

Replacement parts available
by visiting web site

www.elkayusa.com

ELKAY LIMITED LIFETIME FAUCET WARRANTY ON RESIDENTIAL FAUCETS

Limited Lifetime Functional and Finish Warranty

Elkay warrants to the original consumer purchaser that the Elkay faucet purchased will be free from defects in material and workmanship for as long as the original consumer purchaser owns the faucet. Elkay will, at its option, supply replacement parts (or if no longer available a comparable product) if the faucet fails due to a defect in material or workmanship. This warranty does not apply in the event of product surface damage caused by abuse, misuse or improper care and maintenance. This warranty excludes damage caused by harsh or abrasive cleaners and/or materials. This warranty excludes all industrial, commercial and business use, whose purchasers are hereby extended a limited lifetime on mechanical parts and 5 years on finish. Product replacement does not include transportation cost or labor installation cost. Elkay reserves the right to examine product in question and its installation prior to replacement.

OTHER WARRANTY CONDITIONS ON FAUCETS

Our warranty does not cover product failure or damage caused by abusive treatment, misuse, environmental factors, improper care and cleaning, or damage due to handling or faulty installations. This warranty is extended only to the original consumer purchaser of the product. This warranty does not cover shipping costs, labor costs, or any other charges for such items as installation or replacement of the sink, diagnosis or replacement of any faucet or component part, or any other expense or loss.

All incidental or consequential damages are specifically excluded. No additional warranties, express or implied are given. Any implied warranty, including one of merchantability or fitness for a particular purpose, is limited to the duration of this written warranty.

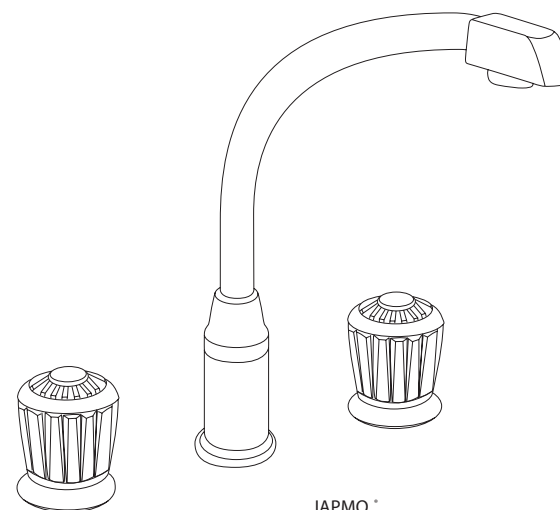
Some states do not allow the exclusion or limitation of incidental or consequential damages or limitations on how long an implied warranty lasts, so the above limitations or exclusions may not apply to you.

This warranty gives you specific legal rights, and you may also have other rights which vary from state to state.

TO OBTAIN SERVICE UNDER WARRANTY

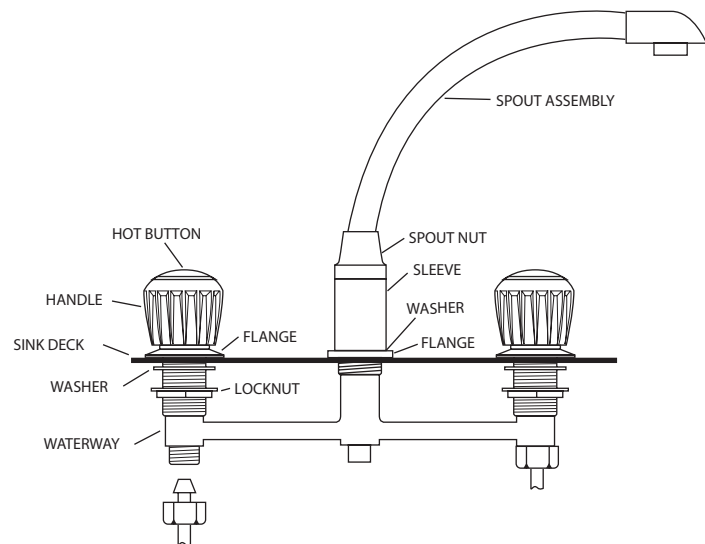
1. Write to: Elkay
Attention: Consumer Services
2222 Camden Court
Oak Brook, IL 60523
2. Include a letter containing the following information:
 - a. Date of purchase and installation
 - b. Description of nature of defect
 - c. Model number or description of model and/or component part if possible.

How to Install an Undermount Two-Handle Faucet



How to Install Faucet Assembly

1. Remove (2) flanges from cartridge holders and (1) flange nut from spout holder or waterway.



TO INSTALL FAUCET

2. From underneath sink, insert waterway assembly up through sink faucet drillings. From topside, thread flange onto center body. (See Figure 1.) Add washer and sleeve. Insert spout assembly into sleeve and tighten spout nut. Begin to unscrew flange until washer is flattened against bottom of sleeve.
3. Topside, thread flanges to faucet shanks and align faucet.
4. From underneath, tighten (2) faucet locknuts.
5. Install handles (see Figure 2).
6. Connect faucet shanks to hot and cold water supply tubes. Thread coupling nut onto faucet shanks and tighten with wrench.
7. FLUSH WATER LINES to remove dirt and sediment from water line. Turn on water supply. Unscrew aerator from spout. Turn on HOT and COLD water (together) for two minutes. Turn off. Replace aerator.

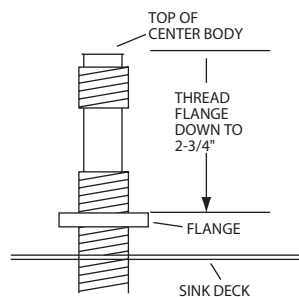
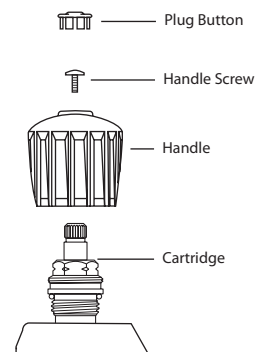
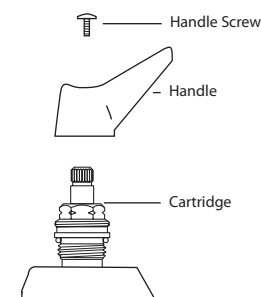


FIGURE 1

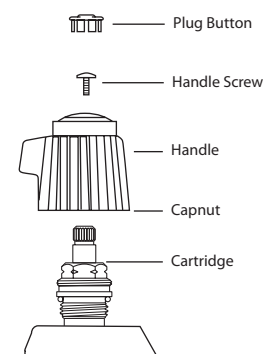
OPTION A



OPTION C



OPTION B



OPTION D

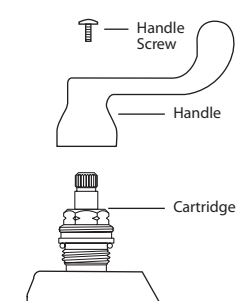
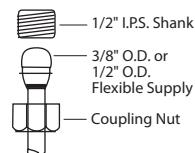


FIGURE 2

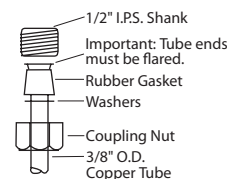
1. Insert handle over cartridge stem. Cartridge rotation should be clockwise for hot and counterclockwise for cold, except for Option A. Option A both cartridges are clockwise.
2. Secure handle screw.
3. Insert plug button if applicable.

TYPICAL WATER SUPPLY HOOK-UPS

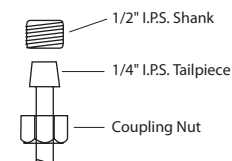
FLEXIBLE SINK RISERS WITH BALL NOSE
Flexible sink risers available in 3/8" or 1/2" O.D. sizes and in various lengths wherever plumbing supplies are sold.



SLIP JOINT CONNECTION
Use 3/8" O.D. copper tube of proper length with cone gasket and washer assembly as shown. (Wherever plumbing supplies are sold.)



1/4" TAILPIECE CONNECTION
Coupling nuts furnished 1/4" I.P.S. tailpiece available wherever plumbing supplies are sold.



Elkay recommends installation by a licensed plumber.