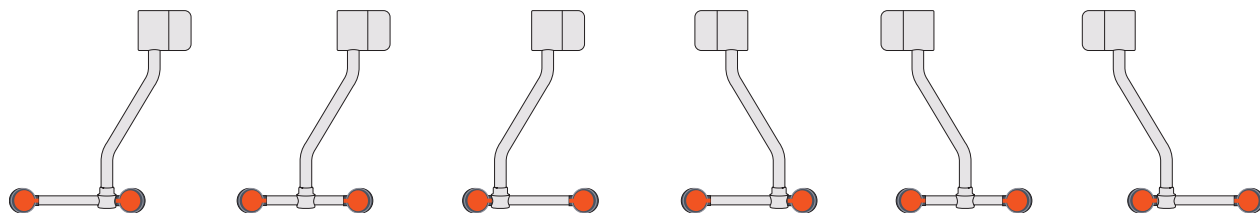




GBF1849 Barrier-Free Eyewash, Deck Mounted, AutoFlow™ 90° Swing-Down



GBF1849LH-L

GBF1849LH

GBF1849LH-R

GBF1849L

GBF1849

GBF1849R



Application: Barrier-Free, AutoFlow™ eyewash for mounting on counter. Eyewash outlet assembly is lowered and extended to permit access by wheelchair user. ADA compliance is dependent on 27" knee clearance under counter and 34" maximum counter height. Spray heads swing down from storage to operational position, activating water flow. Available in a variety of spray head configurations to minimize obstructions at a sink.

Spray Head Assembly: Two GS-Plus™ spray heads. Each head has a "flip top" dust cover, internal flow control and filter to remove impurities from the water flow.

Valve: 1/2" IPS plug-type valve with O-ring seals. Swinging head assembly down from storage to operational position opens orifice and activates water flow. Unit remains in operation until spray head assembly is returned to storage position.

Strainer: Unit is furnished with in-line strainer to protect valve and spray heads from debris in water line.

Mounting: Unit mounts on countertop behind sink. Furnished with mounting hardware for securing unit to counter.

Construction: Polished chrome plated brass.

Supply: 1/2" NPT male inlet.

Sign: ANSI-compliant identification sign.

Quality Assurance: Unit is completely assembled and water tested prior to shipment.

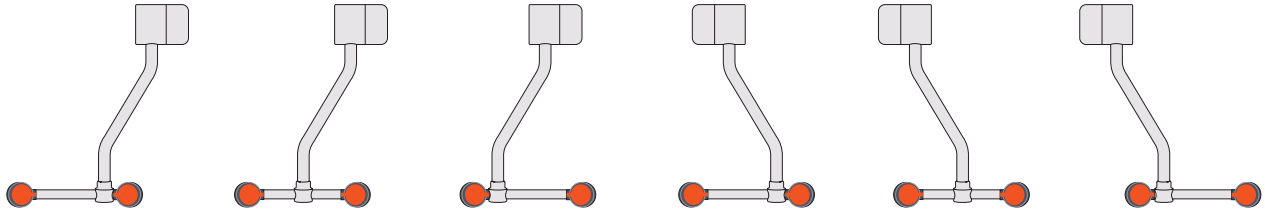
Available Options

- ☐ **TMV** G3600LF thermostatic mixing valve precisely blends hot and cold water to deliver tepid water as required by ANSI Z358.1-2014. Refer to "Tempering Units" section for complete technical and product selection information.

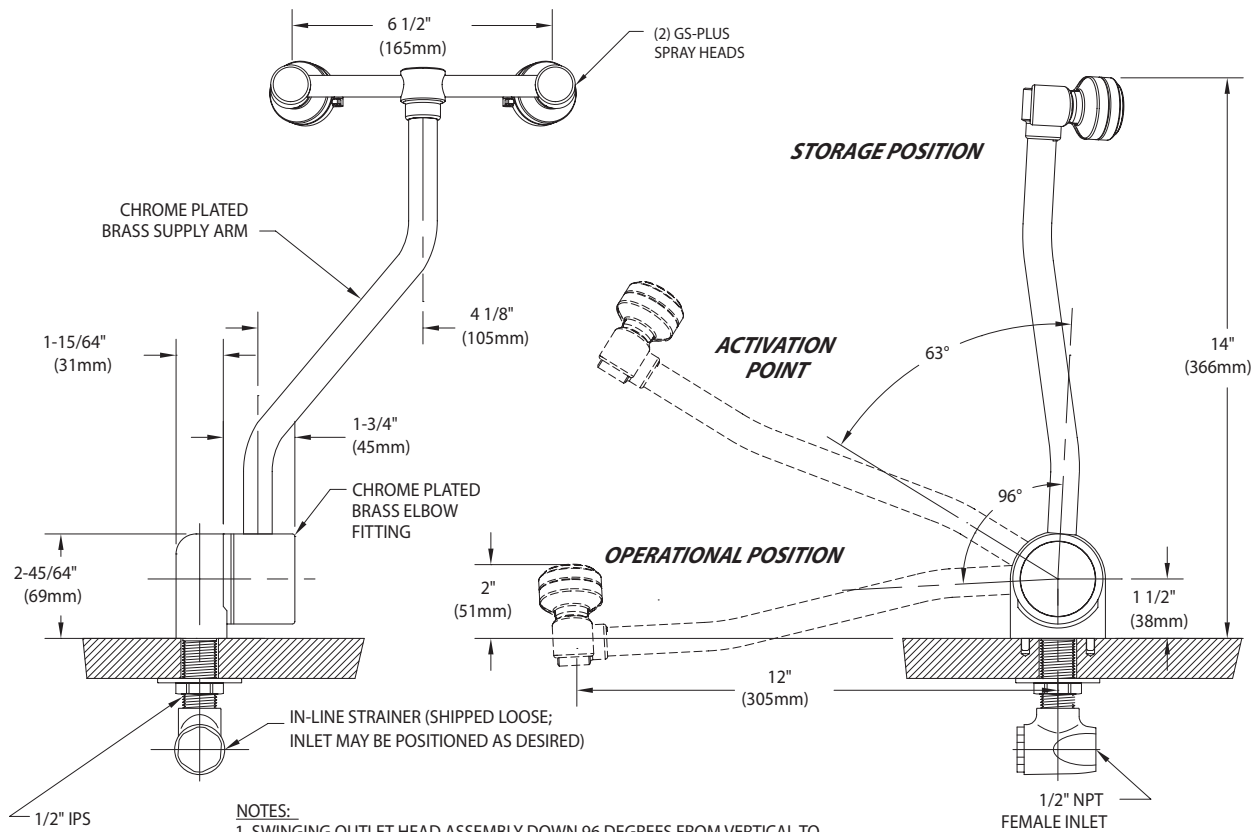




GBF1849 Barrier-Free Eyewash, Deck Mounted, AutoFlow™ 90° Swing-Down



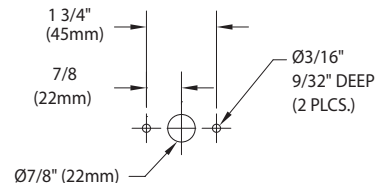
GBF1849LH-L GBF1849LH GBF1849LH-R GBF1849L GBF1849 GBF1849R



NOTES:

1. SWINGING OUTLET HEAD ASSEMBLY DOWN 96 DEGREES FROM VERTICAL TO HORIZONTAL POSITION ACTIVATES WATER FLOW.
2. EACH GS-PLUS SPRAY HEAD HAS A "FLIP-TOPI" DUST COVER, INTERNAL FLOW CONTROL AND FILTER TO REMOVE IMPURITIES FROM THE WATER FLOW.
3. UNIT MOUNTS INTO COUNTERTOPS UP TO 1 1/2" THICK. BASE OF UNIT HAS PINS TO PREVENT UNIT FROM TURNING ON COUNTER.
4. UNIT IS FURNISHED WITH IN-LINE STRAINER TO PROTECT VALVE AND SPRAY HEADS FROM DEBRIS IN WATER LINE.
5. VALVE BEGINS TO OPEN AT "ACTIVATION POINT" SHOWN ABOVE.
6. ADA COMPLIANCE IS DEPENDENT ON 27" KNEE CLEARANCE UNDER COUNTER AND 34" MAX. COUNTER HEIGHT.

DETAIL OF MOUNTING PINS



THIS SPACE FOR ARCHITECT/ENGINEER APPROVAL

Due to continuing product improvement, the information contained in this document is subject to change without notice. All dimensions are $\pm 1/4"$ (6mm). rev. 015

Sign Included



Guardian Equipment
1140 N North Branch St
Chicago, IL 60642

312 447 8100 TELEPHONE
312 447 8101 FACSIMILE
gesafety.com



Listed 8116. Units have been tested to and comply with ANSI Z358.1-2014 and the Uniform Plumbing Code.



ETL Listed 101496. Units have been tested to and comply with ANSI Z358.1-2014.

