

FLOOR DRAINS

FIG. 2692 QUAD CLOSE TRAP SEAL

FUNCTION: The Quad Close Trap Seal forms a barrier to minimize the evaporation of the trap seal of a floor drain. The Quad Close Trap Seal will open to allow drainage and close when there is no flow. It is for use in floor drain outlets or the adjustable strainer throats.

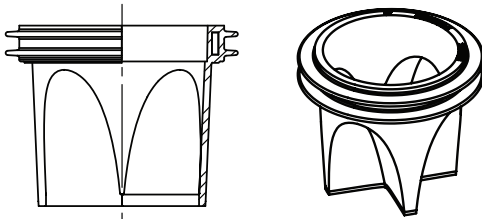


FIG. NO.	PIPE SIZE	
2692-0150	1 1/2"	POA
2692-02	2"	POA
2692-03	3"	POA
2692-0350*	3 1/2"	POA
2692-04	4"	POA
2692-06	6"	POA

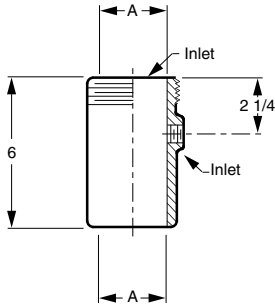
*A bucket cannot be used with the 2692-0350 or any other version used in a strainer head.

Patent No. 8,844,572

Refer to submittal for more information.

FIG. 2695 AUXILIARY INLET FITTINGS-SPIGOT OUTLET

FUNCTION: Used as a means of inserting a trap primer connection in the outlet of a conventional floor drain.



INLET/OUTLET SIZE	AUXILIARY INLET SIZE*	†DUCO CI	GALV CI	APPROX. WEIGHT LBS
02"	050, 075"	144.00	216.00	3
03"	050, 075"	144.00	216.00	6
04"	050, 075"	144.00	216.00	10

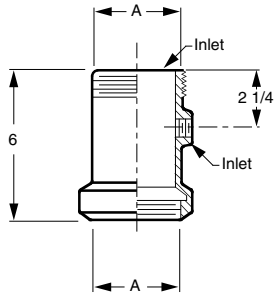
*Specify P050 (1/2") or P075 (3/4") Auxiliary Inlet Size

REGULARLY FURNISHED: Duco Cast Iron with 1/2" NPT Inlet Tapping.

FIG. 2696 AUXILIARY INLET FITTINGS-THREADED OUTLET

FUNCTION: Used as a means of inserting a trap primer connection in the outlet of a conventional floor drain.

2696
Same as
2695 with
Threaded
Outlet



*Specify P050 (1/2") or P075 (3/4") Auxiliary Inlet Size

A OUTLET SIZE	AUXILIARY INLET SIZE*	†DUCO CI	GALV CI	APPROX. WEIGHT LBS
02"	050, 075"	144.00	216.00	3
03"	050, 075"	144.00	216.00	6
04"	050, 075"	144.00	216.00	10

REGULARLY FURNISHED: Duco Cast Iron with 1/2" NPT Inlet Tapping.