

# MAAX SUBMITTAL SPECIFICATIONS

## Pose 7236

**MODEL NUMBER 101460**

DIMENSIONS: 72" x 36" x 24" Acrylic



Project : .....  
Contractor : .....  
MAAX Representative : ..... Tel : .....  
Date : .....

[www.maax.com](http://www.maax.com)

Vivez l'expérience  
**MAAX**<sup>®</sup>  
Enjoy the experience

### STANDARD FEATURES

- Rectangular shape bathtub with choices of two deck heights (3/8 or 2 in.) Please specify when ordering
- Drop-in or undermount<sup>10</sup> installation or with integrated flange (IF) for alcove installation
- Textured floor
- Ample deck space for faucet installation
- Skirt with or without access panel available




### OPTIONS

- One chromatherapy light
- Water heater assembly (factory installed)
- Metal trim kit for whirlpool and combined systems
- Two 6-in. grab bars
- Metal trim kit for Air Push Control
- Cable-operated waste and overflow

### UNIQUE FEATURES

- None

### SYSTEMS

-  MAAX Professional Whirlpool
-  Aeroeffect **DOOR**
-  Combined Whirlpool/Aeroeffect

### SELECTION

Combine with MAAX's complete  
shower door opening visit  
[www.maax.com](http://www.maax.com)  
Maax products adhere to one or more of  
the following certifications:



2017-11-09

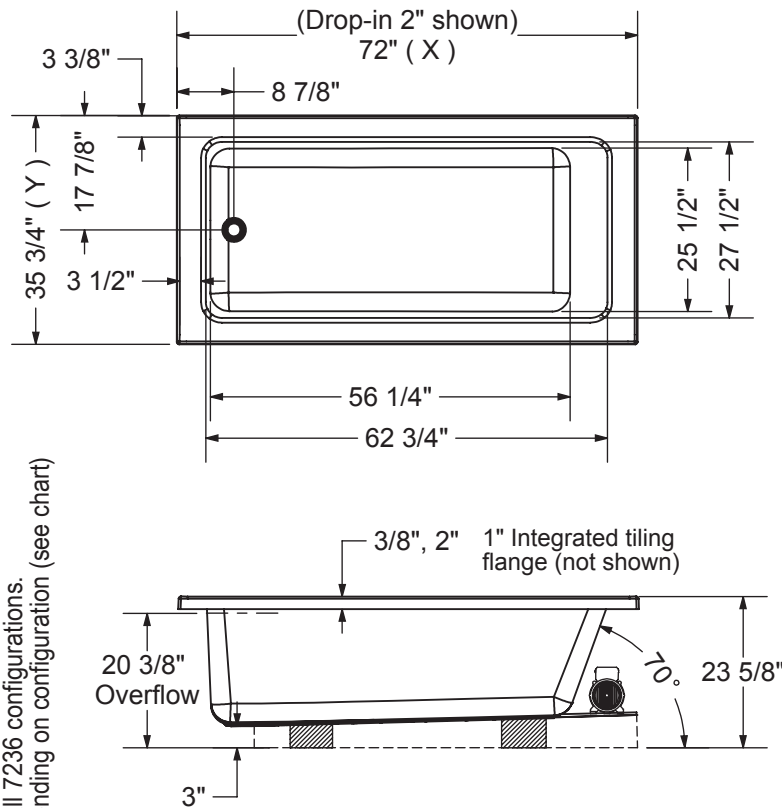


## MAAX SUBMITTAL SPECIFICATIONS

# Pose 7236

MODEL NUMBER 101460

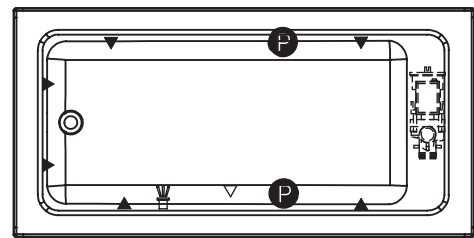
## TECHNICAL DRAWINGS



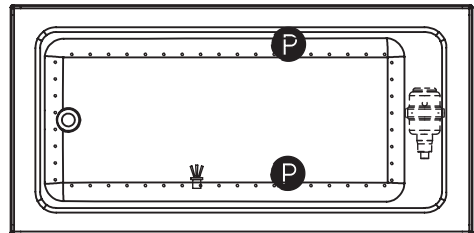
Technical drawing is universal for all 7236 configurations.  
 External dimension (X,Y) vary depending on configuration (see chart)

	DROP IN 2"	DROP IN 3/8"	ALCOVE / CORNER
X	72"	71 7/8"	71 1/2"
Y	35 3/4"	35 5/8"	35 3/8"

WHIRLPOOL SYSTEM




AIR SYSTEM



- (P) : Indicates optional grab bar positioning
- (▲) : Indicates whirlpool jets positioning
- (△) : Indicates suction positioning
- (●) : Indicates airjets positioning
- (☼) : Indicates chromotherapy light positioning

APRON (alcove version only)



Wood support design may vary.  
 Integrated tiling flange: 1" height X 1/4" thickness (not shown)  
 Tiling flange position is determined by chosen configuration.  
 All dimensions are approximate.  
 Structure measurement must be verified against the unit to ensure proper fit.