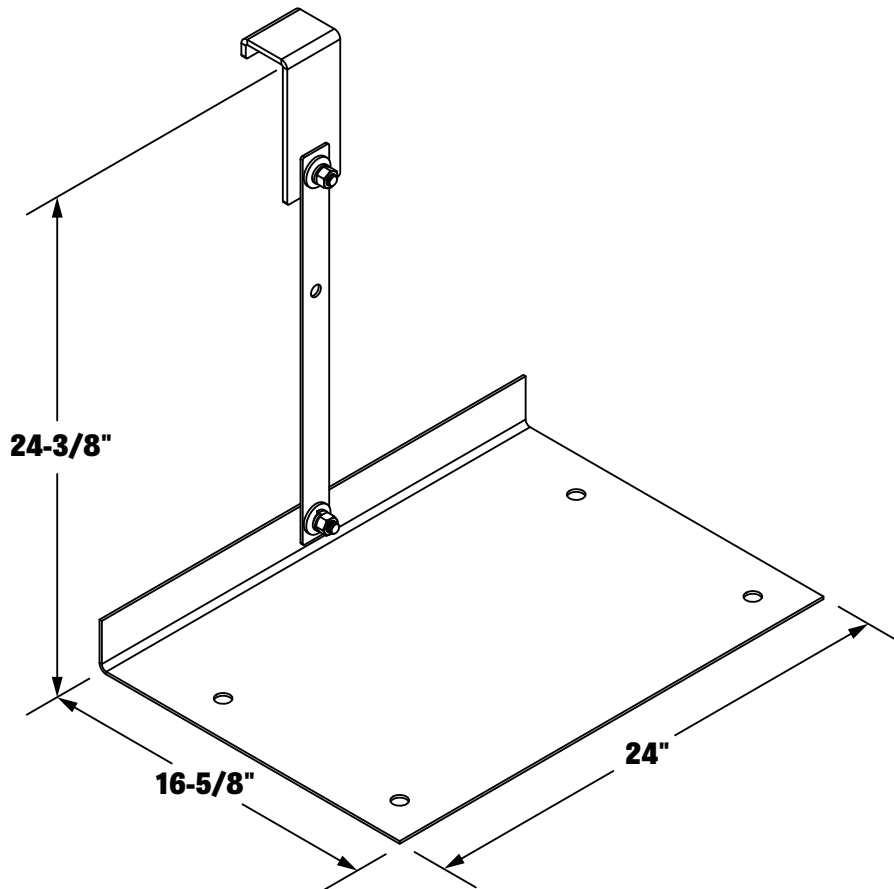


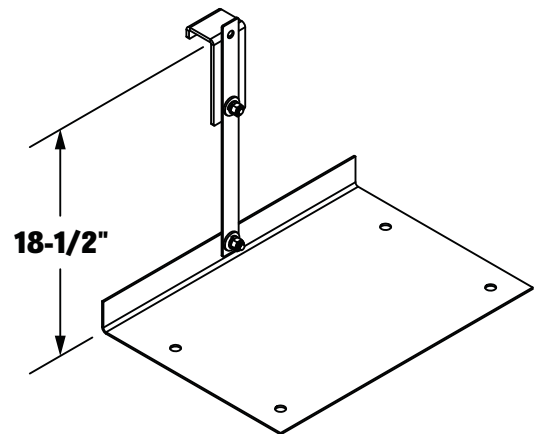
AK1

Anchor Kit

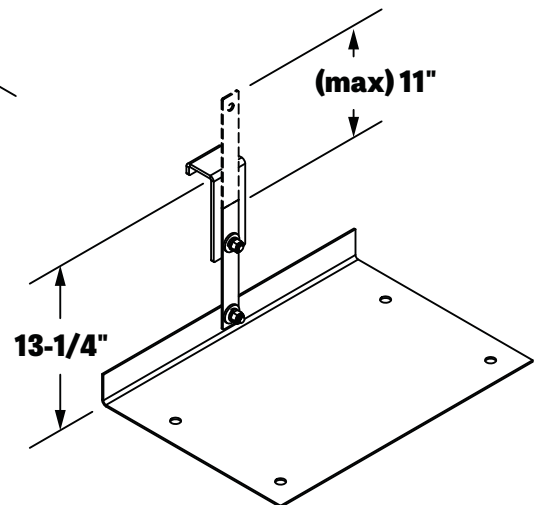
Specifications | Special Precautions



Configuration for: GB-250



Configuration for: GB-75



Configuration for: GB-50

SPECIFICATIONS

NOTES:

1. 11 gauge (304-2B) stainless steel plate for base and strap
2. 1/4" x 3" (304-2B) stainless steel plate for hook
3. All stainless steel fasteners
4. Hold down for tanks through burial, bolting, or welding



SCHIER
LIFETIME GUARANTEED
GREASE INTERCEPTORS

MODEL NUMBER:
AK1

DESCRIPTION: Anchor Kit - Great Basin

PART #: 8020-001-01

DWG BY: B. Karrer

DATE: 12/30/2015

REV: 0 _/_/_/201_

ECO:

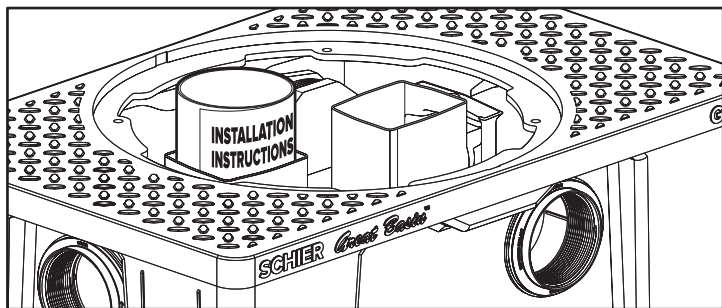


SPECIAL PRECAUTIONS

For All Schier Grease Interceptor Installations

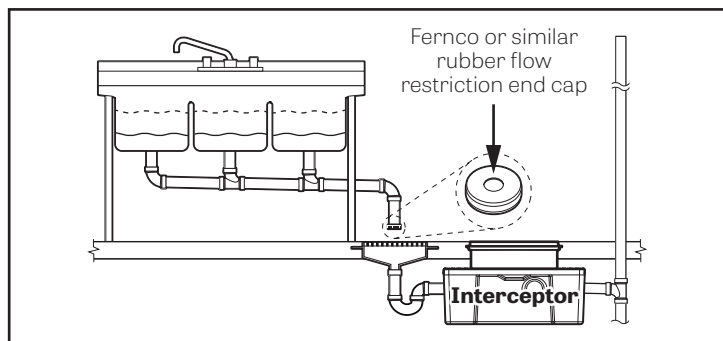
Installation Instructions

Installation instructions and additional components are located inside the interceptor. Read all instructions prior to installation. This interceptor is intended to be installed by a licensed plumber in conformance with all local codes.



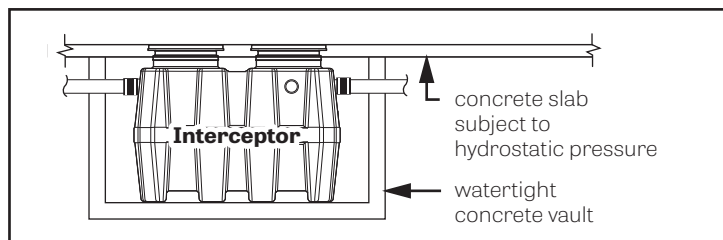
When Installing Interceptor Inside

If your dishwashing sink(s) discharges into a floor drain/sink (drain), you must regulate the flow into the drain to avoid an overflow of water onto the kitchen floor. This can be done by installing a valve or flow restriction cap on the sink piping that discharges into the drain. See drawing below for guidance. For detailed guidance on indirect connections, go to: http://webtools.schierproducts.com/Technical_Data/Indirect_Connections.pdf



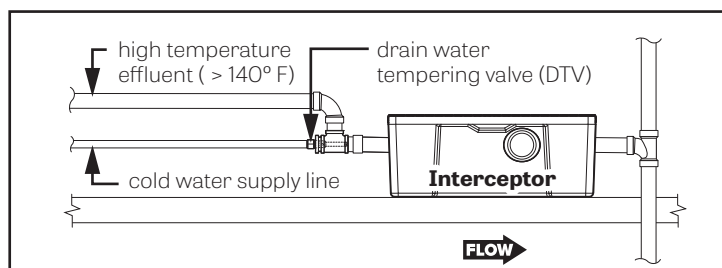
Hydrostatic Slabs (or Pressure Slabs)

When installed under a hydrostatic slab (slab designed to withstand upward lift, usually caused by hydrostatic pressure) interceptor must be enclosed in a watertight concrete vault. Failure to follow this guidance voids your warranty.



High Temperature Kitchen Water

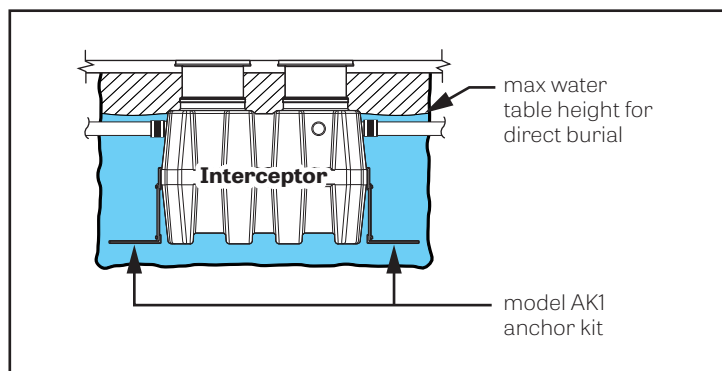
If water is entering the interceptor at excessive temperature (over 140° F), a drain water tempering valve (DTV) must be installed. Most state and local plumbing codes prohibit water above 140° F being discharged into the sanitary sewer. Water above 140° F will weaken or deform PVC Schedule 40 pipe, poly drainage fixtures like interceptors and erode the coating of cast iron (leading to eventual failure). Failure to follow this guidance voids your warranty.



High Water Table Installations

Interceptors and risers are not designed to withstand water table height in excess of the top of the unit when buried (see figure). If it is possible for this to occur, install the interceptor and risers in a water-tight concrete vault or backfill with concrete or flowable fill (wet concrete and flowable backfill should be poured in stages to avoid crushing the interceptor). At risk areas include but are not limited to tidal surge areas, floodplains and areas that receive storm water. Failure to follow this guidance voids your warranty.

Models GB-50, GB-75, and GB-250 that are direct buried in high water table scenarios must be installed with model AK1 anchor kit or warranty is void.



SCHIER
LIFETIME GUARANTEED
GREASE INTERCEPTORS

MODEL NUMBER:
AK1

DESCRIPTION: Anchor Kit - Great Basin

PART #: 8020-001-01

DWG BY: B. Karrer

DATE: 12/30/2015

REV: 0 _/_/201_

ECO: