



MUSIC SERIES



MELODY CHAIR®



MELODY STAND®



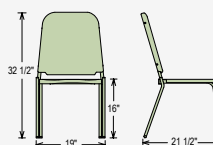
CONDUCTOR SET





MELODY CHAIR® JUNIOR

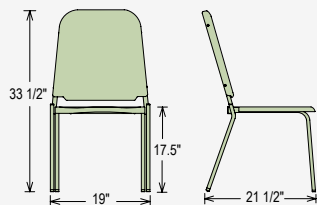
16" SEAT HEIGHT VS. 17.5" ON THE 8210



Model Number
8210-16



Model Number
8210



DY-82



Features



7/8" Frame with
16-Gauge Square
Tubing and 14-Gauge
Rear Seat Brace



Durable Polypropylene
Contoured Seat For
Extra Comfort



Curved, Tight Plugs



Music Band-Pitch
Style With a Seat
Back Angle Of 97°



Non-Marring
Polyethylene Glides

Add-Ons (Optional) Tablet Arms



TA82R
Right Tablet
Arm



TA82L
Left Tablet
Arm

MELODY MUSIC TUBA REST

*Harmonize Your Comfort:
Elevate Your Music Performance
with Our Tuba Rest Add-On*!*

*Compatible with Melody Chair and Melody Chair Jr.



Model Number
TR82
Note: Chair sold separately



Features



Telescoping Tube with
Four Adjustable Height



Quick & Easy
Installation



17-Gauge, 7/8" Square
Chrome Frame



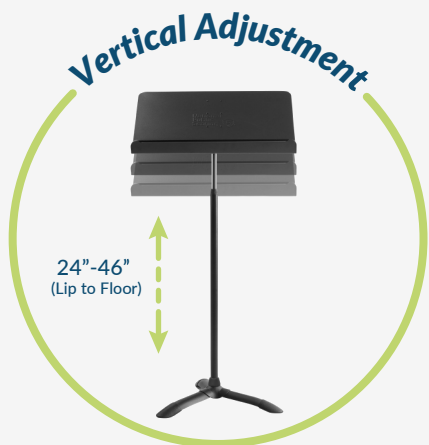
Thermoplastic Coated
Tuba Support with
Ergonomic Design



MELODY MUSIC STAND



Model Number
82MS



DYMS10

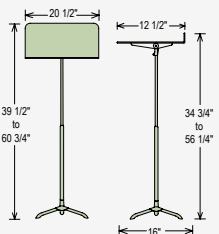


Stacks
10
STANDS

DYMS20



Stacks
20
STANDS



Features



Tension Tilt Surface
for Smooth Adjustment
Holds Strong in
Any Position



Neck Assembly
Provides a Tighter
Fit on Pole



Powder-Coated in
Black to Match
Melody Music Chair



Rubber Tips Included
to Prevent Noise and
Floor Scratching



New Attachment Style
Eliminates the Need
for Bolt Tightening



Chair, Stand, and Podium for Rehearsal or Stage

*Available as a Set or as Individual Units



CONDUCTOR'S PODIUM



Color



Grey Carpet
Black Side Panels
Plywood Core


Model Number
CP

Dimensions


Overall	12"H x 39.5"W x 44.25"D
Step	5.75"H x 39.5"W x 10.5"D



Features



Industrial Grade
14-Gauge Frame



Carpeted Surface and
Textured Sides for
Modern Aesthetics




Removable Guardrail
Also Functions as a
Handle for Transport



Transport Vertically
With Four Built-in
Casters



CONDUCTOR'S STAND



Color



Black

Model Number
CS

Dimensions

Reading Surface 26.75" X 19.75"

Adjustable Height 33.75" - 52.75"

Features



Adjustable Height
Telescopic Pole



Heavy-Duty Knob
Locking Mechanism



Removable
Accessory Tray



8-Gauge Steel
Designer Base



CONDUCTOR'S CHAIR

Model Number
PCC

**CAL-117
RATED**



Features



Plush Padded
Seat and Back



Adjustable Height
Footrest With
Locking Knob



Height Adjustable
from 24.5" to 34.5"
With Pneumatic Lift



Plastic Reinforced
Backrest and Seat



5 Mushroom Glides
for Extreme Stability

