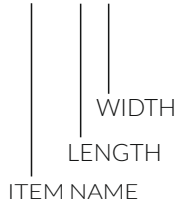




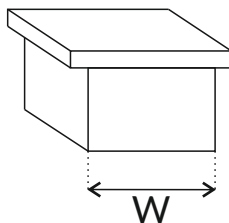
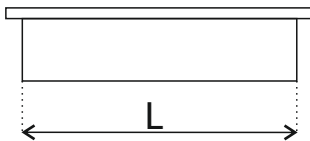
ATL2 - INSULATED INSPECTION HATCH

ATL2-L-W



DESCRIPTION

- Insulated inspection hatch for a rectangular ventilation duct
- Item fulfills the C-class air tightness requirements



TECHNICAL INFORMATION

SIZE	INSULATION THICKNESS	
400x200	100	
400x200	50	
400x200	80	
400x200	60	
500x400	100	
500x400	120	
500x400	60	
500x400	50	
600x500	100	
600x500	60	
600x500	50	