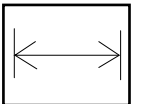
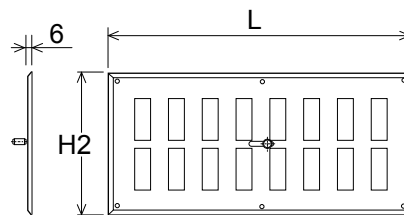
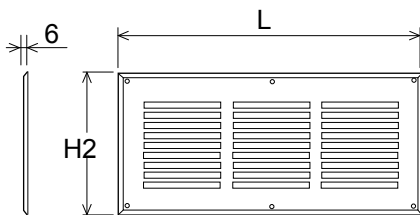
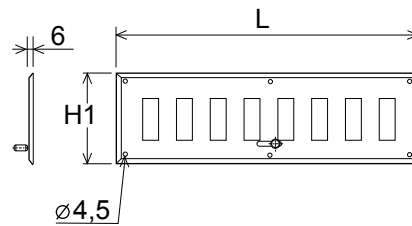
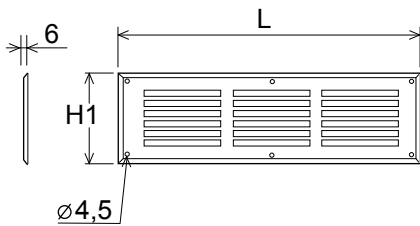

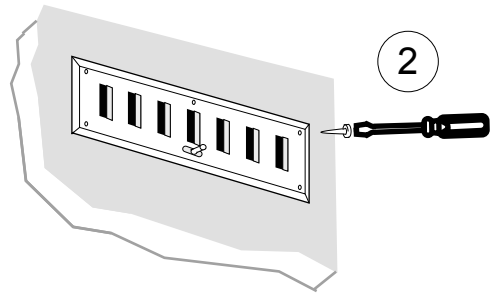
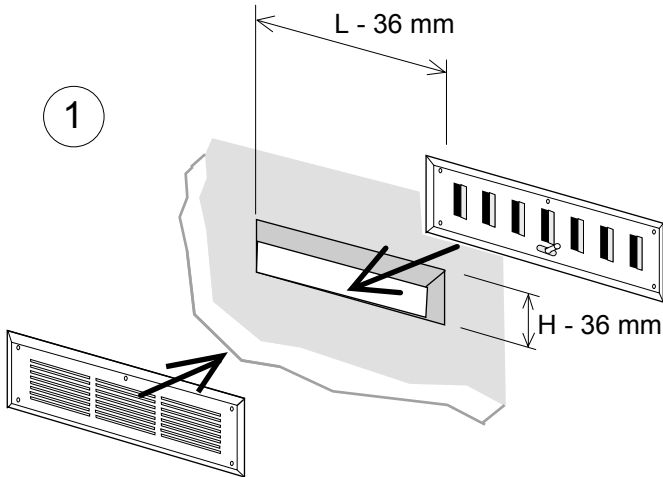


HSO
HUS



HUS	L	H1	H2	A (cm ²)
300 x 100	300	100		42
400 x 100	401	100		56
500 x 100	504	100		70
300 x 150	300		150	74
400 x 150	401		150	99
500 x 150	504		150	123

HSO	L	H1	H2	A (cm ²)
300 x 100	300	100		64
400 x 100	401	100		88
500 x 100	504	100		112
300 x 150	300		150	128
400 x 150	401		150	176
500 x 150	504		150	224

