



# Oras Hydractiva

Installation and maintenance guide

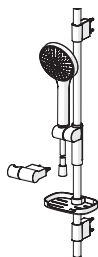




**Accepterad**  
monteringsanvisning  
2016:1

## Contents

<b>CZ</b> Obsah	<b>FI</b> Sisällysluettelo	<b>NL</b> Inhoud	<b>SE</b> Innehållsförteckning
<b>DE</b> Inhaltsübersicht	<b>FR</b> Sommaire	<b>NO</b> Innhold	<b>SK</b> Obsah
<b>DK</b> Indholdsfortegnelse	<b>IT</b> Indice	<b>PL</b> Spis treści	<b>UA</b> Зміст
<b>EE</b> Sisukord	<b>LT</b> Turinys	<b>RO</b> Cuprins	
<b>ES</b> Contenidos	<b>LV</b> Saturs	<b>RU</b> Содержание	



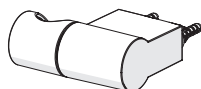
**421, 423, 431, 433, 253407, 253409**

Installation .....	4-5
Spare parts .....	8



**253440**

Installation .....	5
--------------------	---



**251080**

Installation .....	6
--------------------	---



**242401, 242403, 243401, 243403**

Operation .....	7
Cleaning .....	8

## Installation

CZ Montáž

DE Montage

DK Installation

EE Paigaldus

ES Montaje

FI Asennus

FR Installation

IT Montaggio

LT Montavimas

LV Montāža

NL Installatie

NO Montering

PL Instalacja

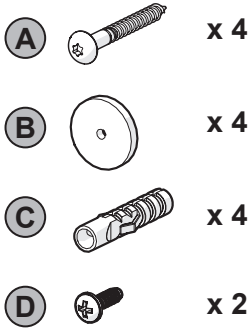
RO Instalare

RU Установка

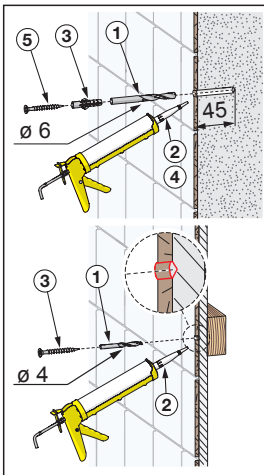
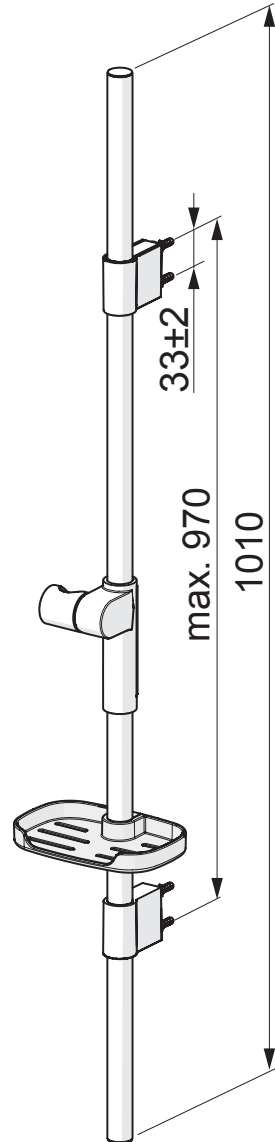
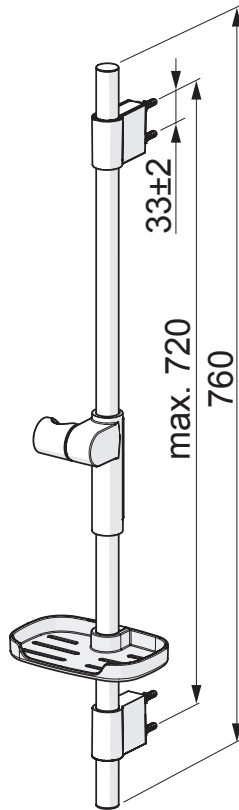
SE Installation

SK Inštalácia

UA Встановлення



Max 65°C



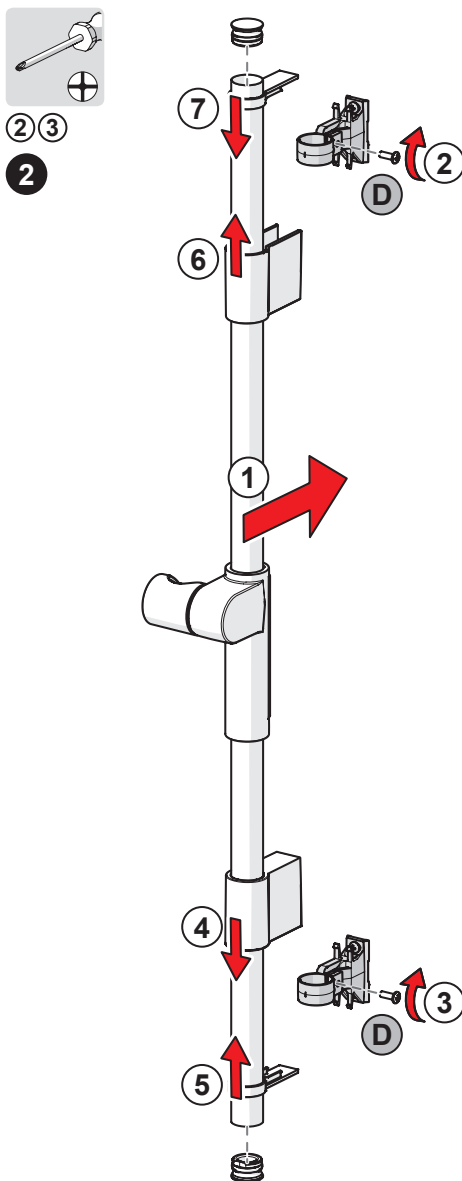
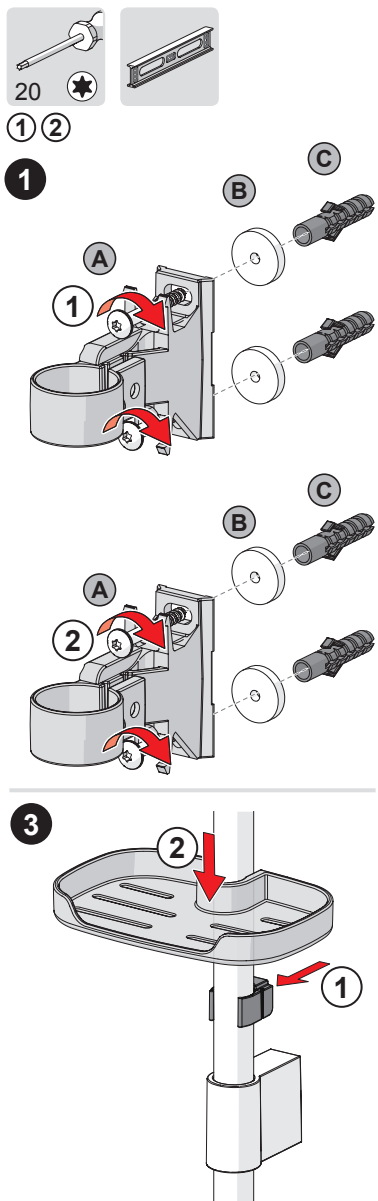
# Installation

CZ Montáž  
DE Montage  
DK Installation  
EE Paigaldus  
ES Montaje

FI Asennus  
FR Installation  
IT Montaggio  
LT Montavimas  
LV Montāža

NL Installatie  
NO Montering  
PL Instalacja  
RO Instalare  
RU Установка

SE Installation  
SK Inštalácia  
UA Встановлення



## Installation

CZ Montáž

DE Montage

DK Installation

EE Paigaldus

ES Montaje

FI Asennus

FR Installation

IT Montaggio

LT Montavimas

LV Montāža

NL Installatie

NO Montering

PL Instalacja

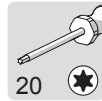

RO Instalare

RU Установка

SE Installation

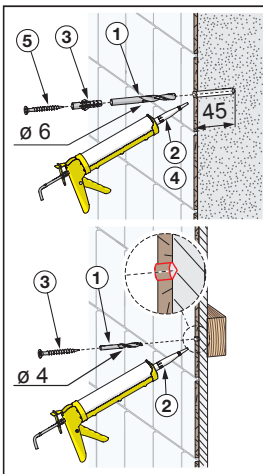
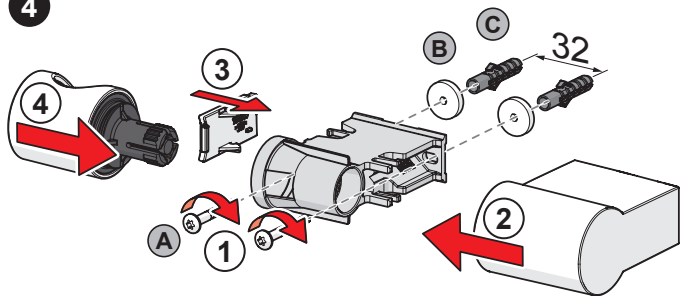
SK Inštalácia

UA Встановлення

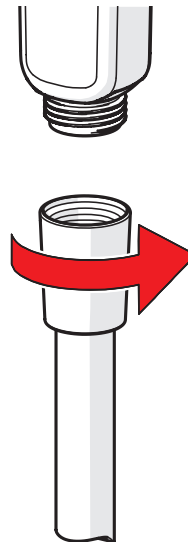


①

④



⑤



## Operation

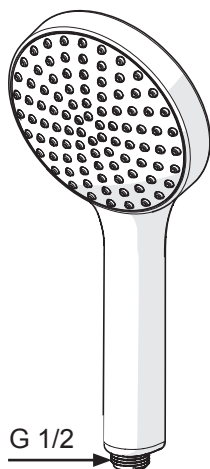
**CZ** Funkce  
**DE** Funktion  
**DK** Betjening  
**EE** Toimimine  
**ES** Servicio

**FI** Toiminta  
**FR** Utilisation  
**IT** Funzionamento  
**LT** Veikimo principas  
**LV** Darbības princips

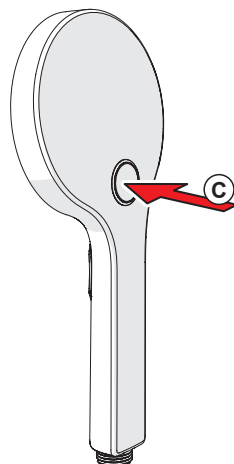
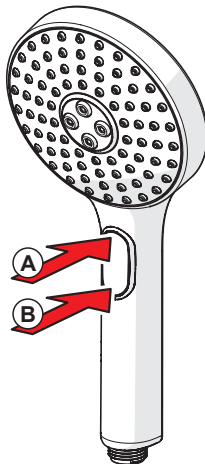
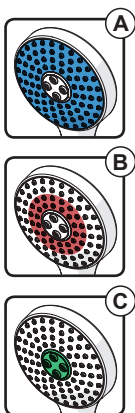
**NL** Bediening  
**NO** Funksjon  
**PL** Działanie  
**RO** Funcționare  
**RU** Принцип действия

**SE** Funktion  
**SK** Prevádzka  
**UA** Принцип дії

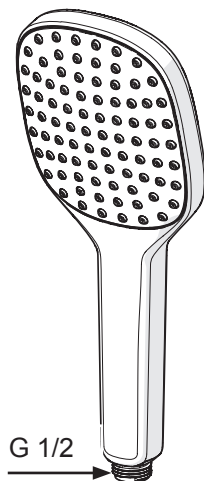
Max 65°C



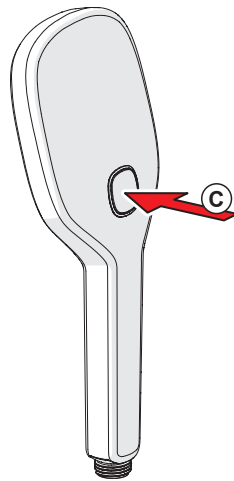
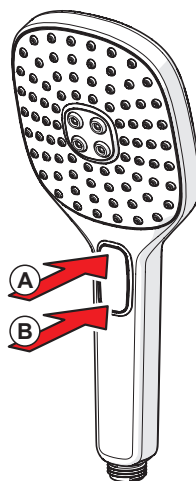
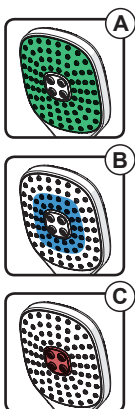
Max 65°C



Max 65°C



Max 65°C



## Spare parts

**CZ** Náhradní díly

**DE** Ersatzteile

**DK** Reservedele

**EE** Varuosad

**ES** Piezas de recambio

**FI** Varaosat

**FR** Pièces détachées

**IT** Pezzi di ricambio

**LT** Atsarginės dalys

**LV** Rezerves daļas

**NL** Reserve-  
onderdelen

**NO** Reservedeler

**PL** Części zamienne

**RO** Piese de schimb

**RU** Запасные части

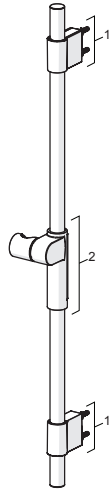
**SE** Reservdelar

**SK** Náhradné diely

**UA** Запасні частини

1 600378V

2 600356V



## Cleaning

**CZ** Čištění

**DE** Reinigung

**DK** Rengøring

**EE** Puhastamine

**ES** Limpieza

**FI** Puhdistus

**FR** Nettoyage

**IT** Pulizia

**LT** Išvalymas

**LV** Tīrīšana

**NL** Reinigen

**NO** Rengjøring

**PL** Czyszczenie

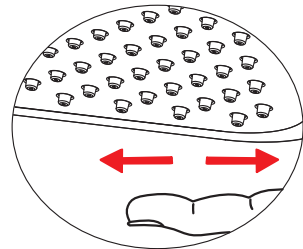
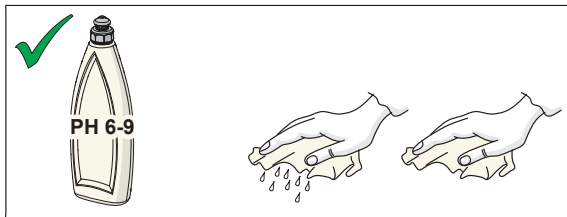
**RO** Curățire

**RU** Очистка

**SE** Rengöring

**SK** Čistenie

**UA** Чищення











Oras Group is a powerful European provider of sanitary fittings: the market leader in the Nordics and a leading company in Continental Europe. The company's mission is to make the use of water easy and sustainable and its vision is to become the European leader of advanced sanitary fittings. Oras Group has two strong brands: Oras and Hansa.

The Group's head office is located in Rauma, Finland, and the Group has three manufacturing sites: Kralovice (Czech Republic), Olesno (Poland) and Rauma (Finland). Oras Group employs approximately 1,200 people in twenty countries. Oras Group is owned by Oras Invest, a family company and an industrial owner.

ORAS Ltd  
Isometsäntie 2, P.O. Box 40  
FI-26101 Rauma  
Tel. +358 2 83 161  
Fax +358 2 831 6300  
info.finland@oras.com  
www.oras.com



943264-10-18