



**ASENNUSOHJE**

**SÄÄTÖOHJE**

**HUOLTO-OHJE**

**MONTERINGSANVISNING**

**INJUSTERINGSANVISNING**

**SKÖTSELANVISNING**

**INSTALLATION**

**ADJUSTMENT**

**MAINTENANCE**






**ИНСТРУКЦИЯ ПО УСТАНОВКЕ**

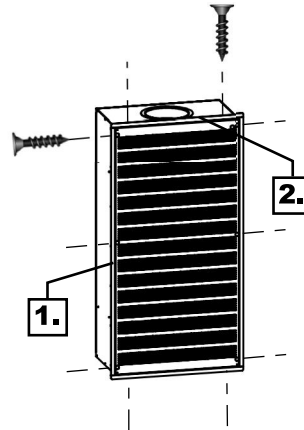
**ИНСТРУКЦИЯ ПО НАСТРОЙКЕ**

**РУКОВОДСТВО ПО ТЕХНИЧЕСКОМУ ОБСЛУЖИВАНИЮ**

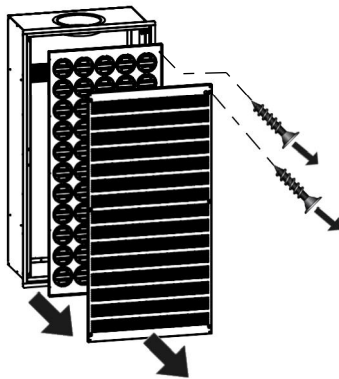
**ASENNUSOHJE • MONTERINGSANVISNING • INSTALLATION**  
**ИНСТРУКЦИЯ ПО УСТАНОВКЕ**

1.

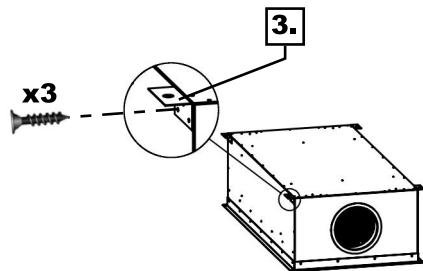
- 1.   x2
- 2.   x2
- 3.  x4-6



2A.

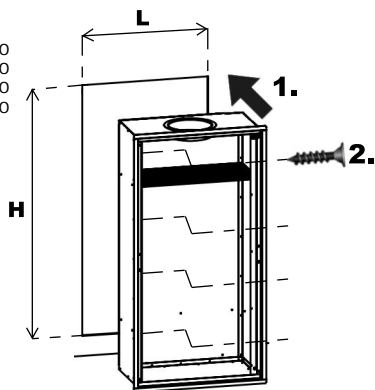


2B.

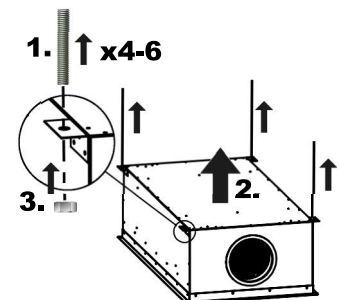


3A.

DINO-T	L	x	H
125	600	600	
160	600	600	
200	600	1200	
250	600	2000	
315	1200	2000	
400	1200	2000	

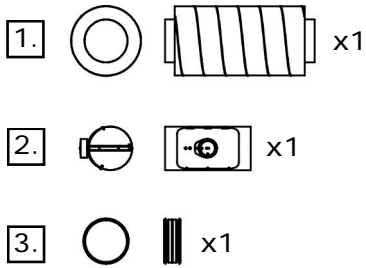


3B.

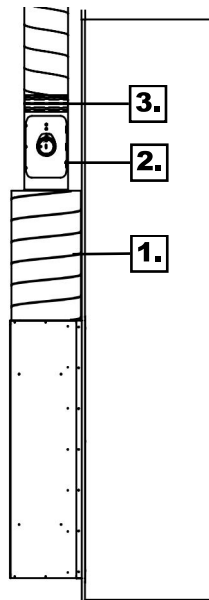


ASENNUSOHJE • MONTERINGSANVISNING • INSTALLATION  
 ИНСТРУКЦИЯ ПО УСТАНОВКЕ

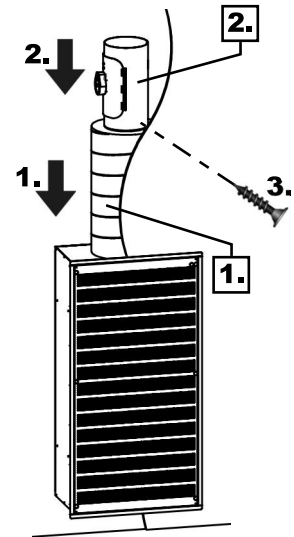
1.



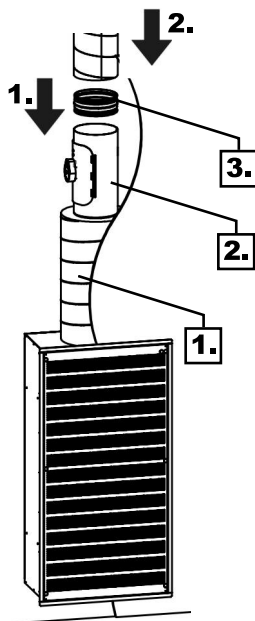
max. 15mm




2.



3.



4.



**SÄÄTÖOHJE • INJUSTERINGSANVISNING • ADJUSTMENT**  
**ИНСТРУКЦИЯ ПО НАСТРОЙКЕ**

1.

$q_v = k \times \sqrt{\Delta p_m}$   
 $q_v = l/s$   
 $\Delta p_m = Pa$

DINO-T	k
125	12
160	20
200	33
250	52
315	87
400	125

2.

1. 2. 3.

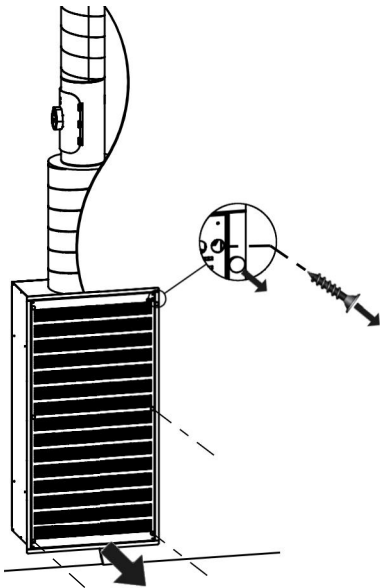
Säätösuenta - Adjustment direction  
 Rotationsriktningen

		k				
		125	160	200	250	315
Säätöasento Injusteringläge Adjustment settings	4,5	20	33	49	87	167
	4	18	29	42	70	137
	3,5	15	24	33	56	110
	3	13	20	27	44	88
	2,5	11	16	21	35	71
	2	9	13,2	17,2	28	55
	1,5	8	10,4	13,9	23	44
	1	6	8,4	10,6	18	35
	0,5	5	6,5	8,2	13,4	27
	0	4	4,9	5,6	9,9	21

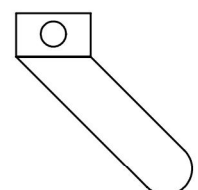
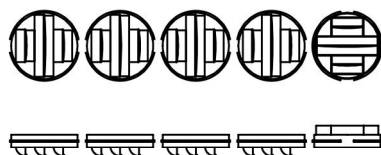
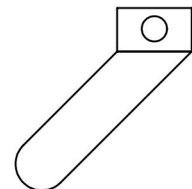
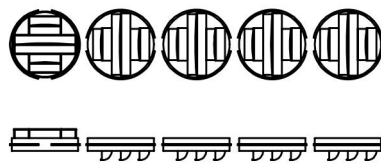
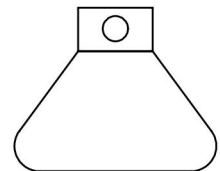
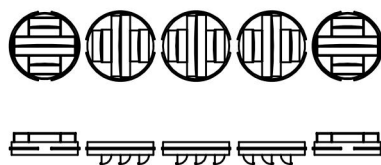
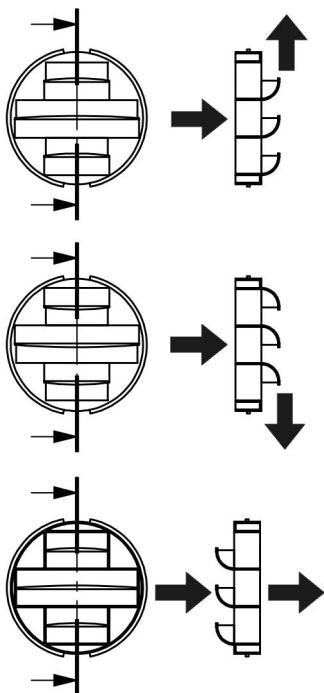
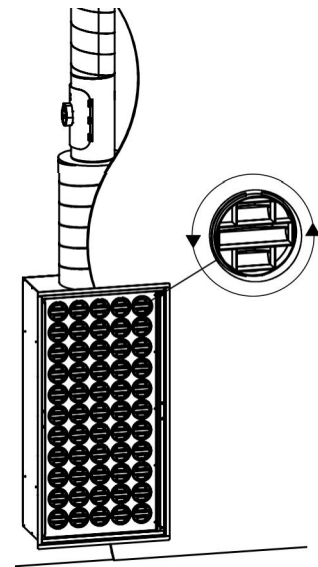
		k
		400
Säätöasento Injusteringläge Adjustment settings	1	131
	2	102
	3	88,3
	4	67,3
	5	52,7
	6	38,5
	7	28,4
	8	15,5

SÄÄTÖOHJE • INJUSTERINGSANVISNING • ADJUSTMENT  
 ИНСТРУКЦИЯ ПО НАСТРОЙКЕ

3.




4.

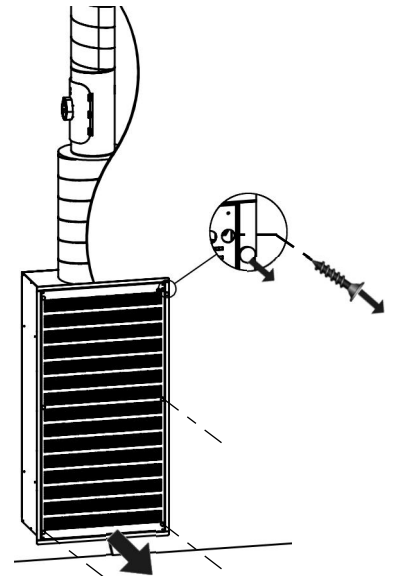


**HUOLTO-OHJE • SKÖTSELANVISNING • MAINTENANCE**  
**РУКОВОДСТВО ПО ТЕХНИЧЕСКОМУ ОБСЛУЖИВАНИЮ**

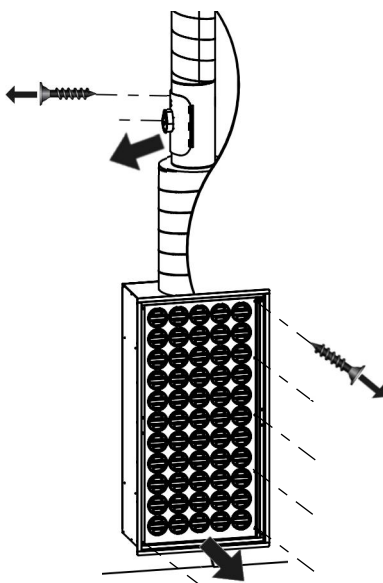
1.



2.



3.



4.

