

PROFESSIONAL PIPE CUTTING POWER TOOLS

EXACT CATALOGUE - 2024



The Original
Pipe Cutting System
made by Exact Tools

Designed in Finland

exact
Pipe Cutting System

PROFESSIONAL PIPE CUTTING TOOLS FOR DEMANDING CONDITIONS

EXACT'S UNIQUE PIPE CUTTING METHOD

The Exact pipe cutting system is designed and manufactured for professional use. All pipe cutters are lightweight, portable, and easy to operate on-site. Exact pipe saws cut steel, plastic, copper, aluminium, cast iron, stainless steel, and multi-layer pipes. Our product range also features special pipe saws for cutting ventilation pipes, or for cutting and bevelling plastic pipes in a single operation. For over 15 years, many leading brands have used our pipe cutting systems and patented technology globally. Everything you need fits in a handy shoulder bag.

PERFECTLY CUT ENDS READY TO WELD OR JOIN

The Exact Pipe cutting system delivers the straight and clean-cut ends so important when welding pipes, facilitating their immediate welding or joining by other means. Exact saws are incredibly fast; a Ø170 mm pipe with a 5 mm wall can be cut in less than 20 seconds. Besides its extensive cutting range that enables one person to easily handle large pipes, the Exact method is also fire-resistant, energy-efficient, and safe for the working environment. Join the satisfied group of Exact users.

” Award winning patented innovations from Finland.



EXACT PIPE CUTTING SAWS

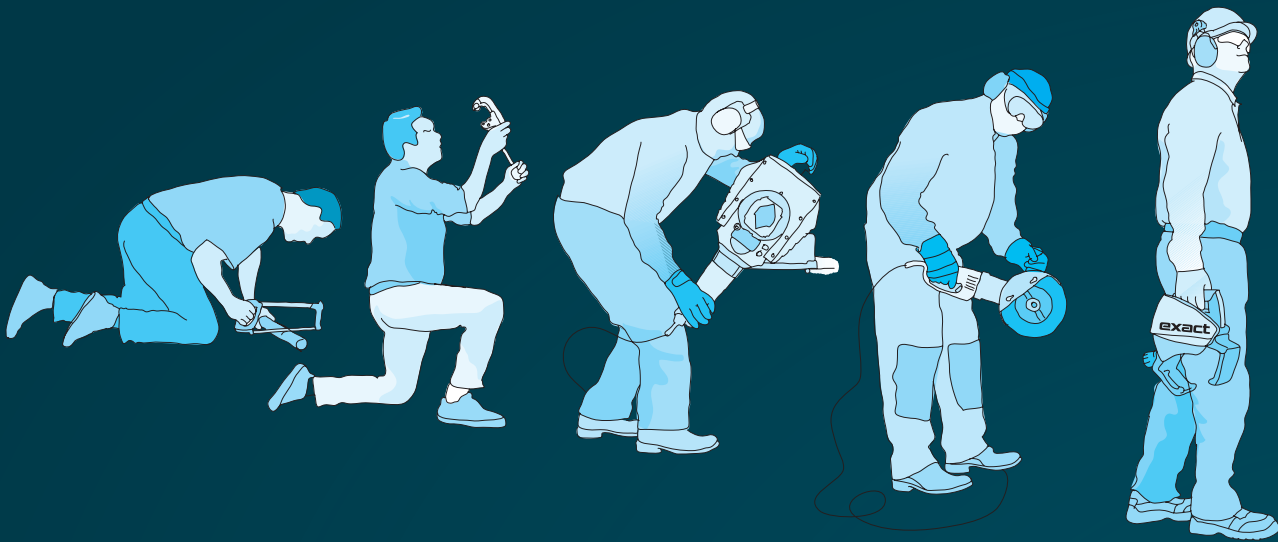
| | |
|----------------------------------------------------------------------------------------------------------------|----------------|
| Introduction to Exact Tools pipe saws | page 4 |
| PipeCut 170 Lightweight and handy | page 6 |
| PipeCut 170E Powerful, lightweight and handy | page 7 |
| PipeCut 220E Powerful, plus a wide cutting capacity | page 8 |
| PipeCut 220 Pro Series Powerful, plus a wide cutting capacity (also available in Cut+Bevel model) | page 9 |
| PipeCut 280 Pro Series Next generation Exact | page 10 |
| PipeCut 360 Pro Series Next generation Exact | page 11 |
| PipeCut+Bevel 360 Pro Series Next generation Exact | page 12 |
| PipeCut 460 Pro Series Next generation Exact | page 13 |
| Infinity Cut the world's largest pipes without upper limit. Available in (3) models | page 14 |
| PipeCut 170 Battery At Exact we are used to cut the pipe, but now we cut the cord! | page 16 |
| PipeCut P400 Battery Cut & Bevel plastics at the same time, cordlessly! | page 17 |
| PipeCut AIR 360 Pneumatic PipeCut AIR 360 (also available in Cut+Bevel model) | page 18 |
| PipeCut 220 INOX Long-awaited inox cutter | page 19 |
| PipeCut 360 INOX Long-awaited inox cutter | page 20 |

SPECIAL EXACT PIPE SAWS

| | |
|------------------------------------------------------------------------------|----------------|
| PipeCut P400 Cut and bevel plastic pipes in one process | page 21 |
| PipeCut P1000 For large diameter plastic pipes | page 22 |
| PipeCut V800 Innovative spiral duct cutting | page 23 |
| PipeBevel 220E Excellent bevel results for on-site applications | page 24 |
| PipeBevel 360E Excellent bevel results for on-site applications | page 25 |

BLADES & DISCS & TIPS

| | |
|-----------------------------------------------------------------|----------------|
| Blades and discs for Exact Tools pipe saws | page 26 |
| Technical compatibility for blades & discs | page 28 |
| Actual recommendation chart for blades & discs | page 29 |



Effective, safe and easy to use

– bringing pipe cutting and finishing into the 21st Century

EXACT PIPE CUTTING SYSTEM: USER-FRIENDLY INNOVATION

In 2002 Exact Tools introduced an innovative system for cutting and finishing metal, plastic and ventilation pipes. Besides revolutionising the efficiency of pipe cutting, the Exact pipe cutting system's improved safety features and ease of use is raising the bar for modern construction standards.

RIGHT THE FIRST TIME AND READY FOR USE

The Exact pipe cutting system improves pipe cutting beyond comparison. Not only do Exact pipe cutters complete the work in a fraction of the time taken by alternative methods, but the quality of the finished cut is so clean and straight that normally no extra shaping or reworking is required. The pipe cutters are light and easily carried, enabling the work to be performed wherever it is needed.

SAFETY BENEFITS ALSO ENHANCE PERFORMANCE AND PRODUCTIVITY

Exact pipe cutters create virtually no sparks when cutting metal pipes. Because the cutting process is a cold cut, the cutting edge/surface does not heat up, avoiding, for example in the case of cast iron pipes, the possibility of damaging the pipe or interior coating. The method is also much safer for workers; pipes can be cut at their installation locations without having to worry about fire hazards or damage to other building materials.



LIGHT, FAST, EASY – PROVIDING WORKING COMFORT THAT LASTS A LIFETIME

The Exact pipe cutting system eliminates the need to shift heavy tools or pipes into many different positions. Requiring only a gentle and stable rotation, the lightweight and easily handled pipe cutters eliminate the common health risks or physical injuries normally associated with the movement of heavy tools or complicated equipment.

” Once you’ve tried Exact, there is no turning back.

– Arttu Starkki, plumber

INVEST IN COMFORT; INVEST IN YOUR HEALTH

Before the introduction of the Exact pipe cutting system there had been no significant innovations in pipe cutting practices for decades. Workers often had to use an angle grinder that is not only inaccurate but is also a fire hazard.

SUPERIOR SPEED

In normal on-site working environments, the speed of the Exact pipe cutting system is revolutionary when compared to previous pipe cutting methods.

After cutting, for example with an angle grinder, the pipe often cannot be welded or connected without performing a cumbersome and time-consuming pipe grinding process. Certain Exact pipe cutting models facilitate simultaneous cutting and beveling, leaving a cut surface that is straight, clean and ready to be connected. All Exact models produce a clean-cut surface.

HOW DO YOU WANT TO WORK?

It’s a simple choice. Pipe cutting and finishing can be quick, safe and comfortable. Or it can be slow, heavy and, in the long run, detrimental to your health. Exact Pipe Tools gives everybody that choice, so don’t suffer in silence. The Exact pipe cutting system offers innovative tools for the cutting and finishing of metal, plastic, and ventilation pipes. All Exact tools are characterised by their quick operation, light weight, and sophisticated ease of use.

Exact Tools pipe saws can make 10 clean pipe cuts during the time it takes an angle grinder to produce one rough cut.



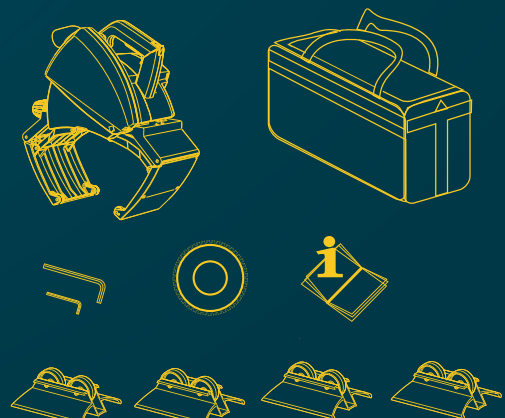
VS



EVERYTHING YOU NEED IN ONE SHOULDER BAG

The PipeCut system is supplied complete with:

1. Exact shoulder bag.
2. Exact PipeCut or PipeBevel machine.
3. Pipe supports (not included with V800).
4. Operating instructions manual.
5. Allen keys fitted to the machine.
6. TCT blade fitted to the Pipe Cut machine.



PipeCut 170

Lightweight and handy

WEIGHT



RANGE OF USE



15MM – 170MM

MAX PIPE WALL

STEEL
6MM

PLASTIC
14MM


SUITABLE FOR

ALL
MATERIALS

VOLTAGE



220–240V/50–60 Hz



PipeCut 170

| | |
|-----------------------|----------------------------|
| Voltage/Power/Current | 220–240 V 1010 W 4.7 A |
| No-Load speed | 4000 r/min |
| Blade diameter | 140 mm |
| Mounting bore | 62 mm |
| Automatic fuse | |

Lightweight and handy PipeCut 170

With an extensive cutting range and a weight of only 5.7 kg, the PipeCut 170 can be used for cutting metal and plastic pipes. Its light weight, ease of use, and extremely fast cutting speed also makes it an excellent choice for cutting steel and cast iron pipes.



BLADES & DISCS FOR PipeCut 170 – see more on pages 26 - 29

PRICE INCLUDES:

PipeCut 170 pipe saw, TCT 140 blade, shoulder bag, pipe support x4, instructions, allen keys 5 mm & 2 mm.

www.exacttools.com

exact
Pipe Cutting System

PipeCut 170E

Powerfull and lightweight

WEIGHT

5.7
kg

RANGE OF USE

15MM – 170MM

MAX PIPE WALL

STEEL
8MM


PLASTIC
14MM

SUITABLE FOR

ALL
MATERIALS

VOLTAGE

110–120V/50–60 Hz
220–240V/50–60 Hz



PipeCut 170E

I Voltage/Power/Current 220–240 V | 1200 W | 5.6 A

II Voltage/Power/Current 110–120 V | 1010 W | 9.2 A

No-Load speed 1600–3500 r/min

Blade diameter 140 mm

Mounting bore 62 mm


Speed preselection

Powerful, lightweight and handy PipeCut 170E

Offering peak performance for pipe fabrication professionals, the adjustable speed and steady torque features of the PipeCut 170E makes it ideal for cutting metal, plastic, stainless steel, and cast iron pipes.

PRICE INCLUDES:

PipeCut 170E pipe saw, TCT 140 blade, shoulder bag, pipe support x4, instructions, allen keys 5 mm & 2 mm.



BLADES & DISCS FOR PipeCut 170E – see more on page 26 - 29

www.exacttools.com

exact
Pipe Cutting System

PipeCut 220E

Wide cutting capacity

WEIGHT

6 kg

RANGE OF USE

15MM – 220MM

MAX PIPE WALL

STEEL 8MM

PLASTIC 14MM

SUITABLE FOR
ALL MATERIALS

VOLTAGE
110–120V/50–60 Hz
220–240V/50–60 Hz



PipeCut 220E


| | |
|---------------------------------|-------------------------------------|
| I Voltage/Power/Current | 220 – 240 V 1200 W 5.6 A |
| II Voltage/Power/Current | 110 – 120 V 1010 W 9.2 A |
| No-Load speed | 1600 – 3500 r/min |
| Blade diameter | 140 mm |
| Mounting bore | 62 mm |
| Speed preselection | |

Power, plus a wide cutting capacity with PipeCut 220E

The PipeCut 220E can be used for cutting metal and plastic pipes; the machine's adjustable motor speed, constant torque, and robust design make it an ideal choice for a multitude of pipe cutting applications in workshops or at job sites.

PRICE INCLUDES:

PipeCut 220E pipe saw, TCT 140 blade, shoulder bag, pipe support x4, instructions, allen keys 5 mm & 2 mm.



BLADES & DISCS FOR PipeCut 220E – see more on 26 - 29

www.exacttools.com

exact
Pipe Cutting System

ALSO AVAILABLE
IN CUT+BEVEL VERSION



PipeCut 220 Pro Series *Next generation Exact*

WEIGHT



RANGE OF USE



20MM – 220MM

MAX PIPE WALL



SUITABLE FOR

ALL
MATERIALS

VOLTAGE

110–120V/50–60 Hz
220–240V/50–60 Hz



PipeCut 220 Pro Series

| | |
|--------------------------|----------------------------------|
| I Voltage/Power/Current | 230V 1600 W |
| II Voltage/Power/Current | 110–120V 1600 W |
| No-Load speed | 1 = 1900 r/min 2 = 2885 r/min |
| Blade diameter | 140, 150, 165, 180 mm |
| Mounting bore | 62 mm |
| Speed preselection | |

Next generation Exact PipeCut 220 Pro Series

What happens when you add a piece of future to our old PipeCut 220E model? The machine becomes **PipeCut 220 Pro Series**.

This machine is the choice for you, when you need to cut any small to medium sized pipes of toughest and thickest pipe materials you face. The resulted combination of two: proven Pro Series™ technology and our flagship product, classic PipeCut 220 pipe saw. This new machine is equipped with all the powerful features of Pro Series machines. User friendliness, efficiency, and precision have been improved with a traffic light system enabling the user to cut pipes at the correct travel speed, as well as a laser indicator and an updated adjustment mechanism. The machine's advanced features lets you cut steel pipes with wall thicknesses up to 16mm. Easy to carry, easy to move.

PRICE INCLUDES:

PipeCut 220 Pro Series pipe saw, TCT 165 blade, shoulder bag, pipe support x4, instructions, allen keys 5mm & 2mm.



BLADES & DISCS FOR PipeCut 220 Pro Series – see more on page 26 - 29

www.exacttools.com

exact
Pipe Cutting System



PipeCut 280 Pro Series *Next generation Exact*

WEIGHT



RANGE OF USE



50 mm – 280 mm

MAX PIPE WALL



SUITABLE FOR

ALL
MATERIALS

VOLTAGE



110–120 V/50–60 Hz
220–240 V/50–60 Hz



PipeCut 280 Pro Series


| | |
|---------------------------------|------------------------------------------------|
| I Voltage/Power/Current | 230 V 2500 W |
| II Voltage/Power/Current | 110–120 V 2200 W |
| No-Load speed | 1 = 1900 r/min 2 = 2900 r/min |
| Blade diameter | 140, 150, 165, 180, 190 mm |
| Mounting bore | 62 mm |
| Speed preselection | |

Next generation Exact PipeCut 280 Pro Series

A significantly improved pipe saw with advanced features, the new Pro Series 280 is equipped with a powerful 2500W motor in the 230V version and completely renewed electronic overload protection. User friendliness, efficiency, and precision have been improved with a traffic light system enabling the user to cut pipes at the correct travel speed, as well as a laser indicator and an updated adjustment mechanism. The machine's advanced features, including significantly extended lifetimes for stainless steel and acid-proof stainless steel saw blades, let you cut steel pipes with wall thicknesses up to 20 mm. Pipe cutting is now easier than ever.

PRICE INCLUDES:

PipeCut 280 Pro Series pipe saw, TCT 165 blade, shoulder bag, pipe support x4, instructions, allen keys 5 mm & 2 mm.



BLADES & DISCS FOR PipeCut 280 Pro Series – see more on page 26 - 29

www.exacttools.com

exact
Pipe Cutting System



PipeCut 360 Pro Series *Next generation Exact*

WEIGHT



17.5
kg

RANGE OF USE



75MM – 360MM

MAX PIPE WALL



STEEL
20MM



PLASTIC
50MM

SUITABLE FOR

ALL
MATERIALS

VOLTAGE

110 – 120V/50–60 Hz
220 – 240V/50–60 Hz



PipeCut 360 Pro Series


| | |
|---------------------------------|----------------------------------|
| I Voltage/Power/Current | 230 V 2500 W |
| II Voltage/Power/Current | 110 – 120 V 2200 W |
| No-Load speed | 1 = 1900 r/min 2 = 2900 r/min |
| Blade diameter | 140, 150, 165, 180, 190 mm |
| Mounting bore | 62 mm |
| Speed preselection | |

Next generation Exact PipeCut 360 Pro Series

Extremely safe to use, this is the perfect machine for large, medium or small heavy-duty pipe materials when you need quick and effortless straight pipe cuts. The significantly improved features of the new Pro Series 360 pipe saw include a powerful 2500W motor in the 230V version and completely renewed electronic overload protection. User friendliness, efficiency, and precision have been improved with a traffic light system enabling the user to cut pipes at the correct travel speed, as well as a laser indicator and an updated adjustment mechanism. The machine's advanced features, including significantly extended life-times for stainless steel and acid-proof stainless steel saw blades, lets you cut steel pipes with wall thicknesses up to 20 mm.

PRICE INCLUDES:

PipeCut 360 Pro Series pipe saw, TCT 165 blade, shoulder bag, pipe supports 2 single 1 double, instructions, allen keys 5 mm & 2 mm.



BLADES & DISCS FOR PipeCut 360 Pro Series – see more on page 26 - 29

PipeCut+Bevel 360 Pro Series

Next generation Exact

WEIGHT



17.5
kg

RANGE OF USE



75MM – 360MM

MAX PIPE WALL



BEVEL
LENGTH
14MM

SUITABLE FOR
CUT+BEVEL: CAST IRON
AND PLASTICS
CUTTING ONLY: ALL
MATERIALS

VOLTAGE

110 – 120V/50–60 Hz
220 – 240V/50–60 Hz



PipeCut+Bevel 360 Pro Series

| | |
|--------------------------|----------------------------------|
| I Voltage/Power/Current | 230 V 2500 W |
| II Voltage/Power/Current | 110 – 120 V 2200 W |
| No-Load speed | 1 = 1900 r/min 2 = 2900 r/min |
| Blade diameter | 140, 150, 165, 180, 190 mm |
| Mounting bore | 62 mm |

Exact PipeCut+Bevel 360 Pro Series is a groundbreaking new product for cutting and beveling water & sewer pipelines in one process. With the renewed cutting depth adjustment and the best diamond disc on the market, this machine cuts and bevels pipes in one process. You can easily choose the bevel length and depth with the machine's adjustments. You can even adjust the bevel depth during the cutting process. Extremely easy and safe to use, the patented gripping unit ensures firm attachment to the pipe and makes the use of machine convenient. The machine is portable and can be used with a blade guard (separately orderable product) featured with a vacuum port to easily vacuum all the small dust/chips and take the user-friendliness to the next level.

PRICE INCLUDES:

PipeCut+Bevel 360 Pro Series pipe saw, TCT 165 blade and specific blade guard for it, Diamond Cut Bevel disc 165 mm and specific blade guard for it, shoulder bag, pipe supports 2 single 1 double, instructions, allen keys 5 mm & 2 mm.



BLADES & DISCS FOR PipeCut+Bevel 360 Pro Series – see more on page 26 - 29

www.exacttools.com

exact
Pipe Cutting System



PipeCut 460 Pro Series *Next generation Exact*

WEIGHT



17.7
kg

RANGE OF USE



100MM – 460MM

MAX PIPE WALL



STEEL
20MM



PLASTIC
50MM

SUITABLE FOR

ALL
MATERIALS

VOLTAGE

110 – 120V/50–60 Hz
220 – 240V/50–60 Hz



PipeCut 460 Pro Series


| | |
|--------------------------|----------------------------------|
| I Voltage/Power/Current | 230 V 2500 W |
| II Voltage/Power/Current | 110 – 120 V 2200 W |
| No-Load speed | 1 = 1900 r/min 2 = 2900 r/min |
| Blade diameter | 140, 150, 165, 180, 190 mm |
| Mounting bore | 62 mm |
| Speed preselection | |

Next generation Exact PipeCut 460 Pro Series

Exact PipeCut 460 Pro Series is a groundbreaking new, most advanced pipe cutting machine of the Exact's Pro Series product family. Intended for heavy-duty, large/medium pipes. You will effortlessly make straight and precise pipe cuts on all pipe materials. It is extremely safe and easy to use as a result of the well designed mechanics. The machine is portable and can be easily carried to where the cuts need to be done. You can cut steel pipes with wall thickness of (up to) 20 mm and 50 mm for plastics. All other pipe materials are suitable to be cut as well. Suitable on pipe diameters 100 - 460 mm. The strong motor along with other features and patented gripping unit makes a real timesaver on the work-site, boosting productivity and leaving more time for other work.

PRICE INCLUDES:

PipeCut 460 Pro Series pipe saw, TCT 165 blade, shoulder bag, pipe supports 2 single 1 double, instructions, allen keys 5 mm & 2 mm.



BLADES & DISCS FOR PipeCut 460 Pro Series – see more on page 26 - 29

www.exacttools.com

exact
Pipe Cutting System

Infinity Series

WEIGHT



20
kg

RANGE OF USE



360MM – Infinity

MAX PIPE WALL

STEEL
20MM

PLASTIC
43MM

SUITABLE FOR

ALL
MATERIALS

VOLTAGE

110–120V/50–60 Hz
220–240V/50–60 Hz



Infinity

| | |
|---------------------------------|------------------------------------------------|
| I Voltage/Power/Current | 230 V 2500 W |
| II Voltage/Power/Current | 110–120 V 2200 W |
| No-Load speed | 1 = 1900 r/min 2 = 2900 r/min |
| Blade diameter | 140, 150, 165, 180, 190 mm |
| Mounting bore | 62 mm |

Cutting the world's largest pipes with Infinity

As the name indicates, Infinity is pipe cutting without boundaries in terms of cutting capacity for pipe outside diameter. You can basically cut all pipe sizes (outside diameter) from 360 mm (14") upwards.

Exact Infinity is a completely new type of pipe cutting system, unlike the other exact models, it uses a chain type of gripping mechanism. Thanks to the flexibility of the chain segments, it allows you to extend the chain segment gripping unit as much as you like.

Available in (3) different models depending on your needs.

PRICE INCLUDES:

Standard equipment: Infinity motor unit with blade installed (1), bags (2), Tensioner device (1), Tensioner device with crank (1), chain segments for attaching the saw to, operating instructions, allen keys 5 & 2 mm

Infinity Plus: In addition to the standard equipment the tensioner device is modified to include gearbox for power drill connection

Infinity Cut+Bevel: In addition to the standard equipment, cutting depth adjustment, Cut+Bevel 165 disc (1) and blade guard for it (1)



BLADES & DISCS FOR Infinity – see more on page 26 - 29

www.exacttools.com



Infinity is available in (3) different models depending on your needs

Infinity


- Can cut all pipes from OD 360 mm (14") upwards ☒
- Can cut and bevel cast iron ☐
- Cutting depth adjustment ☐
- Constant feed with power drill connection ☐

Infinity Plus

- Can cut all pipes from OD 360 mm (14") upwards ☒
- Can cut and bevel cast iron ☐
- Cutting depth adjustment ☒
- Constant feed with power drill connection ☒

Infinity Cut+Bevel

- Can cut all pipes from OD 360 mm (14") upwards ☒
- Can cut and bevel cast iron ☒
- Cutting depth adjustment ☒
- Constant feed with power drill connection ☐



How the "building" of the gripping unit works?

When it comes to pipe diameters, you don't have to worry about size constraints. With the gripping unit's standard equipment - featuring chains covering pipe sizes from 360 mm (14") to 1850 mm (73"), any job is feasible.

Looking for more? No problem! Additional chain segments are sold as 2 m increments so you can build your grip up all the way beyond infinity with cost-effective ease.

To cut beyond 1850 mm OD, simply order additional chain segments

Why are the chains productized like this?

This is specified due to most of the common pipe sizes are covered within the standard equipment's coverage. This ensures supplying the correct amount to your needs and keeping your costs at minimum.

PipeCut 170 Battery

**Freedom to
cut anywhere**

WEIGHT



RANGE OF USE



15MM – 170MM

MAX PIPE WALL



SUITABLE FOR

**MOST PIPE
MATERIALS**



18 V, 5.0 Ah
Li-ion



18 V BATTERY POWERED PIPE SAW



PipeCut 170 Battery


| | |
|----------------|----------------------------------|
| Battery | 18 V 5.0 Ah Li-ion |
| Charger | 100 – 240 V AC 95 W 50-60 Hz |
| No-Load speed | 3450 r/min |
| Blade diameter | 140 mm |
| Mounting bore | 62 mm |

At EXACT we cut the pipe.. Now, we cut the cord!

Battery-powered PipeCut 170 pipe saw can cut pipes made of steel, stainless steel, copper, aluminum and plastic. Simply plunge the blade into the pipe, rotate the saw around the pipe and you have a nice clean end ready for the next step. The saw is completely mobile, completely cordless.

PRICE INCLUDES:

PipeCut 170 Battery Pipe Saw comes with (1) Cermet 140 Thin blade installed, (4) Pipe supports small, (1) Battery charger, (2) Exact 18V Lithium-Ion Batteries, (1) Shoulder bag, Instructions, 5mm & 2mm Allen Keys.



BLADES & DISCS FOR PIPECUT 170 BATTERY – see more on page 26 - 29

www.exacttools.com

exact
Pipe Cutting System

PipeCut P400 Battery

**Freedom to
cut anywhere**

WEIGHT



7
kg

RANGE OF USE



50mm – 400mm

MAX PIPE WALL

CUT
20mm

CUT+
BEVEL
18mm

SUITABLE FOR
**PLASTIC
& VENTILATION
PIPES**



18 V, 5.0 Ah
Li-ion



18 V BATTERY POWERED PIPE SAW



PipeCut P400 Battery

| | |
|----------------|----------------------------------|
| Battery | 18 V 5.0 Ah Li-ion |
| Charger | 100 – 240 V AC 95 W 50-60 Hz |
| No-Load speed | 3450 r/min |
| Blade diameter | 140-150 mm |
| Mounting bore | 62 mm |

Cut & Bevel plastics at the same time, cordlessly!

Simply make a cut around the pipe and at the same time you will have a 15° bevel. You can use the PipeCut P400 battery saw for cutting only or for beveling plastic pipes. The saw is completely mobile, completely cordless.

PRICE INCLUDES:

PipeCut P400 Battery Pipe Saw comes with (1) Cut+Bevel blade installed, (1) TCT P150 blade, Pipe supports (2) single (1) double, (1) Battery charger, (2) Exact 18V Lithium-Ion Batteries, (1) Shoulder bag, Instructions, 5mm & 2mm Allen Keys.



BLADES & DISCS FOR PIPECUT P400 BATTERY – see more on page 26 - 29

www.exacttools.com

exact
Pipe Cutting System

ALSO AVAILABLE
IN CUT+BEVEL VERSION



PipeCut AIR 360

Pneumatic PipeCut AIR 360

WEIGHT

26.7
kg

RANGE OF USE

110MM – 360MM

MAX PIPE WALL

STEEL
CAST IRON
45MM

PLASTIC
45MM

SUITABLE FOR

ALL
MATERIALS

PNEUMATIC



For greater cutting depth there is an option to purchase 180 mm blades. Available models: **Diamond X 180** – cast iron, **Cermet 180** – stainless steel, carbon steel, **ALU 180** – plastics and aluminium.

PipeCut AIR 360

| | |
|-----------------------|-----------------|
| Power | 4.6 HP 3.4 kW |
| Required air pressure | 6 bar / 90 psi |
| Blade diameter | 165 mm |
| Mounting bore | 62 mm |
| Required air pressure | 6 bar / 90 psi |

Pneumatic PipeCut AIR 360

The Exact PipeCut AIR 360 SAW has been designed to cut assembled pipes in a fixed position full of water which in many instances is under pressure. By using compressed air it guarantees safety in wet conditions and AIR 360 SAW can be used in all wet environments where electric power tools are not suitable. AIR 360 SAW is extremely powerful when it is used with the correct air flow and pressure, it cuts large dimensions of cast iron pipes easily, fast and very importantly safely. The Exact PipeCut AIR 360 SAW can also be used to cut pre-assembled pipes by using the pipe supports supplied in the same way as used with our existing pipe saws.

PRICE INCLUDES:

PipeCut AIR 360 pipe saw, oil funnel, allen key, blade wrench with oil tank piston stick, manual.

THE BLADE is separate and compulsory accessory.

BLADES & DISCS FOR PipeCut AIR 360 – see more on page 26 - 29

www.exacttools.com

exact
Pipe Cutting System



PipeCut 220 INOX

Long-awaited Inox Cutter

WEIGHT



RANGE OF USE



20MM – 220MM

MAX PIPE WALL

STAINLESS
STEEL
12.5MM

SUITABLE FOR

**STAINLESS &
ACID PROOF STEEL**

VOLTAGE



110 – 120V/50–60 Hz
220 – 240V/50–60 Hz



PipeCut 220 INOX

| | |
|--------------------------|----------------------------------|
| I Voltage/Power/Current | 230 V 1600 W |
| II Voltage/Power/Current | 110 – 120 V 1600 W |
| No-Load speed | 1 = 1900 r/min 2 = 2885 r/min |
| Blade diameter | 140 mm |
| Mounting bore | 62 mm |
| Speed preselection | |

Long-awaited Exact PipeCut 220 INOX

New Exact PipeCut INOX 220 is portable and handy tool for stainless steel and acid-resistant material cutting. It is accurate and fast like other EXACT machines and the laser pointer shows precise cutting point. It is supplied with our new INOX 140 blade which provides the best performance in blade life. The gripper is redesigned and is equipped with stainless wheels for preventing any corrosion or markings on most vulnerable pipe surfaces. INOX 220 is lightweight solution for high demanding pipe cutting and it can easily cut pipes up to 12.5 mm wall thickness. Everything is packed to one carry-on bag with rollers, blade and accessories.

PRICE INCLUDES:

PipeCut 220 INOX pipe saw, INOX blade, shoulder bag, pipe supports 4 single, instructions, allen keys 5 mm & 2 mm.



BLADES & DISCS FOR PipeCut 220 INOX – see more on page 26 - 29

www.exacttools.com

exact
Pipe Cutting System



PipeCut 360 INOX

Long-awaited Inox Cutter

WEIGHT



17.5
kg

RANGE OF USE



75MM – 360MM

MAX PIPE WALL



STAINLESS
STEEL
15MM

SUITABLE FOR

**STAINLESS &
ACID PROOF STEEL**

VOLTAGE



110 – 120V/50–60 Hz
220 – 240V/50–60 Hz



PipeCut 360 INOX

| | |
|--------------------------|----------------------------------|
| I Voltage/Power/Current | 230 V 2500 W |
| II Voltage/Power/Current | 110 – 120 V 2200 W |
| No-Load speed | 1 = 1900 r/min 2 = 2885 r/min |
| Mounting bore | 62 mm |
| Speed preselection | |

Long-awaited Exact PipeCut 360 INOX

The long-awaited INOX pipe saw, developed based on customer wishes, is specifically targeted at stainless and acid-resistant materials. To avoid contamination, all parts in contact with the pipe are also made of stainless steel, so you can work with the most challenging materials without fear of subsequent corrosion on the pipe wall. Have thick pipes been problematic in the past? Not anymore! With a powerful motor this tool can easily cut pipes up to 15 mm wall thickness. This machine combined with the new INOX blade is unbeatable combination if you are looking for an easy-to-handle cutter for a job where speed and quality of cuts are key factors.

PRICE INCLUDES:

PipeCut 360 INOX pipe saw, INOX blade, shoulder bag, pipe supports 2 single 1 double, instructions, allen keys 5 mm & 2 mm.



BLADES & DISCS FOR PipeCut 360 INOX – see more on page 26 - 29

www.exacttools.com

exact
Pipe Cutting System

PipeCut P400

Cut and bevel plastic pipes

WEIGHT



RANGE OF USE



MAX PIPE WALL



SUITABLE FOR

**PLASTIC
PIPES**

VOLTAGE

110 – 120 V / 50 – 60 Hz
220 – 240 V / 50 – 60 Hz



PipeCut P400

| | |
|---------------------------------|-------------------------------------|
| I Voltage/Power/Current | 220 – 240 V 1010 W 4.7 A |
| II Voltage/Power/Current | 110 – 120 V 950 W 8.4 A |
| No-Load speed | 4000 r/min |
| Blade diameter | 140, 148, 150 mm |
| Mounting bore | 62 mm |
| Automatic fuse | |



Cut and bevel plastic pipes in one process

All you need to do in this unique method for plastic pipe installations is cut around a pipe; you get a clean 15° bevel at the same time. You can use the PipeCut P400 saw for cutting only or for bevelling plastic pipes.

PRICE INCLUDES:

PipeCut P400 pipe saw, TCT P150 blade, Cut & Bevel blade, pipe supports 2 single 1 double, shoulder bag, instructions, allen key 5 mm.

BLADES & DISCS FOR PipeCut P400 – see more on page 26 - 29

www.exacttools.com

exact
Pipe Cutting System

PipeCut P1000 *For large diameter plastic pipes*

WEIGHT



11.5
kg

RANGE OF USE



60MM – 1000MM

MAX PIPE WALL



PLASTIC
75MM

SUITABLE FOR

**PLASTIC
PIPES**

VOLTAGE

110 – 120V/50–60 Hz
220 – 240V/50–60 Hz



PipeCut P1000

I Voltage/Power/Current 220 – 240 V | 1600 W

II Voltage/Power/Current 110 – 120 V | 1600 W

No-Load speed 1900 – 2885 r/min

Blade diameter 148, 190, 250 mm

Mounting bore 62 mm

Speed preselection

A new, unique pipe cutting solution without compare for large diameter plastic pipes with thick walls

Mainly invented and intended for large diameter plastic pipes. With separately orderable accessories you can also cut e.g. corrugated pipes. You will make seamless cuts directly on-site (or wherever the pipe is located at). The set-up is easy as is the operating of machine. The pipe cutting result is accurate and straight. Thanks to the lightweightness, the saw is convenient to move around. The content includes a strap that can be fastened around the pipe, ensuring maximum safety by stabilizing the machine in position. Additionally, we developed completely new saw blades, TCT 250 mm and Cut+Bevel 190 mm, that are separately orderable.

PRICE INCLUDES:

PipeCut P1000 pipe saw, TCT 190 blade, shoulder bag, pipe support x1 big, 2 x small, safety strap, instructions, allen keys 5 mm & 2 mm.



BLADES & DISCS FOR P1000 – see more on page 26 - 29

www.exacttools.com

exact
Pipe Cutting System

PipeCut V800

A new era for spiral duct cutting

WEIGHT



RANGE OF USE



75 mm – 800 mm

MAX PIPE WALL

SPIRAL
1.5 mm

SEAM
6 mm

SUITABLE FOR

VENTILATION
PIPES

VOLTAGE

110–120 V/50–60 Hz
220–240 V/50–60 Hz



PipeCut V800

| | |
|--------------------------|----------------------------|
| I Voltage/Power/Current | 220–240 V 1010 W 4.7 A |
| II Voltage/Power/Current | 110–120 V 950 W 8.4 A |
| No-Load speed | 4000 r/min |
| Blade diameter | 155 mm |
| Mounting bore | 65 mm |
| Automatic fuse | |


A new era for spiral duct cutting

The Exact Pipe Cut V800 offers ease of use and a huge size range for cutting spiral ducts. The cut ends are straight and ready to be connected. If needed, you can separately order special pipe supports for the V800, capable of holding spiral ducts from 75 mm–1000 mm.

PRICE INCLUDES:

PipeCut V800 pipe saw, Cermet V155 blade, shoulder bag, instructions, allen keys 5 mm & 2 mm.

OPTIONAL EXTRA: 3 pipe supports **Pipe Support V1000, set**



BLADE FOR PipeCut V800 – see more on page 26 - 29

www.exacttools.com

exact
Pipe Cutting System



PipeBevel 220E

**Excellent bevel results
for on-site applications**

WEIGHT



RANGE OF USE



25mm – 220mm

MAX PIPE WALL



SUITABLE FOR

STEEL
ALUMINIUM AND
STAINLESS STEEL

VOLTAGE



220 – 240V/50–60 Hz



PipeBevel 220E

| | |
|------------------------|------------------------------|
| Voltage/Power/Current | 220 – 240 V 1400 W 6.1 A |
| No-Load speed | 7000–10 500 r/min |
| Blade holder diameter | 48 mm |
| Different bevel angles | 30° 37.5° 45° |
| Speed preselection | |

Professional Pipe Beveller for on-site welding applications

Continuous good results for on-site pipe beveling applications with Exact's PipeBevel you can easily make fast and accurate welding bevels to pipes in a variety of materials. The user interface of the machine is similar to Exact pipe saws, which makes it easy for the operator to adapt after cutting the pipe with any Exact pipe saw. The cutting head of the beveller has 3 cutting tips, each of them having 4 cutting edges to rotate once becoming blunt, so it is economical to use. The cutting heads are available in most commonly used bevel angles (30°, 37.5° and 45°), and 'tailored' bevel angles can be made if required. A stopper feature also enables the operator to make similar additional bevels to the same pipe O/D.

PRICE INCLUDES:

PipeBevel 220E beveller, shoulder bag, pipe support x2, instructions, allen key 5 mm. *THE CUTTING HEAD and BEVEL TIPS are separate compulsory accessories.*

TIPS FOR PipeBevel 220E – see more on page 26 - 29

www.exacttools.com

exact
Pipe Cutting System



PipeBevel 360E

Excellent bevel results for on-site applications

WEIGHT

11.7
kg

RANGE OF USE

110MM – 360MM

MAX PIPE WALL

10MM

SUITABLE FOR

STEEL
ALUMINIUM AND
STAINLESS STEEL

VOLTAGE

220 – 240V/50–60 Hz



PipeBevel 360E

Voltage/Power/Current 220 – 240 V | 1400 W | 6.1 A

No-Load speed 7000–10 500 r/min

Blade holder diameter 48 mm

Different bevel angles 30° | 37.5° | 45°

Speed preselection

Professional Pipe Beveller for on-site welding applications

Continuous good results for on-site pipe beveling applications with Exact's PipeBevel you can easily make fast and accurate welding bevels to pipes in a variety of materials. The user interface of the machine is similar to Exact pipe saws, which makes it easy for the operator to adapt after cutting the pipe with any Exact pipe saw. The cutting head of the beveller has 3 cutting tips, each of them having 4 cutting edges to rotate once becoming blunt, so it is economical to use. The cutting heads are available in most commonly used bevel angles (30°, 37.5° and 45°), and 'tailored' bevel angles can be made if required. A stopper feature also enables the operator to make similar additional bevels to the same pipe O/D.

PRICE INCLUDES:

PipeBevel 360E beveller, shoulder bag, pipe support x2, instructions, allen key 5 mm. *THE CUTTING HEAD and BEVEL TIPS are separate compulsory accessories.*

TIPS FOR PipeBevel 360E – see more on page 26 - 29

www.exacttools.com

exact
Pipe Cutting System

Blades & Discs

Exact has a wide range of specially designed saw blades and diamond discs for Exact PipeCut saws. High quality cutting blades/discs are designed for different purposes and for different PipeCut machines.

INOX BLADES

The premium blade for the hardest stainless steels. Intended for cutting stainless steel and acid proof steel.

CERMET BLADES

Blades with ceramic tips for heavy duty applications, especially for cutting stainless steel, acid proof steel and mild steel.

TCT BLADES

Blades with tungsten carbide tips for general use. Suitable for cutting steel, copper, aluminium and plastic.

TCT P BLADES

The recommended blade for cutting plastics such as PP, PE, PVC etc. Large tungsten carbide tips allow more room for plastic chips to flow seamlessly.



ALU BLADES

Intended for aluminum pipes. However, also suits well for plastics such as HDPE.

CUT+BEVEL BLADE

Special blades designed to make a cut and bevel at the same time. Only suitable for Cut+Bevel machine models.

DIAMOND DISCS

Heavy duty special diamond discs only to be used for cutting cast iron pipes.

DIAMOND CUT+BEVEL DISC

Special blades designed to make a cut and bevel at the same time. Only suitable for Cut+Bevel machine models.



BLADES & DISCS 140

| | BLADE/DISCS DIMENSIONS (MM) | | | | |
|-----------------|-----------------------------|------|------|------|-------|
| | Ø | BORE | KERF | BODY | TEETH |
| TCT 140 | 140 | 62 | 1.8 | 1.4 | 46 |
| TCT Z140 | 140 | 62 | 1.8 | 1.4 | 38 |
| CERMET 140 | 140 | 62 | 1.8 | 1.4 | 46 |
| CERMET 140 THIN | 140 | 62 | 1.4 | 1.2 | 46 |
| DIAMOND X140 | 140 | 62 | 2.7 | 1.5 | - |
| ALU 140 | 140 | 62 | 2.5 | 1.8 | 36 |
| INOX 140 | 140 | 62 | 1.65 | 1.3 | 46 |
| INOX 140 THIN | 140 | 62 | 1.4 | 1.2 | 56 |

PLEASE NOTE: PS (Pro Series) models can be mounted with a 140 mm saw blade, but will have limited maximum cutting depth.

BLADES & DISCS 165

| | BLADE/DISCS DIMENSIONS (MM) | | | | | |
|-----------------------|-----------------------------|------|------|------|-------|---------------|
| | Ø | BORE | KERF | BODY | TEETH | PIPE MATERIAL |
| TCT 165 | 165 | 62 | 1.8 | 1.4 | 52 | |
| CERMET 165 | 165 | 62 | 1.8 | 1.4 | 52 | |
| DIAMOND X165 | 165 | 62 | 2.7 | 1.5 | - | |
| ALU 165 | 165 | 62 | 2.5 | 1.8 | 42 | |
| DIAMOND Cut+Bevel 165 | 165 | 62 | 3.1 | 2 | 0 | |

BLADES 180

| | BLADE/DISCS DIMENSIONS (MM) | | | | | |
|--------------|-----------------------------|------|------|------|-------|---------------|
| | Ø | BORE | KERF | BODY | TEETH | PIPE MATERIAL |
| ALU 180 | 180 | 62 | 2.7 | 1.8 | 46 | |
| CERMET 180 | 180 | 62 | 2.7 | 1.8 | 46 | |
| DIAMOND X180 | 180 | 62 | 2.7 | 1.5 | - | |

SPECIAL BLADES & TIPS

| | BLADE/DISCS DIMENSIONS (MM) | | | | | |
|--------------------------|-----------------------------|------|------|------|-------|---------------|
| | Ø | BORE | KERF | BODY | TEETH | PIPE MATERIAL |
| CERMET V155 | 155 | 65 | 1.6 | 1.4 | 58 | |
| TCT P150 | 150 | 62 | 1.8 | 1.4 | 40 | |
| CUT+BEVEL 148 | 148 | 62 | 2/30 | | 40/8 | |
| CUT+BEVEL 190 | 190 | 62 | 2/30 | | 45/12 | |
| CUT+BEVEL DIAM. 140 | 140 | 62 | | | - | |
| CUT+BEVEL DIAM. 165 | 165 | 62 | | | - | |
| PIPEBEVEL TIPS STAINLESS | | | | | | |
| TCT P190 | 190 | | | | | |
| TCT P250 | 250 | | | | | |

For more information about the recommended blades → Swap the page!

PC = PipeCut

C+B = Cut+Bevel

PS = Pro Series

BLADES & DISCS 165 are suitable for our former models: Exact PipeCut 280E, 360E, 410E

TECHNICAL COMPATIBILITY FOR BLADES & DISCS

When it comes to technical compatibility for blades and discs, you might be tempted to use any blade out there - but that isn't necessarily the best course of action. Different blades yield different results when used with specific machines. To guarantee maximum performance from your Exact machine, we recommend to use the blades as per our official guidelines. See more from the chart on the next page ->

| Product code | Blade name | 170/170E/220E | 220 INOX | 220 Pro | 280 Pro | 360 Pro | 460 Pro | 360 AIR | P400 | P1000 | V800 | Infinity |
|--------------|-------------------------------|---------------|----------|---------|---------|---------|---------|---------|------|-------|------|----------|
| 7010486 | TCT 140 | x | x | x | x | x | x | x | | | | x |
| 70104860 | TCT Z140 | x | x | x | x | x | x | x | | | | x |
| 7010487 | TCT 165 | | | x | x | x | x | x | | | | x |
| 7010489 | TCT P150 | | | x | x | x | x | x | x | x | | x |
| 7011103 | TCT P190 | | | | x | x | x | | | x | | x |
| 7010460 | TCT P250 | | | | | | | | | x | | |
| 7010509 | INOX 140 | x | x | x | x | x | x | x | | | | x |
| 7010512 | INOX 140 THIN | x | x | x | x | x | x | x | | | | x |
| | CERMET 130 | | | | | x | | x | | | | x |
| 7010496 | CERMET 140 | x | x | x | x | x | x | x | | | | x |
| 7011102 | CERMET 140 THIN | x | x | x | x | x | x | x | | | | x |
| 7010497 | CERMET 165 | | | x | x | x | x | x | | | | x |
| 70104506 | CERMET 180 | | | x | x | x | x | x | | | | x |
| 7010498 | CERMET V155 | | | | | | | | | | x | |
| 7010492 | DIAMOND X140 | x | x | x | x | x | x | x | x | x | | x |
| 7010493 | DIAMOND X165 | | | x | x | x | x | x | | x | | x |
| 70104507 | DIAMOND X180 | | | x | x | x | x | x | | x | | x |
| 7011101 | ALU 140 | x | x | x | x | x | x | x | x | x | | x |
| 7011100 | ALU 165 | | | x | x | x | x | x | | x | | x |
| 70104505 | ALU 180 | | | x | x | x | x | x | | x | | x |
| 7010499 | CUT BEVEL BLADE 148 (PLASTIC) | | | | | | | | x | x | | |
| 7018133 | CUT BEVEL BLADE 190 (PLASTIC) | | | | | | | | | x | | |
| 7048118 | DIAMOND CUT BEVEL DISC 140 | | | | | | | | | x | | |
| 7048129 | DIAMOND CUT BEVEL DISC 165 | | | CB ver. | | CB ver. | | CB ver. | x | x | | CB ver. |

What blade size should be selected, if several can be chosen?

General rule of thumb is that when the goal is the most optimal pipe cutting results with as long blade life as possible, you should choose the smallest possible blade size suitable to your needs. Although being a good idea to pick a larger diameter blade size (than what you really need) to cover possible future needs, this might hinder the said two other things. Ultimately this is a decision to be made between optimization: pipe cuttings results and short-term costs. In the long-term operation it's more cost-efficient to have several blade sizes and use the smallest diameter needed by the ongoing pipe cutting project.

Although blades are designed to be as long lasting as possible, eventually the blades will wear out in use. For this reason the most optimal is to have several blade sizes, and it will be long-term cost-efficient in addition to providing better pipe cutting results.

ACTUAL RECOMMENDATION CHART FOR BLADES & DISCS

1 = Most suitable (recommended)

2 = Suitable

3 = Suitable, but not recommended

Empty space = Not suitable OR only for special application(s)

| Blade type | Steel | Stainless | Cast Iron | Glass fiber | Aluminum | Copper | Multi-layer plastics | Plastics PP | PE | PVC | HDPE |
|-------------------------------------------|-------|-----------|-----------|-------------|----------|--------|----------------------|-------------|----|-----|------|
| TCT | 2 | 3 | | | 2 | 2 | 3 | 3 | 3 | 3 | 3 |
| TCT Z | 2 | 3 | | | 2 | 2 | 3 | 3 | 3 | 3 | 3 |
| TCT P | | | | | | | 1 | 1 | 1 | 1 | 1 |
| INOX | 1 | 1 | | | | 2 | 3 | 3 | 3 | 3 | 3 |
| CERMET | 1 | 2 | | | | 1 | 3 | 3 | 3 | 3 | 3 |
| CERMET V | 1 | 2 | | | 2 | | | | | | |
| DIAMOND X | | | 1 | 1 | | | 3 | 3 | 3 | 3 | 3 |
| ALU | | | | | 1 | | 1 | 1 | 1 | 1 | 1 |
| CUT BEVEL BLADE (PLASTICS) | | | | | | | 1 | 1 | 1 | 1 | 1 |
| DIAMOND CUT BEVEL DISC | | | 1 | 1 | | | 3 | 3 | 3 | 3 | 3 |

Why are some of the fields empty?

This is due to some combinations for blades and intended pipe materials are not straightforward. Some of the reasons are:

- Simply not being suitable for the pipe material
- Not having enough cutting test data
- Conflicting cutting results
- Pipe wall thickness

Testimonials

”A real timesaver.”

We use the Exact 280 pipe cutting saw daily. We cut sleeves anywhere from 3” schedule 40 to 10” schedule 40 steel pipe. Cutting pipe to be grooved later is fast and the new saw always cuts square. There is no grinding and it's always a nice clean cut. A job foreman will call the prefab shop and ask for pieces to be cut, no time wasted setting up a hydronic cutter for 2 cuts. We just grab the Exact from the gang box and cut what we need. Whether it is 2 pieces or 25 pieces, it's a lot quicker with the Exact. This tool is a real time saver.

Dave Brown, Foreman, Granite State Prefabrication Shop
Weare, NH

”Any other method feels barbaric.”

The Exact saw is the most efficient way to cut pipe, either in the bench or cutting in the field the speed and quality are unmatched. We own several Exact saws and cutting by any other method feels barbaric.

Ross Taylor, R H Taylor Mechanical
Ohio

”Extremely easy to use.”

The Exact Pipe Saw is an extremely easy tool to use and requires minimal layout and set up. It is also convenient that the saw is adjustable and able to cut through various sizes of pipe. Another plus is that this saw cuts at a nearly perfect straight cut each time, making it more dependable than even some of our table saws. It is fairly lightweight and easy to use, which comes in handy on the road as well as in house. The roller stands for the pipe are also incredibly convenient and lessend the chance of injury since the pipe to be cut does not have to be lifted very far off the ground to be placed on the stands. Overall, we are very satisfied with our purchase of the Exact Pipe Saw and would recommend this tool based on its performance and ease of use.

Bridget McCartney, Bay State Industrial Welding & Fabrication, Inc.
Hudson, NH

”Extremely fast and easy to use.”

Exact is extremely fast and easy method to cut acid-proof stainless steel pipes. The cutting method guarantees an accurate, straight pipe cut surface, which is important for us as we weld flanges to the pipe ends. We produce cryostats - devices used to maintain low cryogenic temperatures of samples or devices mounted within the cryostat. Our devices are used in the development of quantum computers, but also for basic research of physics at universities, research centers and companies. Compared to traditional “permanently fixed” circular saws, Exact pipe saw is tremendously faster and thus suits a lot better in single unit or small series production. We can recommend using Exact pipe cutting method for small series production in both industrial production environment and jobsite circumstances.

Bluefors Oy
Helsinki, Finland

Prizes & Awards

Good Design Award winner 2014

The Chicago Athenaeum Museum of Architecture and Design and Metropolitan Arts Press Ltd. present the Museum's annual GOOD DESIGN Awards Program for the most innovative and cutting-edge industrial, product, and graphic designs produced around the world. Exact PipeCut 220E was awarded with this prestigious award 2014.

Red Dot Design Award winner 2013

Exact tools PipeCut 220E, 280E and 360E machines were granted the red dot design award 2013. The red dot is a renowned distinction for high design quality. A jury of international experts consisting 37 members evaluated 4662 submissions from 54 countries. The jury awarded the coveted quality seal only to products which significantly set themselves apart from other products due to their excellent design.

German Design Award nominee 2015

Excellent Product Design Prizes are awarded to high-quality products, their manufacturers and designers for pioneering contributions to the German and international design landscape. Exact PipeCut 220E, 280E and 360E pipe cutting systems were nominated to get this remarkable accolade.

Fennia Prize honorary mention 2003

Exact pipe cutting machine was granted the honorary mention in The Fennia Prize competition which is an international competition in industrial design. The purpose of the competition is to support manufacturers of high-standard products and to promote the competitiveness and internationalization of the industry.

Innosuomi Prize winner 2001

Exact Tools Oy was granted the Innosuomi (Innovative Finland) Prize handed by the President of Finland. According to the jury, the Exact pipe cutting machines present a unique way to cut pipes in a huge traditional area of work. It is also creating a new industry.



The Original
Pipe Cutting System
made by Exact Tools

Designed in Finland



SEE VIDEOS
AND MORE

exact
Pipe Cutting System

IMPORTER

DISTRIBUTOR