


ANRIN

LEADING WATER



Technical data sheet

Drainage System
SOLID BLOCK 200

Technical data sheet

ANRIN drainage system SOLID BLOCK 200

Channel drainage for the load classes D 400 to F 900

This monolithic SOLID-BLOCK channel system was developed for the special requirements of longitudinal and lateral drainage on motorways and federal highways. These channels are approved by the German Institute for Construction Technology (DIBt) for installation in facilities that store, fill or handle water-polluting substances.

Product specifications

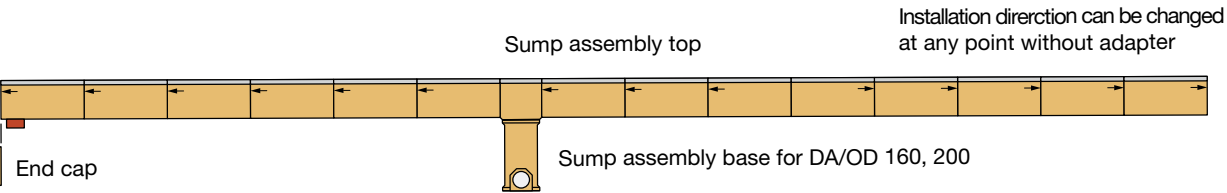
Product specifications	Channel element	Access element	2-piece sump unit
Material	Resin concrete	Resin concrete	Resin concrete
Length	100 cm	65 cm	65 cm
Width	26.4 cm	26.4 cm	26.4 cm
Height	32 cm	33.5 cm	69.5 cm
Weight	71.5 kg	38 kg	58.8 kg
Nominal width	200 mm	200 mm	200 mm
Slope type	Constant invert	Constant invert	Constant invert
Fastening		RapidLock	RapidLock
Load capacity	cl. F900	cl. F900	cl. F900
Abdeckrost		Slotted cast iron grating, OvalGrip	Slotted cast iron grating, OvalGrip

Material properties

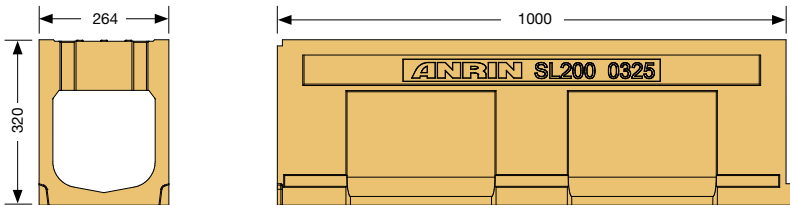
Channel / component body	
Polymer concrete	polyester resin-based with mineral aggregates, additives
Compressive strength	$\geq 90 \text{ N/mm}^2$
Bending tensile strength	$\geq 22 \text{ N/mm}^2$
Modulus of elasticity	ca. 25 kN/mm^2
Density	$2.1 - 2.3 \text{ g/dm}^3$
Heat resistance	100° C (permanent loading)
Frost resistance	-50° C
Water penetration depth	0 mm
Water absorption	0,05 %
Channel cover	
Channel cover	Slotted cast iron grating, OvalGrip, GJS

Technical data sheet
ANRIN drainage system SOLID BLOCK 200

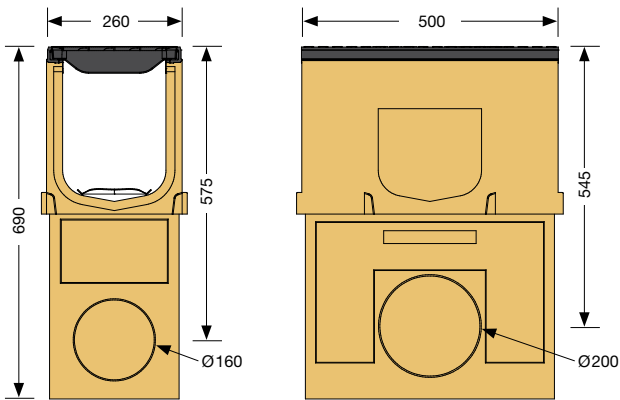
Constant invert



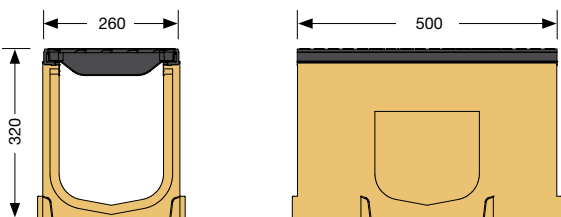
Channel element



2-piece sump unit



Access element



Technical data sheet

ANRIN drainage system SOLID BLOCK 200

Channel types

Article no.	EAN	Designation	Length cm	Width cm	Height cm	Weight kg
05100000	4026857029151	SOLID BLOCK 200 Channel element	100	26.4	32	71.5
05120000	4026857032328	SOLID BLOCK 200 Channel element	200	26.4	32	143
05100450	4026857029168	SOLID BLOCK 200 Access element with OvalGrip slotted cast iron grating, cl. F900	65	26.4	33.5	38
05106000	4026857029175	2-piece sump unit with OvalGrip slotted cast iron grating, cl. F900	65	26.4	69.5	58.8

Accessories

Article no.	EAN	Designation	Length cm	Width cm	Height cm	Weight kg
05107000	4026857029182	Closed end cap	-	26.4	32	4.5
05108000	4026857029557	End cap with pipe socket	-	26.4	32	3.2

Cover grating



Cover grating Oval Grip

slotted cast iron grating

Cover gratings cl. F900 with RapidLock fastening

Artikel Nr.	EAN	Designation	Length cm	Width cm	Inlet Ø cm²/m	Weight kg
03224520	4026857022367	Slotted cast iron with OvalGrip Design, Cast iron GJS	50	24.3	830	13.9

Technical data sheet

ANRIN drainage system SOLID BLOCK 200

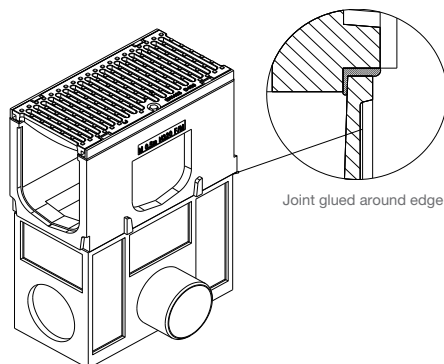
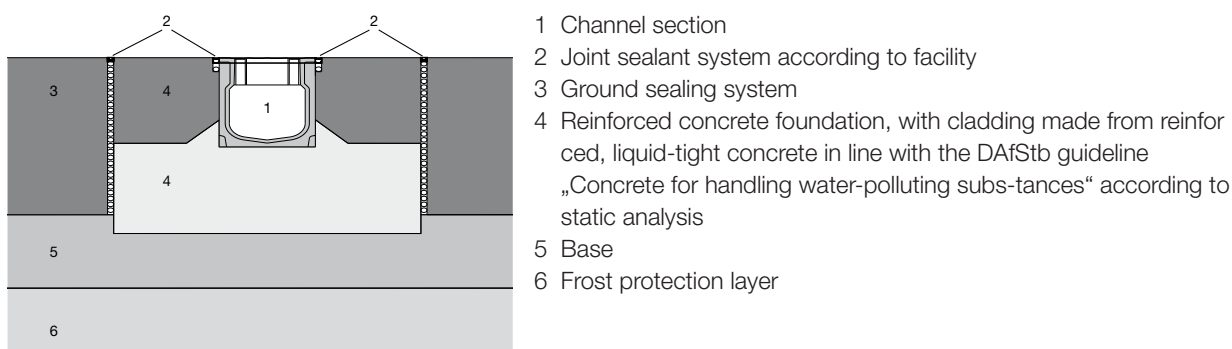
Example installations

With ANRIN drainage systems, accumulating rainwater should be drained safely and quickly. Moreover, the structural elements have the task of accommodating dynamic loads arising from traffic-related demands and dispersing them to the area of the foundation.

The following installation guidelines are schematic representations. These are provided as examples and are non-binding. The information provided here is based on our long-term experience in excavation and road construction as well as the state-of-the-art technology.

Despite this, designers and planners are always obligated to check the products and the installation instructions for their appropriateness. The example details are simplified recommendations for execution. Constructions are to be re-created on a project-specific basis. Special local conditions must be reviewed by the planner and the appropriate installation types must be taken into account. The example details are simplified recommendations for execution. Constructions are to be re-created on a project-specific basis.

Important: Insert gratings for the installation.



Joint sealed around edge with a joint sealant that is suitable for both the contact material and purpose, along with general construction approval and/or European technical approval.

The current guidelines and regulations of the state-of-the-art technology must be observed for the installation. For example, these are:

DIN EN 1433	“Drainage channels for vehicular and pedestrian areas”
DIN 19580	“Drainage channels for vehicular and pedestrian areas”
RStO	“Guidelines for the standardisation of the superstructure of vehicular areas”
DIN EN 206-1	“Concrete. Specification, performance, production and conformity”, to be observed, in particular: ZTV concrete StB 07 for the construction of base courses with hydraulic binders and concrete road wearing courses.
(VOB) Teil C	DIN 18318 “Construction work on roadways”
DIN EN 1045-2	“Concrete, reinforced and prestressed concrete structures. Part 2: Concrete – Specification, properties, production and conformity; application rules for DIN EN 206-1”



ANRIN GmbH
Siemensstr. 1
59609 Anröchte
Germany

+49 (0) 29 47.97 81-0
www.anrin.com
info@anrin.com