


RENAISSANCE



Freckle

Parent Guide



What is Freckle?

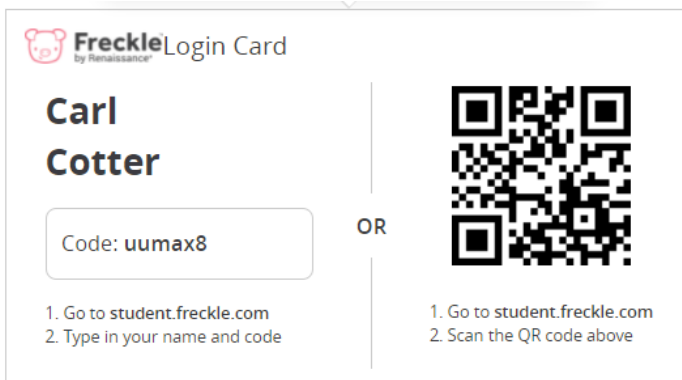
Freckle is an online learning platform that allows children to practice Maths at their own just right step. Freckle continuously adapts to each child's individual skills, so each child is getting the appropriate challenge, whether they're working at, above, or below their year level.

How does Freckle know what step your child should start at?

Before logging on to Freckle, your child will take a Star Maths assessment. Star Maths is a computer-based assessment program that uses computer-adaptive technology. Questions continually adjust to your child's responses. If the child's response is correct, the difficulty level is increased. If the child cannot answer a question or answers incorrectly, the difficulty level is reduced. The test uses multiple-choice questions and takes approximately 30 minutes. The Star Maths result will then be connected to your child's Freckle account and this result will determine your child's placement for the different domains of the curriculum.

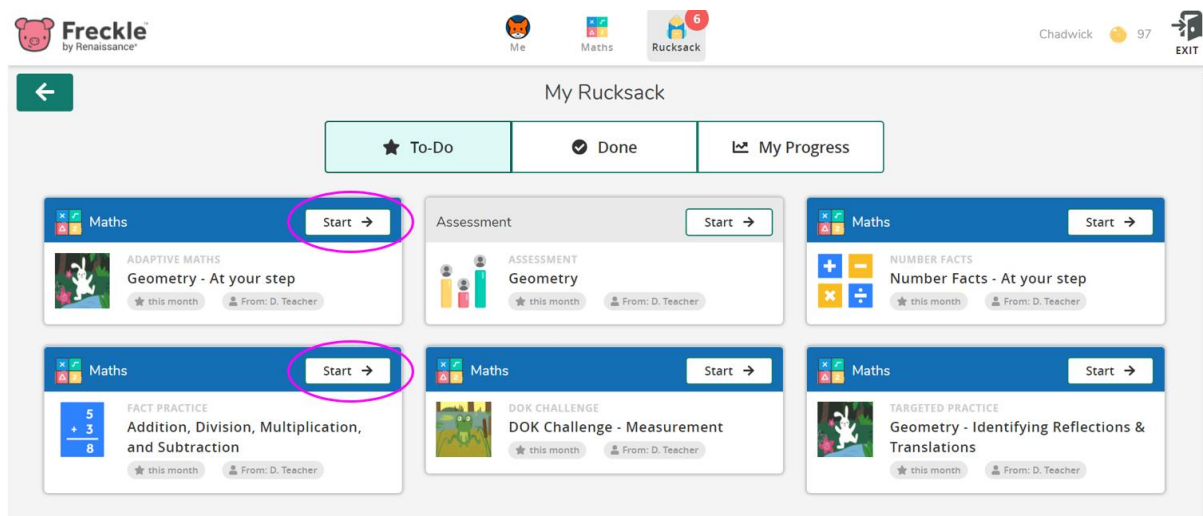
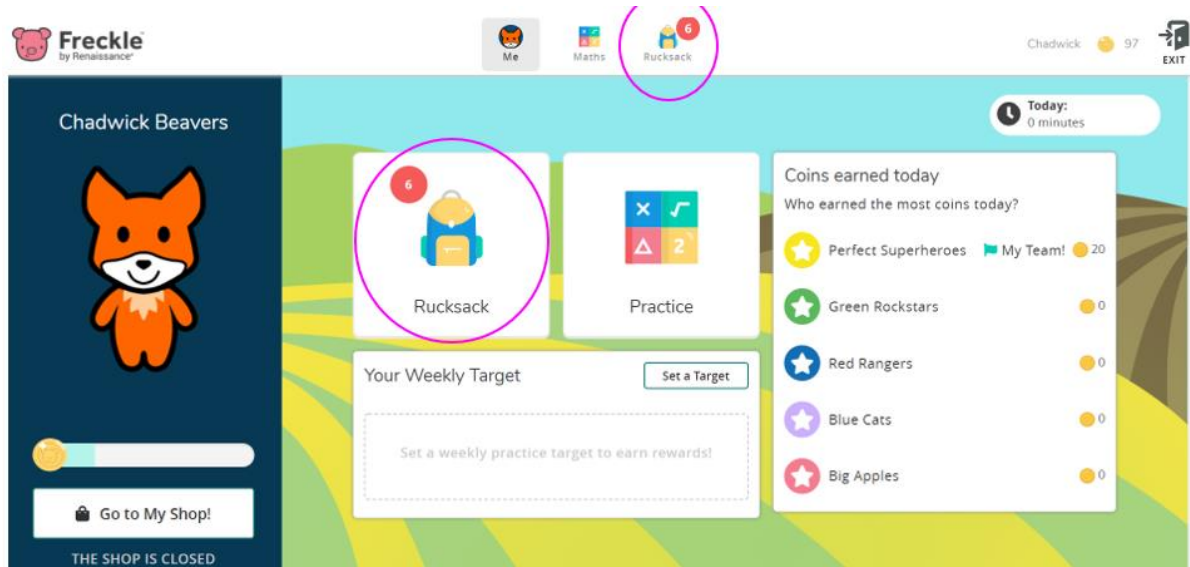
How does your child access Freckle?

Children can use a computer, mobile device, or tablet and visit student.freckle.com. Once there, your child will enter their class code, and either click on their name or type in their name. They can find instructions on their login cards which should be provided by teachers.

A login card for a student named Carl Cotter. The card is divided into two sections by a vertical line. The left section contains the student's name 'Carl Cotter' and a code 'uumax8' inside a rounded rectangle. Below this, there are two numbered instructions: '1. Go to student.freckle.com' and '2. Type in your name and code'. The right section contains a QR code. Below the QR code, there are two numbered instructions: '1. Go to student.freckle.com' and '2. Scan the QR code above'. The word 'OR' is centered between the two sections. The top left of the card features the Freckle logo and the text 'Freckle Login Card by Renaissance'.

How to access an assignment?

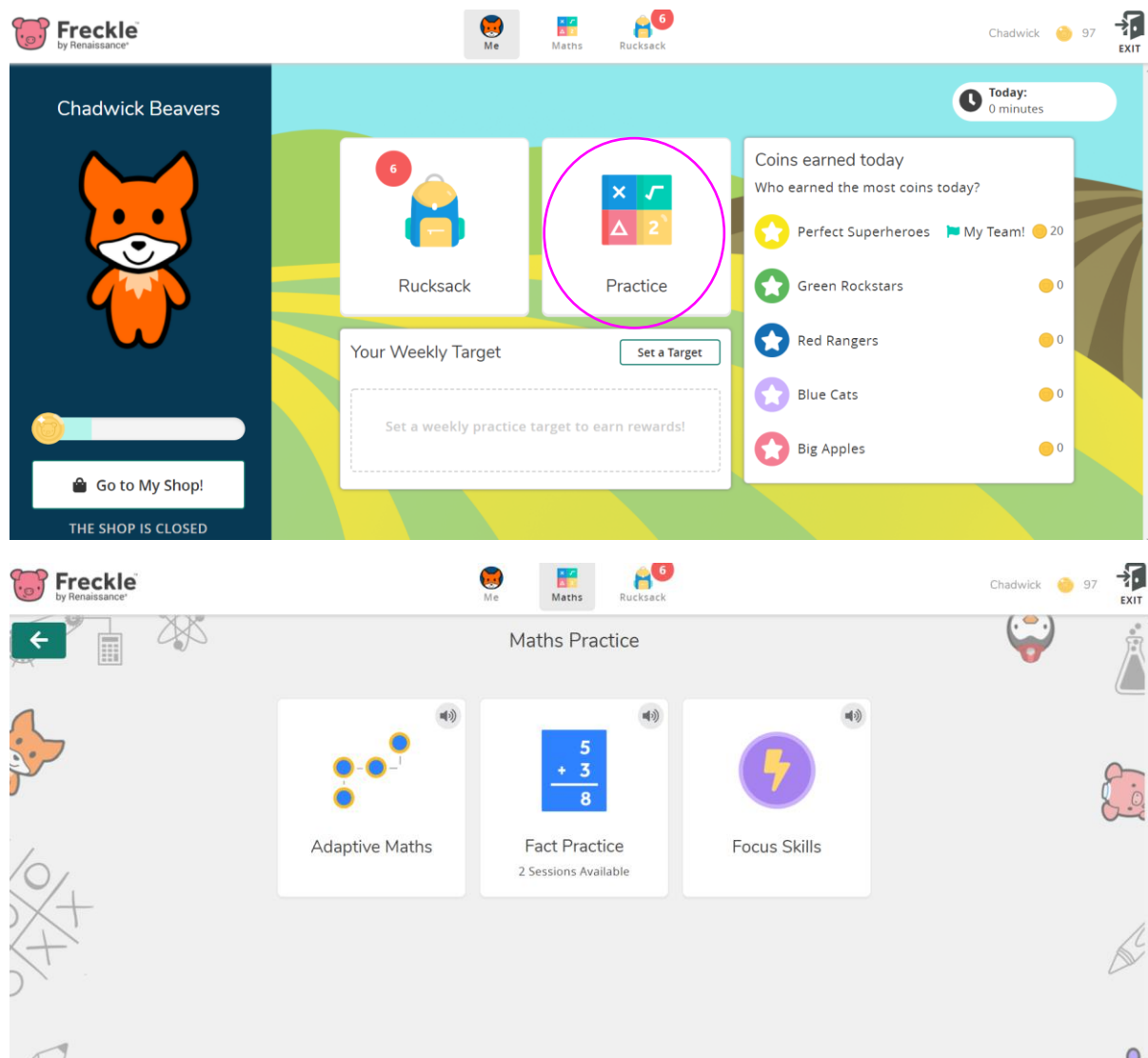
Teachers may choose to assign work to your child. Any assignments will appear in your child's Rucksack. Once inside the Rucksack, your child can click "Start" to work on that assignment.



Independent Practice

Instead of assigning practice, your child's teacher may simply ask them to practice in Freckle on their own for a certain amount of time every day or week. Even if the teacher doesn't give you specific instructions, your child can access Freckle and practice on their own at any time. All they need to do is click on "Maths" or "Practice"

There are several different, age-appropriate and skill level-appropriate maths activities that your child can practice independently. Your child's teacher may tell you which activities they would like them to complete.



Pupil Activities in Freckle

Adaptive Practice: Pupils practise at their individual level in each domain. They have their own starting step.

Measurement - 1/10

By first working out the missing dimensions on this shape, calculate its perimeter.

170 cm 180 cm 230 cm 240 cm Submit

Hint Pen Tools

Fact Practice: Pupils build maths fact fluency by testing their ability to recall the basic facts in all four operations, accurately and quickly. Think of Freckle Fact Practice as computerised, adaptive flash cards.

FACT PRACTICE

$1 \times 6 =$	$7 + 9$	2×0	$14 - 9$
$2 \div 1$	$16 - 9$	5×0	$9 - 8$
$12 - 9$	$6 + 8$	12×0	$3 + 1$
$7 + 5$	6×0	$5 \div 1$	$15 - 9$
$1 \div 1$	10×0	$9 - 7$	$6 + 4$

Rewards

Your child will earn digital “coins” for their correct answers in Freckle. Once they have completed a step or earned a certain number of coins, they can visit the “Piggy Store” to purchase decorations for their avatar, such as t-shirts, wigs, and accessories.

There is nothing in Freckle that you will need to purchase with real money, and we will never ask for your credit card number.

