



**ALPHA**

**ENGINE**

Make	: PERKINS
Type	: 1204F-E44TAN Diesel Engine
Number of Cylinders	: 4 in line
Bore & Stroke	: ø 105 x 127 mm
Displacement	: 4400 cc
Maximum Power	: 99,8 HP (74,4 kW) @2200 rpm
Maximum Torque	: 450 Nm @1400 rpm
High power and torque output, water cooled turbocharged diesel engine.	
Compatible with U.S EPA Tier 4 Final and EU Stage IV exhaust gas emission regulations	

**TRANSMISSION**

- Autoshift transmission for heavy duty service
- Torque converter with 2,38:1 stall ratio
- Torque converter lock (optional)
- Electrically controlled 2 Wheel drive or 4 Wheel Drive selection
- 6 forward, 3 reverse gears
- Transmission oil cooler
- A neutral circuit allows starting only when the control lever is in neutral position for safety

**AXLES**

- Heavy duty service type CARRARO axles
- Planetary outboard type reduction gears
- Total 16 degrees oscillation on the front axle
- Equipped with differential lock.

**TIRES**

Front / Rear	: 16,9 - 28 (14 ply rating)
--------------	-----------------------------

**CAB & HOOD**

- Widened visual angle
- Ergonomic & Aesthetic Interior Design
- 3" LCD displays on both front and side panels
- High capacity A/C system (optional)
- Improved ventilating with 15 air nozzles
- ROPS and FOPS certificated cab
- Multi-functional seat
- TIPSHIFT front loader joystick
- Pool type floor mats
- Removable lids
- Cooling-box (optional)
- Storage boxes for operator
- Foldable side steps
- Backhoe joysticks (Optional)
- SmartLink (Optional)

**HYDRAULIC SYSTEM**

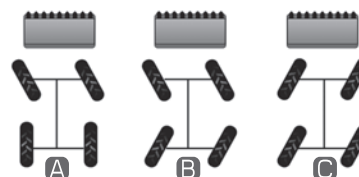
Simple, reliable and high-efficient tandem gear pump	
Main Pump Flow	: 90 L/min @2200 rpm
Pressure	: 250 bar
Auxiliary Pump Flow	: 57 L/min @2200 rpm
Pressure	: 170 bar
* Closed type hydraulic system with variable displacement piston type pump, renewable flowsharing and valves with regeneration (Optional)	

**DRIVING SPEED**

@ 2200 rpm engine speed	
1 <sup>st</sup> gear	: 6 km/h
2 <sup>nd</sup> gear	: 9 km/h
3 <sup>rd</sup> gear	: 12 km/h
4 <sup>th</sup> gear	: 20 km/h
5 <sup>th</sup> gear	: 28 km/h
6 <sup>th</sup> gear	: 40 km/h

**STEERING**

- Electrical controlled 3 different steering modes
- |   |   |
|---|---|
| A | 2 - wheel front steering for road drive                                 |
| B | 4 - wheel steering for tight turns                                      |
| C | 4 - wheel "crab" steering for close - to wall digging and ditch closing |



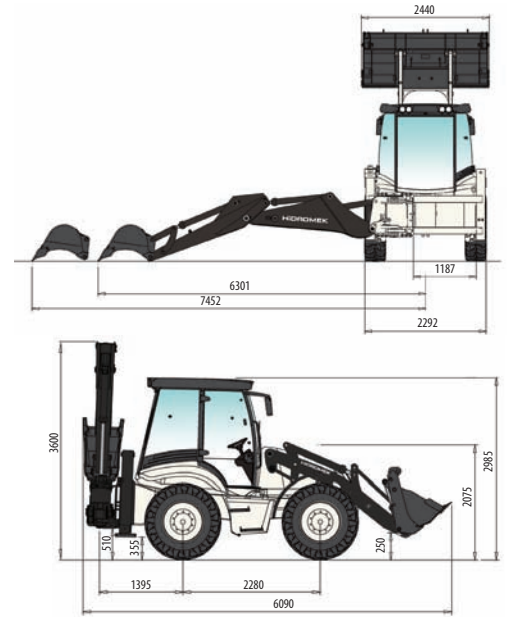
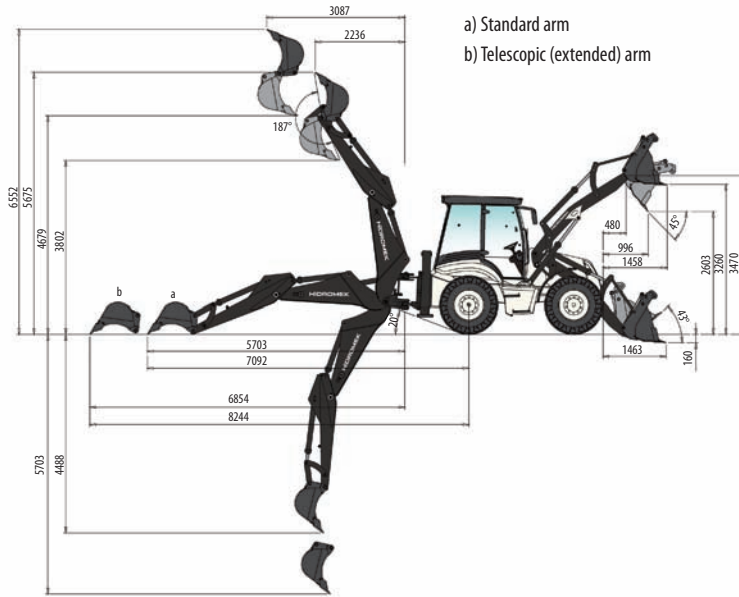
**FILLING CAPACITIES**

Engine Oil Pump	: 8,8 L
Engine Cooling System	: 22 L
Fuel Tank	: 150 L
Hydraulic Oil Tank	: 70 L
Transmission Oil	: 16 L
Front Axle Differential	: 14 L
Front Axle Hub Reducers	: 1,7 x 2 L
Rear Axle Differential	: 16 L
Ad Blue	: 19 L

**OPERATING WEIGHT**

Operating weight (with standard equipment) : 9.700 kg  
 Operational weight, complying with the ISO 6016 standards, includes full fuel tank, hydraulic system and other liquids, 75 kg operator weight and standard equipped machine weight. Optional equipments are not included.


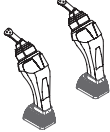

# HMK102s ALPHA



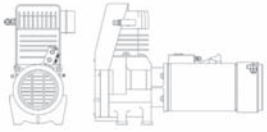
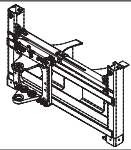

LOADER PERFORMANCE	
6 in 1 bucket capacity	1,1 m <sup>3</sup>
Max. bucket breakout force	7930 kgf
Max. loading arm breakout force	7166 kgf
Lifting capacity to maximum height	3561 kg

BACKHOE PERFORMANCE		
	Telescopic Arm (extended)	Telescopic Arm (retracted)
Bucket capacity	0,17 m <sup>3</sup>	0,17 m <sup>3</sup>
Max. bucket breakout force	7240 kgf	7240 kgf
Max. dipper breakout force	2536 kgf	3300 kgf


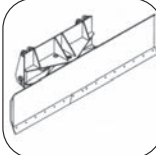

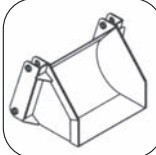
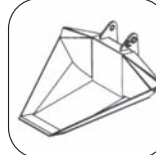



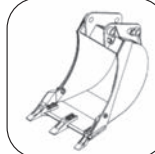
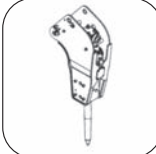

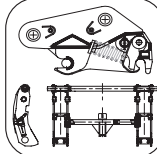
## Standart Accessories

		
MSS (Motion Stabilizer System)	Joystick	Hydraulic breaker inst. + Telescopic arm

## Optional Accessories

		
Air Compressor	Powerslide	Air conditioner

## Optional Attachments

					
6-in-1 Bucket with forks	Grading blade	Timber grab	Special buckets	Trapezoidal ditch bucket	Ripper
					
Offset bucket	Clamshell grab	Backhoe bucket of different sizes	Hydraulic breaker	Auger	Quick coupler

## HIDROMEK®

FACTORY - HEAD OFFICE  
Ahi Evran OSB Mahallesi Osmanlı Caddesi No:1 06935 Sincan / ANKARA / TURKEY  
Tel: (+90) 312 267 12 60 Fax: (+90) 312 267 12 39  
www.hidromek.com

Notice:  
Hidromek has the right to modify the specifications and design of the model indicated on this brochure without prior notice.