

H4 SERIES

HMK230 LC



HIDROMEK






New H4 Series

Innovation coming from experience

Being produced with developed hydraulic system design, HIDROMEK's new H4 Series excavators offer an outstanding performance by working faster, more productively and more efficiently. H4 Series excavators produce more work with less fuel; hence, they are more profitable for their users than ever.

H4
SERIES



Performance.....	6-7
Durability.....	8-11
Safety.....	12-13
Technology.....	14-15
Comfort.....	16-17
HIDROMEK Smartlink - Ease of Service.....	18-19
Technical Features	20-25

The information and images, and equipment presented in this brochure are either standard or optional depending on the configuration. HIDROMEK has the right to modify the specifications and the designs of the model indicated in this brochure without prior notice.



More work within less time

17% More productive*

Shortening the work cycle time with bigger bucket capacity and speed, H4 Series carry the productivity to the top level with their new technology.

21% More efficient*

With improvements to the attachment and hydraulic group, H4 Series excavators ensure more work within less time.

7% Faster*

With faster hydraulic movements due to developed hydraulic system design, H4 Series excavators ensure more work within less time.

* The data are prepared in comparison with the previous series.





HIDROMEK

230

HMK230LC



More durable

Produced to have reinforced heavy duty construction considering maximum performance, long life and smooth operation in severe field conditions, HÍDROMEK excavators ensure more durability with the improvements made in the new H4 Series.





①

More durable anti-wearing plates (Hardox 450 HB)



⑤

Heavy duty arm



②

Optimized bucket form




⑥

Reinforced boom structure



③

Reinforced arm supporting parts



⑦

Reinforced boom cylinder cast bearing



④

Reinforced casting tip



⑧

Reinforced lowerframe and undercarriage components

Reinforced heavy duty construction

With their reinforced heavy duty construction produced at HIDROMEK's modern production facilities and going through sensitive quality-control processes, H4 Series excavators have excellent durability.

Bronze-Graphite Bushings



Bronze-graphite bushings used in boom-arm and boom-frame connection points increase the lubrication period, and greatly prevent the wear of the pins because of graphite, having a very high grease absorption and retention capability, embedded in the inner structure of the bushings.

⑤

④

①



Safeworkingenvironment

ROPS&FOPS cabin

Having the standards of ROPS (Roll Over Protective Structure) & FOPS (Falling Object Protective Structure), H4 Series excavators provide maximum safety and durability.

Wide vision capacity

Designed with giving special importance to occupational safety, H4 Series ensure excellent vision by minimizing the blind spot on the side and rear cameras. Along with the increase in the number of led headlights, the night vision is significantly improved on H4 Series excavators; in addition, there are also red handles and warning labels providing maximum safety for the operator.

Audio warning systems

H4 Series excavators enable safer working environment with their automatic starting horn, swing warning system and travel warning system.

Flame holder system

Where sparks are dangerous, regeneration inhibit feature is activated from the cabin, so flame from the exhaust is prevented temporarily.





Shaped with technology

Electronic system of H4 Series excavators designed to protect the engine and hydraulic components to provide fuel saving and superior performance.

Automatic stop system

In the new series, automatic stop system through configurable idling and stopping times provides fuel saving by stopping the engine after the machine is on idle. Automatic stop system in H4 Series helps to decrease the operational costs to minimum, and contributes to saving the environment.

Safe fuel transfer pump

“Safe fuel transfer pump” added to H4 Series stops the pump automatically when the tank is full and this feature gets activated also when the pump does not transfer fuel for 30 seconds, and ensures that the pump stops automatically.

Power boost technology

In H4 Series, power boost technology gets activated automatically in the conditions when the machine needs extra power, and ensures that the machine has the proper performance for the work.

8” Touch control panel

8 inch touch control panel is positioned ergonomically at a point that the operator can easily reach it. Touch control panel having high quality hardware and a large screen easily enables to control the machine features and access to machine information.

The features of touch control panel:

- It offers multi-language option
- Music system is integrated into 8” touch control panel.
- It allows the operator to adjust the flow required for the attachment without leaving the cab and save this information for 20 different attachments.
- Selection of double or single acting line can also be done over the user panel.
- During travel, rear and side view cameras with improved image quality and activated automatically can be controlled.
- Information on the average and instant fuel consumption can be obtained.
- Information on status such as atmospheric pressure, turbo boost pressure, fuel pressure and hydraulic pump pressure can be obtained.
- User can acquire working hour information such as work, attachment and travel.
- Maintenance registries can be obtained, and the user is warned when the maintenance time approaches.
- Failure codes and registries can be obtained.
- Audio warning systems can be controlled.





OPERA, the guide of the field

H4 Series excavators are equipped with Opera (HIDROMEK Operator Interface) for the operator to use the machine easily, and feel comfortable and relaxed as he is in an office environment.

Functions to be controlled by means of Opera

- Engine RPM control
- Access to control panel menu
- Functions of lights, windshield wipers and rear view camera
- Music system control
- Auto stop control of the engine to ensure maximum fuel economy during low idle
- On H4 Series machines, the preheating system available to protect the engine and hydraulic systems can be controlled via Opera.

The aesthetic design of power

The seat ergonomic, heated, air suspended and having 35 degrees adjustable backrest angle is provided in H4 Series, and it enables the operator to work comfortably and without getting tired for long working hours.

H4 Series which has many features* such as proportional control pedals and joysticks, throttle control dial, operator touch screen, interior light, cup holder and heating-cooling box give more importance to user comfort.

HİDROMEK

* Other features for user comfort on H4 Series machines can be found on page 21.

Office comfort in construction equipment

Automatic air conditioning system

Air vents and air conditioning system which can automatically adjust itself according to the ambient heat located in the redesigned cabin provide the best cooling performance in its class by 30%.

Wide angle view

On the new series machines, the new two-piece windshield wiper system designed for creating more comfortable work environment provides a wide angle view which increases the work efficiency of the user.

Led headlights for night vision

Led headlights on new H4 Series machines improve the night vision, and enable the operator to work more safely and comfortably.

Dampers

By using 6 silicone dampers on H4 Series excavators, noise, shock and vibration are absorbed and prevented from being transmitted to the cabin under any working condition.



You have the control with HÍDROMEK **SmartLink**

Telematic system HÍDROMEK Smartlink allows the user to easily access to machine location and technical information via computer and mobile phone.

Follow the work time and location of your machine through HÍDROMEK Smartlink!

Through GPS tracking system, it is possible to track the location and the work time intervals of the machine.

Analyze your fuel consumption through HÍDROMEK Smartlink!

It is possible to analyze fuel consumption according to the working conditions of the machine and daily fuel parameters.

Check the works for which your machine has been used through HÍDROMEK Smartlink!

Through working mode information, it is possible to see the daily and total working hours of the machine for excavation and leveling and with crusher or with other optional attachments besides the power mode information and the speed ranges.

Follow your machine's maintenance through HÍDROMEK Smartlink!

Under the Alerts list, the machine's upcoming maintenance can be checked while the information of the nearest authorized service can be obtained, and it can be contacted.

Contact the nearest authorized service or regional service through HÍDROMEK Smartlink!

With the application, it is possible to obtain the information on Regional and Authorized Services of HÍDROMEK After Sales Services as well as the directions to them.

Have performance reports for the selected periods of time for your machines through HÍDROMEK Smartlink!

For any selected periods of time, it is possible to have a report on daily fuel consumption, average fuel consumption, power and working modes, daily work time intervals and locations.



To download Smartlink application





Easy maintenance and fast service for H4 Series through safe and easy access

H4 Series excavators, designed considering fast access to hydraulic and engine equipment, provide easy maintenance and service. Most of the maintenance can be easily carried out without getting on the machine, which shortens the service time and increases machine work time.

Automatic greasing system ensures that all parts of the machine can be lubricated from one single center.

ENGINE

Brand & Model	ISUZU AR-4HK1X		
Type	Water cooled, 4 cycles, 4 cylinders, inline, diesel engine with direct injection, turbocharger and intercooler		
Power	Gross	172 HP (128 kW) @2000 rpm / SAE J1995	
	Net	162 HP (121 kW) @2000 rpm / SAE J1349	
Maximum Torque	Gross	670 Nm @1600 rpm	
	Net	649 Nm @1600 rpm	
Displacement	5193 cc		
Bore x Stroke	115 mm x 125 mm		
Emission Class	U.S. EPA Tier 4 and EU Stage IV		

HYDRAULIC SYSTEM

MAIN PUMP

Type	2 axial piston pumps with variable displacement and swashplate
Max. Flow Rate	2 x 233 L/min
Pilot Pump	Gear type 20 L/min (10 cc/dev)

WORKING PRESSURE

Attachment	350 kgf/cm ²
Power Boost	370 kgf/cm ²
Travel	350 kgf/cm ²
Swing	305 kgf/cm ²
Pilot	40 kgf/cm ²

HYDRAULIC CYLINDERS

Boom	2x ø120x ø85x1300 mm
Arm	1x ø135x ø95x1520 mm
Bucket	1x ø120x ø85x1060 mm

SWING SYSTEM

Swing motor	Fixed swashplate piston motor integrated with super shock absorber valve
Reduction	2 stage, planetary gear type
Swing Brake	Hydraulic disc type, pilot operated and automatically released
Swing Speed	12,60 rpm

LOWER FRAME

Construction	"X" type lower frame with pentagon shaped box type side frames
Shoe	Triple grouser
No. of Shoes	2 x 49 pieces
No. of Lower Rollers	2 x 9 pieces
No. of Upper Rollers	2 x 2 pieces
Track Tensioner	Hydraulic type with spring cushioning

ELECTRICAL SYSTEM

Voltage	24 V
Battery	2 x 24 V / 100 Ah
Alternator	24 V / 50 A
Starter Motor	24 V / 5 kW

TRAVEL AND BRAKES

Travel	Fully hydrostatic	
Travel Motor	Axial piston motor with 2 speed stages and swashplate	
Reduction	2 stage, planetary gear type	
Travel Speed	High Speed	5,8 km/h
	Low Speed	3,8 km/h
Max. Traction	18,365 kgf	
Gradeability	35° (%70)	
Parking Brake	Hydraulic disc type, pilot operated and automatically released	
Ground Pressure (With 600 mm Shoe)	0,50 kgf/cm ²	

FILLING CAPACITIES

Fuel Tank	405 L	Engine Cooling System	293 L
Hydraulic Tank	265 L	Engine Oil	205 L
Hydraulic System	285 L	Urea	35 L

OPERATING WEIGHT (kg)

	Mono Boom	Two Pieces Boom	LR
LC	23.800	24.350	25.750
NLC	23.850	24.550	-

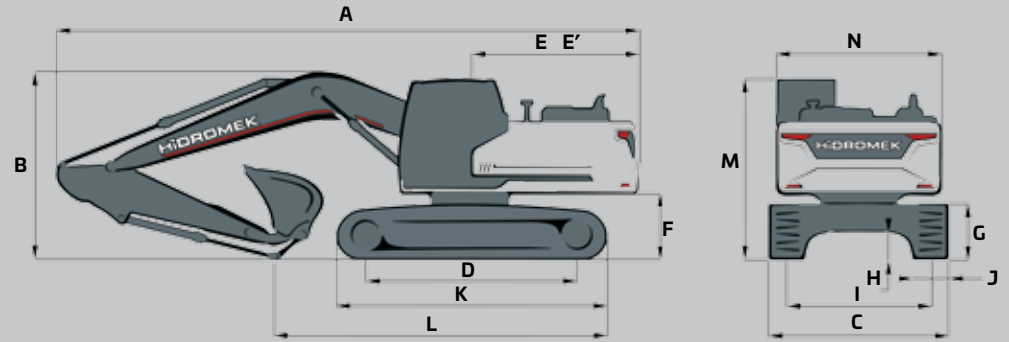
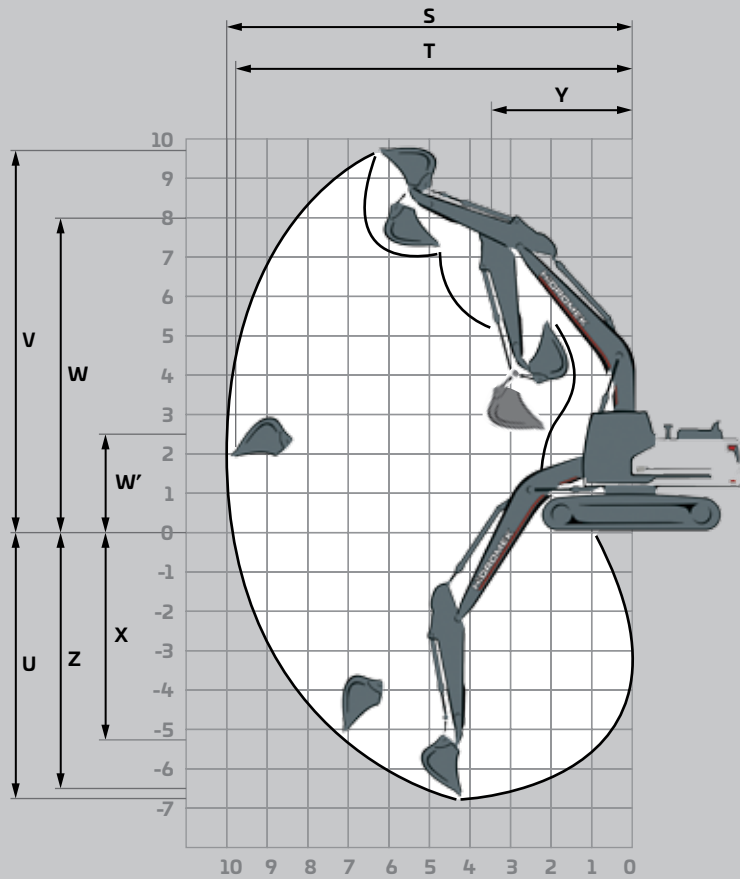
EQUIPMENT

HMK230LC

Engine	Standard	Optional
Water cooled diesel engine with turbocharger and intercooler	●	
Engine pre-heat function	●	
Automatic idling	●	
One touch auto-idle system	●	
Automatic stop function	●	
Two-stage air filter	●	
Air filter clogged indicator	●	
Low engine pressure warning system	●	
Overheat warning system	●	
Adjustable power modes	●	
High altitude working function	●	
Electronical engine control	●	
Hydraulic System		
Boom and arm regeneration valve	●	
Automatic power boost	●	
Smooth boom feature		0
Main hydraulic filter	●	
Backup ports (valve)	●	
Cylinder cushioning and contamination seals	●	
Single-acting hydraulic line, breaker		0
Double- acting hydraulic line, crusher		0
Additional line		0
Quick coupling line		0
Attachment settings through instrument panel		0
OPERATOR'S CAB		
Pressurized and sound isolated cabin	●	
Air-conditioning	●	
Air-suspension seat	●	
Heated seat		0
Operator touch screen	●	
Opera control system	●	
Throttle control dial	●	
Automatic travel speed (low / high)	●	
4 different working modes	●	
Sliding windscreen and removable lower windscreen	●	
Openable left door window	●	
Upper and lower windshield wiper	●	
Joysticks and pedals	●	
Travel pedals and control levers	●	
Proportional controlled pedals and joysticks		0
Electric horn	●	
Cigarette lighter	●	
Interior light	●	
Cup-holder	●	
Convenient storage	●	
Convenient storage (for equipment)	●	
Heating & Cooling box	●	
Easy-cleaned floor	●	
12V power socket	●	
Computer connection port	●	
Radio / mp3 / usb / Aux	●	

Lower Frame	Standard	Optional
Narrow Lower Chassis		0
Track width options 700/800/900		0
Track protection	●	
Lubricated and sealed track components	●	
Dozer blade		0
Mooring points for shipment	●	
Safety		
ROPS (Roll Over Protective Structure)	●	
FOPS (Falling Object Protective Structure)	●	
Rear view camera	●	
Side view camera		0
Right and left rear view mirrors	●	
Working lamps	●	
LED working lamps		0
Rotating beacon		0
Swing and travel alarm		0
Emergency engine stop switch	●	
Pilot operated and automatically released swing brake	●	
Boom and arm cylinder safety valve		0
Overload warning system		0
Battery cut-off switch	●	
Handrails by the steps and on the upper frame	●	
Perforated metal non-slip plates	●	
Safety locking device	●	
Safety glass	●	
Emergency hammer	●	
Lockable fuel tank cover	●	
Upper and lower guards for windshield		0
Operator's cab ceiling guard		0
Miscellaneous		
Telematic system (HÍDROMEK Smartlink)		0
GEO System		0
Fuel transfer pump with automatic stop	●	
Water sensor on fuel pre-filter	●	
Bio oil B7	●	
Alternator - Battery	●	
Battery Charge Indicator	●	
Automatic lubrication system		0
Working lamp guards		0
Hydraulic breaker return line filter		0
Double pump combination function		0
Choosing single or double acting attachment on the instrument panel		0
Choosing the control method for the optional attachment		0
Bucket cylinder rod guard		0
Warning horn	●	
Counterweights		0
Boom cylinder piping guard		0

● STANDARD 0 OPTIONAL



DIMENSIONS

		LC			NLC		
		Mono Boom	Two Pieces Boom	LR	Mono Boom	Two Pieces Boom	
BOOM (m)		5,70	5,70	5,60	8,50	5,70	5,60
ARM (m)		2,40	2,92*	2,92	6,10	2,40	2,92
GENERAL DIMENSIONS (mm)	A) Overall Length	9.680	9.680	9.590	12.440	9.730	9.630
	B) Overall height (to top of boom)	3.120	3.110	3.090	3.090	3.120	3.090
	C) Overall Width	2.990	2.810	2.990	3.090	2.540	2.540
	D) Distance between tumblers	3.640	3.640	3.640	3.640	3.640	3.640
	E) Distance from center of swing to rear end	2.810	2.810	2.810	2.810	2.860	2.860
	E') Tail swing radius	2.830	2.830	2.830	2.830	2.880	2.880
	F) Counterweight Clearance	1.065	1.065	1.065	1.065	1.065	1.065
	G) Track Height	935	935	935	935	935	935
	H) Ground Clearance	465	465	465	465	465	465
	I) Track Gauge	2.390	2.390	2.390	2.390	2.040	2.040
	J) Shoe Width	600	600	600	700	500	500
	K) Track Length	4.460	4.460	4.460	4.460	4.460	4.460
	L) Length on ground (transport)	5.920	5.320	5.340	4.790	5.920	5.340
	M) Overall height of cab	3.010	3.010	3.010	3.010	3.010	3.010
N) Overall width of upperstructure	2.740	2.740	2.740	2.740	2.500	2.500	
WORKING RANGES (mm)	S) Maximum Digging Reach	9.560	9.970	9.920	15.070	9.560	9.920
	T) Maximum Digging Reach on Ground Level	9.390	9.810	9.750	14.960	9.390	9.750
	U) Maximum Digging Depth	6.210	6.730	6.400	11.450	6.210	6.400
	V) Maximum Digging Height	9.620	9.680	10.900	13.120	9.620	10.900
	W) Maximum Dumping Height	6.840	6.950	8.000	10.710	6.840	8.000
	W') Minimum Dumping Height	3.040	2.510	3.000	2.310	3.040	3.000
	X) Maximum Vertical Digging Depth	5.060	5.260	5.070	9.990	5.060	5.070
	Y) Minimum Swing Radius	3.550	3.520	2.440	4.300	3.550	2.440
Z) Maximum Digging Depth (2440 mm level)	6.010	6.550	5.300	11.330	6.010	6.300	

* Standard

FORCES

		LC				NLC	
		Mono Boom		Two Pieces Boom	LR	Mono Boom	Two Pieces Boom
	BOOM (m)	5,70	5,70	5,60	8,50	5,70	5,60
	ARM (m)	2,40	2,92*	2,92	6,10	2,40	2,92
SAE	Bucket Digging Force	13.400	13.400	13.400	9.100	13.400	13.400
	Bucket Digging Force (Power Boost)	14.200	14.200	14.200	-	14.200	14.200
	Arm Crowd Force	11.600	10.200	10.200	5.900	11.600	10.200
	Arm Crowd Force (Power Boost)	12.200	10.700	10.700	-	12.200	10.700
ISO	Bucket Digging Force	15.000	15.100	15.100	10.500	15.000	15.100
	Bucket Digging Force (Power Boost)	15.900	15.900	15.900	-	15.900	15.900
	Arm Crowd Force	11.900	10.400	10.400	6.000	11.900	10.400
	Arm Crowd Force (Power Boost)	12.600	11.000	11.000	-	12.600	11.000

A- Material density less than 2.000 kg/m³

B- Material density less than 1.800 kg/m³

C- Material density less than 1.500 kg/m³

D- Material density less than 1.200 kg/m³

* Standard

STANDARD BUCKET



Width	1.290 mm	
Capacity (SAE)	*1,10 m ³	
Weight	860 kg	
Number of Teeth	5	
ARM	*2,92 m	B
	2,40 m	A
	3,50 m	C

OPTIONAL BUCKET SELECTION SCHEME

General Purpose Bucket



Heavy Duty Type Bucket



		600 mm	750 mm	900 mm	1050 mm	1200 mm	1400 mm	600 mm	750 mm	900 mm	1030 mm	1110 mm	1200mm	1370 mm	1500 mm
Capacity (SAE)		0,41 m ³	0,54 m ³	0,69 m ³	0,84 m ³	1,00 m ³	1,20 m ³	0,40 m ³	0,52 m ³	0,67 m ³	0,82 m ³	0,90 m ³	1,00 m ³	1,20 m ³	1,30 m ³
Weight		510 kg	580 kg	650 kg	700 kg	780 kg	950 kg	510 kg	600 kg	670 kg	720 kg	750 kg	820 kg	860 kg	930 kg
Number of Teeth		3	3	4	4	5	5	3	3	4	4	4	5	5	6
ARM	*2,92 m	A	A	A	A	A	C	A	A	A	A	A	A	C	C
	2,40 m	A	A	A	A	A	B	A	A	A	A	A	A	B	C
	3,50 m	A	A	A	A	B	D	A	A	A	A	A	B	D	D
		A	A	A	A	B	D	A	A	A	A	A	B	D	D


* Standard

HEAVY DUTY

QUICK COUPLER



SIEVE BUCKET



ROCK TYPE BUCKET



POLYP



RIPPER



CLEANING BUCKET



ATTACHMENTS

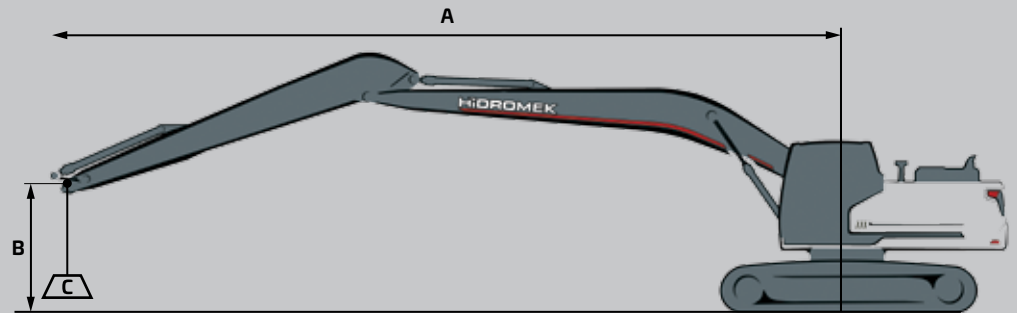
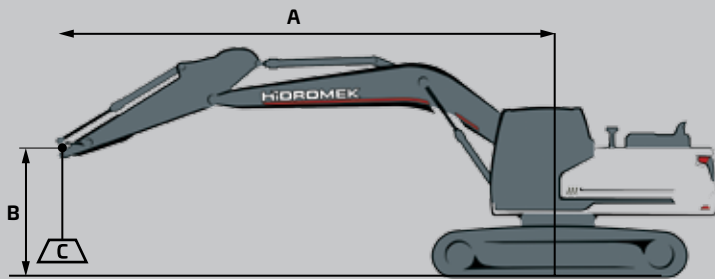
LIFTING CAPACITY (kg)											HMK 230 LC		
	Boom: 5,7 m		Arm: 2,4 m		Without bucket		STD, 600 mm Crawler		CW: 4000 kg		: Front : Side		
A, m	1,5		3,0		4,5		6,0		7,5		Maximum Reach		
B, m													R, m
7,5											*5900	*5900	5,67
6,0							*5600	*5600			*5450	4500	6,89
4,5			*10150	*10150	*7200	*7200	*6050	5500	*5500	3850	*5300	3750	7,62
3,0					*8950	7900	*6800	5250	5750	3750	5200	3400	8,00
1,5					*10300	7400	*7500	4950	5650	3650	5050	3250	8,09
0 (Ground)					*10750	7150	7650	4800	5550	3550	5200	3350	7,88
-1,5			*10650	*10650	*10400	7100	7600	4750			5700	3650	7,37
-3,0			*12350	*12350	*9200	7250	*6750	4850			*5950	4400	6,46
-4,5					*6350	*6350					*5450	*5450	4,95

LIFTING CAPACITY (kg)											HMK 230 LC		
	Boom: 5,7 m		Arm: 2,92 m		Without bucket		STD, 600 mm Crawler		CW: 4000 kg		: Front : Side		
A, m	1,5		3,0		4,5		6,0		7,5		Maximum Reach		
B, m													R, m
7,5							*5150	*5150			*4550	*4550	6,24
6,0							*5050	*5050			*4250	4050	7,37
4,5					*6450	*6450	*5550	5250	*5150	3900	*4150	3450	8,05
3,0					*8200	8050	*6350	5250	*5450	3750	*4250	3100	8,42
1,5					*9800	7450	*7150	4950	5600	3550	*4550	3000	8,50
0 (Ground)			*5950	*5950	*10550	7100	7650	4750	5500	3600	4750	3050	8,30
-1,5	*6750	*6750	*10900	*10900	*10500	7000	7500	4650	5450	3450	5150	3300	7,82
-3,0	*11850	*11850	*13500	*13500	*9650	7050	*7150	4700			*5750	3850	6,97
-4,5			*10400	*10400	*7550	7300					*5650	5400	5,61

LIFTING CAPACITY (kg)											HMK 230 LC LR		
	Boom: 8,5 m		Arm: 6,1 m		Without bucket		STD, 700 mm Crawler		CW: 5500 kg		: Front : Side		
A, m	3,0		6,0		9,0		12,0		15,0		Maximum Reach		
B, m													R, m
12,0											*1450	*1450	9,17
9,0											*1250	*1250	11,71
6,0					*2650	*2650	*2400	2250			*1250	*1250	13,11
3,0	*9100	*9100	*4650	*4650	*3250	*3250	*2650	2050			*1350	*1350	13,72
0 (Ground)	*3400	*3400	*6200	5050	*3900	2950	*2950	1900			*1600	1500	13,66
-3,0	*5450	*5450	*6750	4650	*4250	2700	2900	1800			*2050	1600	12,90
-6,0	*8150	*8150	*6300	4650	*4050	2650					*3000	1950	11,31
-9,0	*7900	*7900	*4650	*4650							*3100	*3100	8,43

LIFTING CAPACITY (kg)											HMK 230 NLC		
	Boom: 5,6 m		Arm: 2,4 m		Without bucket		STD, 500 mm Crawler		CW: 4700 kg		📏 : Front	📏 : Side	
A, m	1,5		3,0		4,5		6,0		7,5		Maximum Reach		
B, m	📏	📏	📏	📏	📏	📏	📏	📏	📏	📏	📏	📏	R, m
7,5											*5900	5600	5.67
6,0							*5600	5100			*5450	4050	6.89
4,5			*10150	*10150	*7200	*7200	*6050	4950	*5550	3450	*5300	3350	7.62
3,0					*8950	6950	*6800	4650	*5800	3350	*5350	3050	8.00
1,5					*10300	6450	*7500	4400	5850	3250	5250	2900	8.09
0 (Ground)					*10750	6200	*7850	4250	5800	3150	5400	2950	7.88
-1,5			*10650	*10650	*10400	6200	*7750	4200			5950	3250	7.37
-3,0			*12350	11850	*9200	6300	*6750	4300			*5950	3950	6.46
-4,5					*6350	*6350					*5450	*5450	4.95

LIFTING CAPACITY (kg)											HMK 230N LC - 2P BOOM		
	Boom: 5,6 m		Arm: 2,92 m		Without bucket		STD, 500 mm Crawler		CW: 4700 kg		📏 : Front	📏 : Side	
A, m	1,5		3,0		4,5		6,0		7,5		Maximum Reach		
B, m	📏	📏	📏	📏	📏	📏	📏	📏	📏	📏	📏	📏	R, m
9,0											*5750	*5750	4.24
7,5					*7050	*7050	*5350	5150			*4650	*4650	6.17
6,0					*7150	*7150	*6550	5150			*4250	3650	7.30
4,5			*9600	*9600	*8450	7800	*6850	4950	*5900	3450	*4150	3050	7.99
3,0					*9750	7100	*7400	4650	6000	3300	*4250	2750	8.36
1,5					*10600	6450	*7750	4350	5850	3150	*4500	2650	8.44
0 (Ground)			*6100	*6100	*10400	6100	*7700	4150	5750	3050	*4950	2700	8.25
-1,5			*11100	*11100	*9300	6000	*7000	4050	*5100	3050	*4650	2900	7.76
-3,0			*8700	*8700	*7200	6100	*5350	4100			*3950	3450	6.91



- A Load Radius
- B Load Point Height
- C Lifting Capacity

1. The above loads are in compliance with SAE J1097 and ISO 10567 Hydraulic Excavator Lifting Capacity Standards
2. The load point is the center-line of the bucket pivot mounting pin on the arm
3. Lifting capacity cannot exceed 75% of tipping capacity or 87% of hydraulic capacity.
4. (*) indicates load limited by hydraulic capacity.

HİDROMEK®

HEAD OFFICE

Address : Ahi Evran OSB Mahallesi,
Osmanlı Caddesi, No:1, 06935
Sincan-ANKARA/TURKEY

Phone : +90 312 267 12 60

Fax : +90 312 267 12 39

E-mail: export@hidromek.com.tr

AFTER SALES SERVICE

Address : İstanbul Yolu 17. Km,
Şehit Osman Avcı Mahallesi,
No: 479, Etimesgut-ANKARA/TURKEY

Phone : +90 312 280 87 40

Fax : +90 312 280 87 48

HİDROMEK® WEST

Address : C/De la Maquina 14, Poligono
Industrial El Regás, 08850
Gavá BARCELONA/ SPAIN

Phone : +34 93 638 84 65

Fax : +34 93 638 07 14

E-mail : info@hidromek.es

HİDROMEK® JAPAN

Address : 5-10, Hashimoto 6-chome,
Midori-Ku, Sagamihara,
Kanagawa, 252-0143 JAPAN

Phone : +81 42 703 0261

Fax : +81 42 703 0262

HİDROMEK® RUS

Address : 72, Zhivopisnaya str, Building A,
village Oktyabrskiy,
Krasnodar, 350032, RUSSIA

Phone : +7 861 290 3007

E-mail : info@hidromek.ru

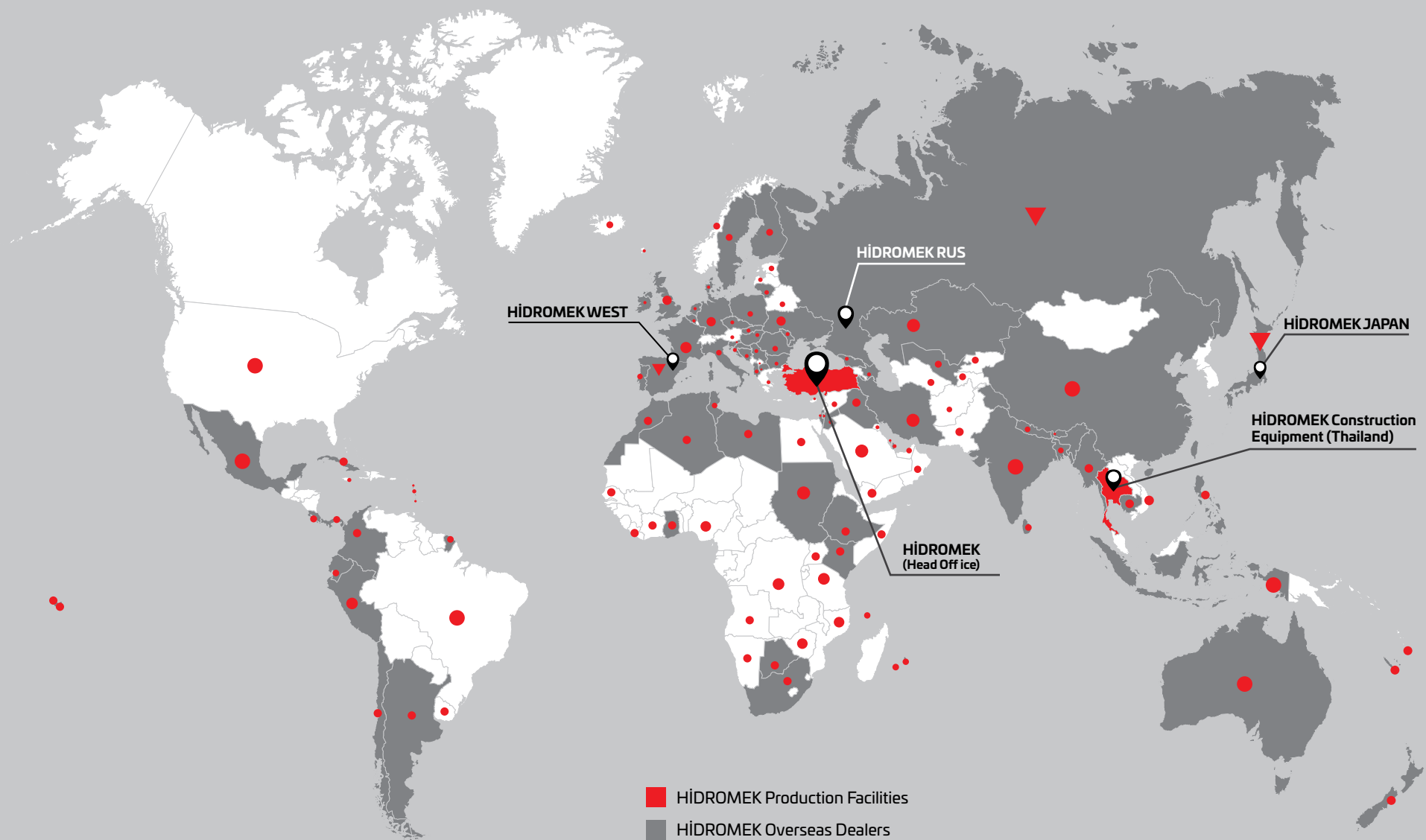
HİDROMEK® HCE

HİDROMEK Construction Equipment (Thailand) Ltd.

Address : Amata City Chonburi Industrial Estate Phase 7,
No. 700/669 Moo 1, T.Phanthong,
A.Phanthong, Chonburi 20160, TAYLAND

Phone : +66 38 447 349

Fax : +66 38 447 355



HİDROMEK WEST

HİDROMEK RUS

HİDROMEK JAPAN

HİDROMEK Construction Equipment (Thailand)

HİDROMEK (Head Office)

- HİDROMEK Production Facilities
- HİDROMEK Overseas Dealers
- ▼ HİDROMEK Overseas Sales and Aftersales Services Points
- Countries HİDROMEK Machines Running

HIDROMEK®

Together Stronger

www.hidromek.com

[f hidromek.tr](https://www.facebook.com/hidromek.tr) [t Hidromek](https://twitter.com/Hidromek) [i hidromekofficial](https://www.instagram.com/hidromekofficial) [y HidromekTv](https://www.youtube.com/HidromekTv) [in company/hidromek](https://www.linkedin.com/company/hidromek)

ENG - FEBRUARY 2020 / 100120 -4F

