



GENERAL SERVICES ADMINISTRATION  
Federal Supply Service  
Multiple Award Schedule  
Furniture and Furnishings

# RockIt

Authorized Federal Supply Schedule Price List  
Updated for Mod #PS-0059, Approved July 13, 2020

GSA Contract # **GS-03F-038DA**  
Contract Period: December 22, 2020 - December 21, 2025  
Current to supplement number: 4  
Business size: Small

For more information on ordering from Federal Supply Schedules, click on the FSS Schedules button at [fss.gsa.gov](https://fss.gsa.gov).

On-line access to contract ordering information, terms and conditions, up-to-date pricing, and the option to create an electronic delivery order are available through GSA Advantage!, a menu-driven database system. The INTERNET address for GSA Advantage! is [www.GSAAvantage.gov](https://www.GSAAvantage.gov).

Inscape Inc  
221 Lister Ave  
Falconer NY, 14733  
Telephone: 716 665-6210  
Email: [GovTeam@inscapesolutions.com](mailto:GovTeam@inscapesolutions.com)  
[www.inscapesolutions.com/products/government](https://www.inscapesolutions.com/products/government)



GENERAL SERVICES ADMINISTRATION  
Federal Supply Service  
Multiple Award Schedule  
Furniture and Furnishings

## GSA Terms and Conditions Inscope Inc.

Authorized Federal Supply Schedule Price List can be found at <https://myinscape.com/contracts/us-federal>

GSA Contract # **GS-03F-038DA**  
Contract Period: December 22, 2020 - December 21, 2025  
Current to supplement number: 7  
Business size: Small

For more information on ordering from Federal Supply Schedules, click on the FSS Schedules button at [fss.gsa.gov](https://fss.gsa.gov).

On-line access to contract ordering information, terms and conditions, up-to-date pricing, and the option to create an electronic delivery order are available through GSA Advantage!, a menu-driven database system. The INTERNET address for GSA Advantage! is [www.GSAAdvantage.gov](https://www.GSAAdvantage.gov).

Inscope Inc.

221 Lister Avenue  
Falconer NY 14733  
Telephone: 716 665 6210  
Email: [GovTeam@inscapesolutions.com](mailto:GovTeam@inscapesolutions.com)  
<https://myinscape.com/contracts/us-federal>

GS-03F-038DA

## GSA Terms and Conditions of GS-03F-038DA

1.a **Special Item Numbers (SINs) Awarded:**

SIN	GSA Description	Inscope Line	Inscope Pricer
33721	Office Furniture	Systems, Bench, Storwal, Planna, Tables, Ergonomics, Office Specialty & Rockit	Inscope System, Office Specialty, Rockit Inscope Ergonomics
33721	Office Furniture	Installation, Project Management & Design	Terms & Conditions
OLM	Order Level Materials	All	All

1.b **Lowest Price Items:** N/A

1.c **Hourly Rate Description:**

GSA SIN	Labor Category	GSA Price /HR (Inclusive of IFF)
33721	Senior Interior Designer	\$68.00
33721	Designer/Specifier	\$50.00
33721	Senior Project Manager	\$98.00
33721	Project Manager	\$84.00

Note: For Installation services see items 19 & Appendix A

### Senior Interior Designer

**Rate:** \$68 per hour

**Education:** 4 year Bachelor's degree *or* 2 year degree with certification in Interior Design

**Experience:** 3+ years' experience working in the field of design or project management

**Certification:** NCIDQ (National Council for Interior Design Qualification), or equivalent, or 7+ years as experience as an interior designer

**Understanding:** Extensive design theory for the office environment, project management theory, critical path timelines, current egress and ADA codes, the advantages of different types of office environments, change management, budget projections, and detailed familiarity with all Inscope furniture lines

**Proficiencies:** High computer literacy including Autocad, CAP, strong presentation ability

**Responsibilities:** Understanding and executing all aspects of commercial interior design from theory to application. The Senior Interior Designer is accountable for all technical facets of any project, including quality, and will have the ability to execute all elements of the scheduled design services

### Designer / Specifier

**Rate:** \$50 per hour

**Education:** 2 year degree with certification in Interior Design *or* 3+ years' of design experience

**Experience:** none

**Certification:** Certification in Interior Design or 1+ years' of direct design experience

**Understanding:** Extensive knowledge of Inscope product and its design application. Autocad and CAP

**Responsibilities:** Understanding and executing all aspects of office design and layout including drawing, specifying and creating proposals

1.c **Hourly Rate Description** (continued):

**Senior Project Manager**

**Rate:** \$98 per hour

**Education:** 4 year Bachelor's degree

**Experience:** 3+ years' experience working in the field of design or project management for furniture, fixtures and equipment. And 1+ years' experience in running multi task teams in executing large scale furniture contracts.

**Certification:** NCIDQ National Council for Interior Design Qualification or PMI – Project Management Institute Associate (or equivalent) or 7+ years field PM Experience

**Understanding:** Extensive project management theory for the office environment including critical path timelines, budget estimating and project tracking; understanding of how to organize and manage multiple tasks and sub contractors simultaneously, knowledge of how to create and manage asset control systems; understanding of general Government contracting, FAR regulations and working on a DOD base; familiarity with LEED & environmental standards and detailed understanding of Inscope furniture lines.

**Responsibilities:** Understanding, leading and project managing all aspects of furniture related projects from conception, to quote, to installation to follow-up. Senior Project Manager is accountable for all technical and financial facets of any project including the final quality. Senior Project Manager is responsible for understanding and complying with all relevant GSA and Government regulations.

**Project Manager**

**Rate:** \$84 per hour

**Education:** 2 year Associate degree

**Experience:** none

**Certification:** NCIDQ / PMI or 1+ years' experience working in the field of project management for furniture, fixtures and equipment.

**Understanding:** Understanding of project management theory for the office environment including critical path timelines, budget estimating and project tracking; understanding of how to organize and manage multiple tasks and sub contractors simultaneously, understanding of general government contracting, familiarity with LEED & environmental standards and detailed understanding of Inscope furniture lines.

**Responsibilities:** Understanding and project managing all aspects of furniture related projects. Project Manager is accountable for all technical facets of any project including timeline and final quality. Project Manager is responsible for understanding and complying with all relevant GSA and Government regulations.

2. **Maximum Order Threshold**

33721 - \$250,000

OLM - The cumulative value of OLM's in an individual task or delivery order cannot exceed 33.33% of the total value of the order.

Note: Orders accepted above the threshold, but with additional concessions granted.

3. **Minimum Order:** \$50.00 all SINs

4. **Geographic Area:** The 48 Contiguous States and Washington, DC (CONUS). Shipments for areas outside of CONUS (OCONUS) are to the embarkation point within CONUS.

5. **Points of Production:** Holland Landing, ON Canada & Falconer, NY USA

6. **Discount Statement:** Prices listed in the GSA pricers are list. The current GSA list pricers may be found at <https://myinscape.com/contracts/us-federal>. To calculate net price, utilize the following awarded discount table:

SIN	Description	Single Order List Per SIN	GSA Discount
33721	Inscape System (includes planna & storwal, bench & tables) & Ergonomics	\$1 - \$50,000	73%
		\$50,001 - \$500,000	76%
		\$500,001 - \$1,190,500	79%
33721	Rockit	\$1 - \$50,000	72%
		\$50,001 - \$500,000	74%
		\$500,001 - \$1,033,100	75.80%
33721	Office Specialty	\$1 - \$11,000	70%
		\$11,000 - \$250,000	73%
		\$250,001 - \$1,042,000	76%

List tier is determined from total single order list price per SIN, not per line item. GSA orders may be combined to create a single order discount if they utilize the same destination, time of shipment, and are cross-referenced to one another. Once list discount is determined, each line item should be quoted at net.

\*The MFC and GSA discounts are equivalent after rebate allowance, with MFC being FOB origin and GSA being FOB destination. MFC = Most Favored Customer

7. **Quantity Discounts:** Included in above discount chart.
8. **Prompt Payment Terms:** None. Note that prompt payment terms cannot be negotiated out of the contractual agreement in exchange for other concessions.
9. **Government Credit Cards:** Accepted below and above the micro-purchase level. For requirements for use, see number 17.
10. **Foreign Items:** None. All items are domestic or from NAFTA countries (I.E. Canada) which qualify as domestic in regards to the "Buy American Act".
- 11a. **Time of Delivery:** 35 days ARO. Orders conforming to routine commercial criteria may be accorded shorter lead times when possible. Orders which require delivery dates in excess of 35 days shall state "do not ship prior to..." within the order.
- 11b. **Expedited Delivery:** In accordance with the Task Order when possible at no charge. However, expedited freight may incur an additional charge.
- 11c. **Overnight and 2 Day Delivery:** Not available
- 11d. **Urgent Requirements:** Contact Inscape to request a faster delivery via the "urgent requirement" clause. Additional costs may apply.
12. **F.O.B. Point:** Destination for all SINs. The delivery to the destination is defined as the shipping truck to the "Deliver To" loading dock per FAR 52.247-34. Installation, including unloading of the shipping truck, will require additional charges.
- 13a. **Ordering Address**  
 Inscape Inc.  
 221 Lister Avenue  
 Falconer NY 14733  
 T: 716 665 6210  
 GovTeam@Inscapesolutions.com

- 13b. **Ordering procedures:** For supplies and services, the ordering procedures and information on Blanket Purchase Agreements (BPA's) are found in Federal Acquisition Regulation (FAR) 8.405-3.
14. **Payment Address:** Electronic Fund Transfer as listed in SAM is preferred, alternatively:  
Inscape Inc.  
221 Lister Ave  
Falconer, NY 14733 USA  
T: 905 836 7676  
GovTeam@Inscapesolutions.com
15. **Warranty Provision:** Standard commercial limited lifetime warranty as stated in each individual list pricer.
16. **Export Packing Charges:** Available and recommended for OCONUS delivery; additional price quoted upon each request.
17. **Terms and Conditions of Government Purchase Card Acceptance:** A signed credit card authorization form is required which may be requested from Govteam@Inscapesolutions.com. The card number itself may be given by phone if preferred. Also required is a written statement of the part number and quantity of the items being ordered.
18. **Terms and Conditions of Rental, Maintenance, and Repair:** N/A
19. **Terms and Conditions of Installation:** Installation service is awarded at 10% - 29% of Net product price for standard installation. The exact percentage is quoted at the task order level depending upon standard installation variables. Rates in excess of 29% may be permitted under contract when the Contracting Officer finds that "extraordinary circumstances" are present. See Appendix A (follows) for examples of standard installation variables and extraordinary circumstances.  
Additional terms:
  - Installation is available via SIN 33721 only when installing the awarded product SIN's of this contract.
  - The end-user, or their contractors, may not change the awarded terms of the installation task (e.g. stop the install, change the location). If an unforeseen installation issue arises that would change the scope or add cost, Inscape reserves the right to stop work and immediately consult the Contracting Officer.
  - This SIN contains a perpetual offer, at the sole determination of the Contracting Office, for emergency product storage at the rate of 3% of product Net stored per month. Emergency product storage is defined as after the product is manufactured but is not able to be installed due to unforeseen end-user or building delay.
  - When required by the Scope of Work, but incidental to the overall furniture order, existing furniture reconfiguration and minor outside trade-work (e.g. small area carpet repair) is allowable as installation
  - Connection of the furniture to the building power is the responsibility of the client.
20. **Terms and Conditions of Repair Parts:** N/A
- 20a. **Terms and Conditions for Any Other Services:** N/A
21. **List of Service and Distribution Points:** All product is distributed from points of production. Services are executed by Inscape's local distribution partners located throughout CONUS as a sub-contractor to Inscape.

22. **List of Participating Dealers:** Contact Inscope at Govteam@inscapesolutions.com

23. **Preventive Maintenance:** N/A

24a. **Special Environmental Attributes:** All awarded SINs for both Inscope System and Office Specialty are:

BIFMA Level: 3

SCS Indoor Advantage Gold: Indoor Air Quality

FSC Chain of Custody : Veneers

Toxics Reduction Plan: Annual Reports



24b. **Section 508 Compliance Information:** N/A

25. **Federal Identification Numbers:**

Data Universal Number System (DUNS) number: 080668756

Tax Id: 51-0391804

Cage Code: 7Y1V3

Business Size: Small

Primary NAICS: 337214, 337215 & 337127

Primary PSC: 7110, 7195 & 7125

26. **System for Award Management (SAM), WAWF & ITSS:** Registered

## Appendix A

### Installation Variables

Standard Variable Examples

Examples of installation variables that are considered standard but may necessitate a task quote at the higher end of the awarded rate range:

- Loading dock restrictions (limited dock access, size restrictions, no dock / street unload)
- Overly phased or piecemealed installation timeline or, conversely, overly compressed install timeline requiring multiple crews
- Requirement to work around other trades
- Restrictions on elevator use
- Lack of staging area
- Inscope required to acquire local systems furniture building permits
- Overly restrictive security requirements (extensive badging, line of sight supervision, mandatory escorting)
- Urban work in the business district of a major city (e.g. NY, LA, Chicago)
- Rural work more than 100 miles from an Authorized Inscope dealer
- Requirement of Prevailing Wage
- Exact delivery time for less than full tractor-trailer load
- Storage of product off-site for less than 30 days
- Requirement for a US licensed truck driver for entering a military installation

Extraordinary Circumstances Examples

Extraordinary circumstances may necessitate a GSA schedule task quote at higher than the awarded rate. Any proposed work under extraordinary circumstances and must be reviewed and approved by the GSA Contracting Officer.

Examples include:

- Requirement of Union installers or the inclusion of other required tradesmen not part of Inscope’s installer’s personnel or subcontractors
- Requirement of installation during non-standard business hours. Standard installation hours are defined as 7:00am to 7:00pm on days of standard government operation.
- Requirement of installation above the ground floor without the use of an elevator
- Installation in facilities located Outside of the Continental United States

Bench Marks

For the convenience of the Task Order Contracting Officer, we are voluntarily stating the following pricing bench-marks (non-contractual estimates).

Task: Full, typical installation service in Washington, DC with one or two of the above standard variables applying
for Inscope Systems (SIN 33721) = 19% of net product price
for Office Specialty (SIN 33721) = 15% of net product price
for mixed SINs = 17% of net product price



Left blank intentionally

# RockIt Contents



**inscape**

work for tomorrow

# RockIt Price List

How to use this price list	13	<b>Accessories</b>	<b>33</b>
<b>Core and Supports</b>	<b>15</b>	Table-Mounted	33
<b>Electrical</b>	<b>18</b>	Hip-Hung	34
Power Tracks and Jumper Cables	19	Groove-Mounted Risers	35
Power Modules	20	Groove-Mounted Trays	38
Receptacles	21	Core Front Rail Mount	40
Data Components	22	Modesty Panels	41
Cable Management	23	<b>Finishes</b>	<b>43</b>
<b>Worksurfaces</b>	<b>25</b>	Worksurfaces	43
Rectangular with Scallop	25	Wood Legs and Glass	45
Rectangular with Cutout	26	Paint	46
SkyRockIt Height Adjustable Worksurface	27	PET	49
<b>Storage</b>	<b>29</b>	Fabric Collection	50
Cargo Storage	29	<b>Care &amp; Maintenance</b>	<b>59</b>
Bunker Storage	30		
Mobile Pedestals with Cushion	31		



# RockIt™

## **Not your average desk job.**

RockIt is a light scale bench that supports change, personalization, and wellbeing in the most demanding environments. Engineered with a compact spine and a canted universal leg, RockIt offers user-adjustable accessories, convenient power access, storage and privacy screens, and patented SkyRockIt™ height-adjustable technology. With visually light, authentic wood design details, RockIt brings simplicity, beauty, tranquility and a sense of calmness through its use of finishes and materials.

# How to use this price list

## Upcharges


A "+" in front of a dollar amount indicates an upcharge based on the product options.

## Estimating Pricing

To get a total cost when upcharges are presented, take the list price of the product number and add the upcharges as shown. View the example below for the RKCR48 product in a single sided application with accent paint.

**For example:**

RKCR48	\$374
Accent paint	+\$39
Single sided application	+\$73
	<b>\$\$\$\$</b>

		Part number	Height	Width	Depth	Neutral paint/ base price	Accent paint upcharge	Single sided application upcharge
	Core	<b>RKCR48</b>	5"	48"	3"	\$374	+\$39	+\$73
		<b>RKCR54</b>	5"	54"	3"	\$402	+\$41	+\$88
		<b>RKCR60</b>	5"	60"	3"	\$431	+\$44	+\$105
		<b>RKCR66</b>	5"	66"	3"	\$490	+\$50	+\$114
		<b>RKCR72</b>	5"	72"	3"	\$548	+\$56	+\$130




# RockIt Core & Supports


**inscape**


work for tomorrow

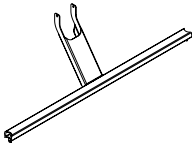
## Core and Supports

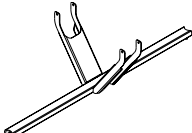
- Back-to-back core application is standard with base pricing
- Core is available in any of Inscape's standard paint colors
- Core is available in three conditions: double end, middle, single end. Specify "middle" condition if power pole is needed
- Accessory gasket is always included in core slot
- Angled Leg Hip Support is used in both mid and end applications and are not handed
- Leg post on Angled Leg Hip Supports can be optioned as wood or painted steel
- Leg posts and hip are available in any of Inscape's standard paint colors
- Angled Leg Hip Support always includes a gasket for accessories in hip slot
- Angled Leg Hip Support comes with optional Hip Top Cover: open accessory slot or full cover (color options available). Accessories can not be mounted in full cover
- Hip Top Covers can also be ordered separately as needed
- The optional Reinforcement Bar can be added to the Angled Leg Hip Support to strengthen any double sided RockIt application. The bar is not required for a light user but is recommend for medium to heavy users.
- 2 station applications require an end Reinforcement Bar on both sides
- 4 station or larger applications require a mid Reinforcement Bar on each Hip Support that is supporting surfaces off both sides. For these applications, no end bars are required.
- Reinforcement Bars are available in any of Inscape's Standard colors

	Part number	Height	Width	Depth	Neutral paint/ base price	Accent paint upcharge	Single sided application upcharge
	<b>Core</b>						
	<b>RKCR48</b>	5"	48"	3"	\$374	+\$39	+\$73
	<b>RKCR54</b>	5"	54"	3"	\$402	+\$41	+\$88
	<b>RKCR60</b>	5"	60"	3"	\$431	+\$44	+\$105
	<b>RKCR66</b>	5"	66"	3"	\$490	+\$50	+\$114
	<b>RKCR72</b>	5"	72"	3"	\$548	+\$56	+\$130

	Part number	Depth	Neutral paint/ base price	Leg			Hip	Top Cover
				Accent paint upcharge	Wood Upcharge	Accent paint upcharge	Accent paint upcharge	
	<b>Single Sided Angled Leg Hip Support Top Cover with accessory slot illustrated</b>							
	<b>RKCSA24</b>	24"	\$591	+\$60	+\$59	+\$60	+\$4	
	<b>RKCSA30</b>	30"	\$668	+\$67	+\$67	+\$67	+\$4	



	<b>Double Sided Angled Leg Hip Support Top Cover with accessory slot illustrated</b>						
	<b>RKCSA48</b>	48"	\$702	+\$72	+\$71	+\$72	+\$5
	<b>RKCSA60</b>	60"	\$807	+\$82	+\$81	+\$82	+\$5

	Part number	Neutral paint/ base price	Accent paint upcharge
	<b>RockIt Reinforcement Bar for end application</b>		
	<b>RKCSSTBEND48</b>	\$137	+\$15
	<b>RKCSSTBEND60</b>	\$144	+\$15

	<b>RockIt Reinforcement Bar for mid application</b>		
	<b>RKCSSTBMID48</b>	\$202	+\$21
	<b>RKCSSTBMID60</b>	\$210	+\$22

## Core and Supports

- Optional Hip Top Cover is available with open accessory slot or full cover (color options available). Accessories can not be mounted in full cover
- Hip Top Covers can also be ordered separately as needed

	Part number	Depth	Neutral paint/ base price	Accent paint upcharge	
	Replacement Leg Hip Full Top Cover	<b>RKCSTOPFC24</b>	24"	\$22	+\$4
		<b>RKCSTOPFC30</b>	30"	\$22	+\$4
		<b>RKCSTOPFC48</b>	48"	\$37	+\$5
		<b>RKCSTOPFC60</b>	60"	\$37	+\$5
	Replacement Leg Hip Top Cover with slot for accessories	<b>RKCSTOPAS24</b>	24"	\$22	+\$4
		<b>RKCSTOPAS30</b>	30"	\$22	+\$4
		<b>RKCSTOPAS48</b>	48"	\$37	+\$5
		<b>RKCSTOPAS60</b>	60"	\$37	+\$5



# RockIt Electrical


**inscape**

work for tomorrow

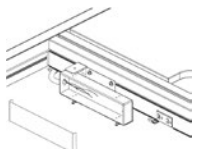
# Electrical


## In-feeds

- Power In-feed may enter into the core from the floor and must enter the core on the opposite end to the data ports
- Power In-feeds have a 7' long whip
- A wire covering is included with the Power In-feed to enclose exposed power.
- The wire cover has two options available: Cable Casing (available in silver only) or Cable Sleeve (available in black, beige, gray or white)
- The Cable Sleeve has been factory cut on both ends with a hot knife, to help stop fraying. Care must be taken when opening Velcro at ends. Though not recommended, if sleeve must be cut shorter on-site, hide cut end up inside core, using care and zip tie/tape to help stop fraying.
- Power In-feed does not require access through a duplex location
- New York City Power In-feed comes complete with attachment bracket which is available in any of Inscape's standard paint colors
- The Ceiling Power Pole must be located at the end of a Core, opposite to the data ports, against the end Angled Leg Hip Support
- The Ceiling Power Pole has two pole options that accommodate up to an 11' ceiling (16' power feed whip) and 17' ceiling (22' power feed whip). The option to select no power is also available if the pole is only to be used for data
- Ceiling Power Pole must be specified with "middle" application Core with end option
- A center septum is included in the Ceiling Power Pole

	Part number	List price
 Power In-Feed	<b>RKEFWK-8</b>	\$324

 City of Chicago Bracket (pkg of 2)	<b>RKECHB</b>	\$325
---	---------------	-------

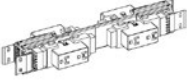

	Part number	Neutral paint/ base price	Accent paint upcharge
 New York City Power In-Feed	<b>RKEFWK-NY-8</b>	\$575	+\$11

	Part number	Neutral paint/ base price	Optional 22' whip	No power option	Accent paint upcharge
 Ceiling Power Pole	<b>RKECFK-8</b>	\$818	+\$642	-\$217	+\$82

## Electrical

### Power Tracks and Jumper Cables


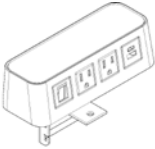
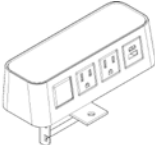
- Power tracks are required to match the width of the core it is being installed in
- Receptacles and Jumper Cables (track to track connectors) are specified separately from Power Tracks
- One size of Jumper Cable works for all surface widths
- Jumper Cables do not connect together nor do they attach to power in-feeds

	Part number	Width	List price
	Power Track		
	<b>RKETP48-8</b>	48"	\$143
	<b>RKETP54-8</b>	54"	\$153
	<b>RKETP60-8</b>	60"	\$155
	<b>RKETP66-8</b>	66"	\$174
	<b>RKETP72-8</b>	72"	\$182
	Jumper Cable		
	<b>RKETC36-8</b>	36"	\$70

# Electrical

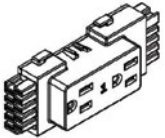
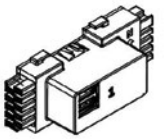
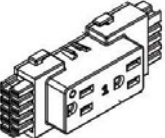
## Power Modules

- Power Modules mount to the back edge of a surface and are accessible by the user above the surface
- Power Modules plug into the duplexes and come in many different configurations with receptacles, USB ports and availability lights
- Modules come in black, white or gray and have colored options for the lid; Black, White, Teal, Red, Purple, Blue, Green, Gray
- USB includes (1) type A jack and (1) type C jack
- Free software download required for availability light option
- Availability light is controlled by user

		Part number	List price
	2 Port Power Module 1 receptacle + 1 USB AC	<b>RKPMOD-1P1U</b>	\$404
	4 Port Power Module 2 receptacles + 1 USB AC + 1 open data port data not provided	<b>RKPMOD-2P1U1O</b>	\$507
	4 Port Power Module 2 receptacles + 1 USB AC + 1 availability light	<b>RKPMOD-2P1U1L</b>	\$802

## Electrical Receptacles

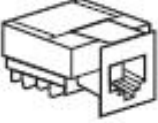
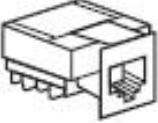
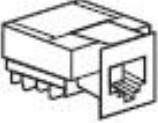




- Standard and Controlled Receptacles are available in the color options of black (default), white and gray.
- White option is a close match to 168 Glacier White and the Gray option is a close match to 290 Aluminum Leaf
- USB Receptacles are available in black option only
- The circuit 3 receptacle requires 2+2 or 3+1 wire designation (“U” in the code signifies 3+1 compatibility)
- Controlled receptacles satisfy California Title 24 and are indicated with a “power mark” which is represented by a circle with a line

	Part number	List price	White	Gray	
	Receptacles	<b>RK2D1-8</b>	\$24	+\$9	+\$9
		<b>RK2D2-8</b>	\$24	+\$9	+\$9
		<b>RK2D3-8</b>	\$24	+\$9	+\$9
		<b>RK2D3U-8</b>	\$24	+\$9	+\$9
		<b>RK2D4-8</b>	\$24	+\$9	+\$9
	USB Receptacles	<b>RK2USB1-8</b>	\$150	—	—
		<b>RK2USB2-8</b>	\$150	—	—
		<b>RK2USB3-8</b>	\$150	—	—
		<b>RK2USB3U-8</b>	\$150	—	—
		<b>RK2USB4-8</b>	\$150	—	—
	Controlled Receptacles	<b>RK2D1-8C</b>	\$28	+\$9	+\$9
		<b>RK2D2-8C</b>	\$28	+\$9	+\$9
		<b>RK2D3-8C</b>	\$28	+\$9	+\$9
		<b>RK2D3U-8C</b>	\$28	+\$9	+\$9
		<b>RK2D4-8C</b>	\$28	+\$9	+\$9

# Electrical

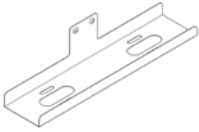
## Data Components

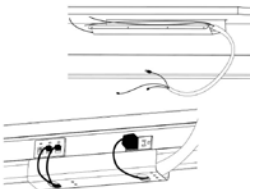
- Data components are available in color options of black (default), white and gray
- White option is a close match to 168 Glacier White and the Gray option is a close match to 290 Aluminum Leaf
- Data cutouts are located on the opposite side from a power in-feed on the core
- Data cutouts are staggered slightly to ease back to back routing in the core
- Fibre Optic components are available in black only

		Part number	List price	White	Gray
	Telephone Jack	<b>RKCRJ11</b>	\$26	+\$6	+\$6
	Category 5A & 5B, RJ45 Jack	<b>RKCABRJ45</b>	\$41	+\$6	+\$6
	Category 6, RJ45 Jack	<b>RKC6ABRJ45</b>	\$80	+\$15	+\$15
	Blank Data Plate Insert	<b>RKCB</b>	\$13	+\$6	+\$6
	Data Communication Plate	<b>RKCDP</b>	\$24	+\$7	+\$7
	Fiber Optic Outlet	<b>RKCFO</b>	\$120	—	—
	Hinged Cover	<b>RKHRC</b>	\$19	+\$9	+\$9

## Electrical Cable Management

- The Cable Management Tray attaches straight to the front rail of the core to accommodate surface cabling and is available in Eco Black paint only
- Height Adjustable Cable Management Tray attaches to the underside of the height adjustable worksurface to accommodate cabling
- The Height Adjustable Cable Management Tray is a combination of a cable management tray with a bracket that attaches a self rolled protective cable sleeve to the core
- The height adjustable tray is only available in Eco Black paint and the bracket is available in any of Inscape's standard paint colors
- The cable sleeve is available in four colors: black, white, beige and gray
- Wire management sleeve is 3' in length
- Mounting hardware is included for both cable management trays

	Part number	Width	List price	
	Cable Management Tray	<b>RKCMT18</b>	18"	\$32

	Part number	Neutral paint/ base price	Accent paint upcharge	
	Height Adjustable Cable Management Tray	<b>RKCMTSL</b>	\$167	+\$17



# RockIt Worksurfaces

**inscape**


work for tomorrow




## Worksurfaces

### Rectangular with Scallop

- When manually specifying worksurface in laminate, add suffix "-S" to the code
- These worksurfaces include a small scallop in the center of the back of the surface for cord drop and monitor arm mount
- Stretcher bar and core mount brackets included
- Stretcher bar is available in Eco Black paint only
- Brackets are available in any of Inscape's standard paint colors
- Depths and widths are nominal
- The wire management gap between the worksurface and the core is 0.562"
- Scallop dimensions are ½"D x 8"W
- Plywood edge option is available
- Cable management trays are ordered separately as needed
- With the exception of the scallop, monitor arms and power modules can be placed anywhere along the back edge of the surface

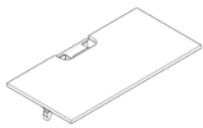
	Part number	Width	Depth	Thickness	Straight edge nuform / laminate / neutral paint/ base price	Nuform select /pattern	Nuform tapered edge	Grade 1 laminate	Grade 2 laminate	Accent paint upcharge
 <p>24"D Rectangular Worksurface with Small Scallop</p>	<b>RKWS2448</b>	48"	24"	1"	\$511	+\$41	+\$20	+\$125	+\$340	+\$40
	<b>RKWS2454</b>	54"	24"	1"	\$563	+\$47	+\$25	+\$141	+\$346	+\$44
	<b>RKWS2460</b>	60"	24"	1"	\$613	+\$50	+\$27	+\$155	+\$360	+\$49
	<b>RKWS2466</b>	66"	24"	1"	\$631	+\$54	+\$29	+\$170	+\$366	+\$53
	<b>RKWS2472</b>	72"	24"	1"	\$716	+\$60	+\$30	+\$187	+\$371	+\$59

 <p>30"D Rectangular Worksurface with Small Scallop</p>	<b>RKWS3048</b>	48"	30"	1"	\$589	+\$50	+\$27	+\$155	+\$385	+\$49
	<b>RKWS3054</b>	54"	30"	1"	\$648	+\$56	+\$28	+\$175	+\$390	+\$55
	<b>RKWS3060</b>	60"	30"	1"	\$711	+\$62	+\$31	+\$194	+\$392	+\$61
	<b>RKWS3066</b>	66"	30"	1"	\$747	+\$66	+\$34	+\$208	+\$397	+\$65
	<b>RKWS3072</b>	72"	30"	1"	\$831	+\$75	+\$36	+\$232	+\$402	+\$73

# Worksurfaces

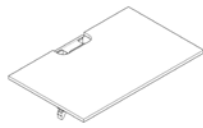
## Rectangular with Cutout

- When manually specifying worksurface in laminate, add suffix "-S" to the code
- Cutout worksurfaces which include electrical access do so via a cutout in the back of the worksurface to allow access to the power and data cutout located directly below
- The cutout in the surface lines up with the locations of electrical access in the core
- Stretcher bar and core mount brackets included
- Stretcher bar is available in Eco Black paint only
- Brackets are available in any of Inscape's standard paint colors
- Depths and widths are nominal
- Monitor arms can be mounted to the left or right of the cutout
- Cable tray with shelf comes with every surface in any of Inscape's standard paint colors
- The wire management gap between the worksurface and the core is 0.562"
- Cutout dimensions are 4"D x 12 – 36"D in 6" increments
- Cable Tray Shelf dimensions are 3¾"D x 12" less than cutout (except for 12" cutouts which use a 5" shelf)
- Plywood edge option is available



24"D Rectangular Worksurface with Cutout

Part number	Width	Depth	Thickness	Straight edge nuform classic/ laminate/ neutral paint/ base price	Nuform select /pattern	Nuform tapered edge	Grade 1 laminate	Grade 2 laminate	Accent paint upcharge
<b>RKWCO2448</b>	48"	24"	1"	\$613	+\$41	+\$20	+\$125	+\$340	+\$40
<b>RKWCO2454</b>	54"	24"	1"	\$675	+\$47	+\$25	+\$141	+\$346	+\$44
<b>RKWCO2460</b>	60"	24"	1"	\$736	+\$50	+\$27	+\$155	+\$360	+\$49
<b>RKWCO2466</b>	66"	24"	1"	\$757	+\$54	+\$29	+\$170	+\$366	+\$53
<b>RKWCO2472</b>	72"	24"	1"	\$860	+\$60	+\$30	+\$187	+\$371	+\$59



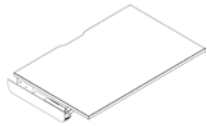
30"D Rectangular Worksurface with Cutout

<b>RKWCO3048</b>	48"	30"	1"	\$706	+\$50	+\$27	+\$155	+\$385	+\$49
<b>RKWCO3054</b>	54"	30"	1"	\$778	+\$56	+\$28	+\$175	+\$390	+\$55
<b>RKWCO3060</b>	60"	30"	1"	\$853	+\$62	+\$31	+\$194	+\$392	+\$61
<b>RKWCO3066</b>	66"	30"	1"	\$897	+\$66	+\$34	+\$208	+\$397	+\$65
<b>RKWCO3072</b>	72"	30"	1"	\$997	+\$75	+\$36	+\$232	+\$402	+\$73

## Worksurfaces

### SkyRockIt Height Adjustable Worksurface

- When manually specifying worksurface in laminate, add suffix "-S" to the code
- The core-mounted pneumatic SkyRockIt Height Adjustable Worksurfaces come fully ready to be installed
- These worksurfaces are integrated with the core and legs
- They include the counterbalance mechanism along with a worksurface and may be switched out for a fixed worksurface at any time
- Base mechanism finish options are: black (close match to Onyx paint finish) or white (close match to Simply White paint finish).
- This manual pneumatic height adjustable table has a lift capacity of max 25 lbs (includes worksurface)
- Height adjustment is 28½" to 40"; a total range of 11½"
- Stretcher bar and core mount brackets included
- Stretcher bar is available in Eco Black paint only
- Brackets are available in any of Inscape's standard paint colors
- Depths and widths are nominal
- Plywood edge option is available
- Can be used in a single sided application
- Surface extends 6" towards the user when raised
- Be aware of accessories on core and hip that will interfere with the function of the raising of surface
- Height Adjustable surfaces have a 1" on all sides to avoid the potential for pinch points when surfaces are raised and lowered
- Optional Height Adjustable Cable Tray can be ordered separately as needed
- SkyRockIt Height Adjustable Worksurface has a scallop on back edge of surface
- Scallop dimensions are ½"D x 8"W



SkyRockIt Height Adjustable Worksurface

Part number	Width	Depth	Thickness	Straight edge nuform classic/ laminate/ neutral paint/ base price	Nuform select/ pattern	Nuform tapered edge	Grade 1 laminate	Grade 2 laminate	Accent paint upcharge
<b>RKHAW3048</b>	48"	30"	1"	\$1797	+\$50	+\$27	+\$155	+\$366	+\$52
<b>RKHAW3060</b>	60"	30"	1"	\$2059	+\$62	+\$31	+\$194	+\$373	+\$64

# RockIt Storage



**inscape**

work for tomorrow

# Storage

## Cargo Storage

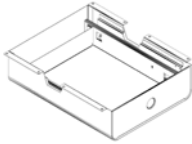
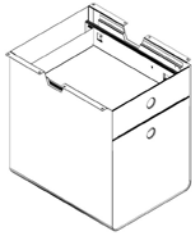
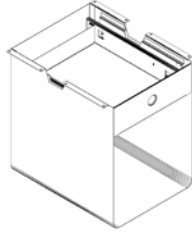
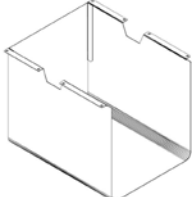
- Taller items in top drawer may interfere with stretcher bar which runs through box drawer
- All Cargo Storage is mounted under-surface
- Drawers and cases are constructed of steel and can be optioned separately in any of Inscape's standard paint colors
- Optional locking for box drawers only

### For all cargo storage:

- For mounting on fixed surfaces only
- Not compatible with height adjustable worksurfaces
- Push to open slides – push circle to open and close (full extension)

### Lock option

Storage drawers come standard with lock. If lock is not required add suffix '/NL' after product number. Deduct \$50 list.

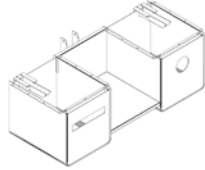
	Part number	Width	Height	Depth	Neutral paint/ base price	Case Accent paint upcharge	Drawers Accent paint upcharge
	Cargo Box <b>RKCRGOBOX</b>	12"	4"	15 ½"	\$338	+\$34	+\$34
	Cargo Box/File <b>RKCRGOBOXFILE</b>	12"	16"	15 ½"	\$695	+\$70	+\$70
	Cargo Box/Open <b>RKCRGOBOXOPN</b>	12"	16"	15 ½"	\$428	+\$70	+\$34
	Cargo Open <b>RKCRGOOPEN</b>	12"	12 ½"	15 ½"	\$227	+\$70	—

# Storage

## Bunker Storage

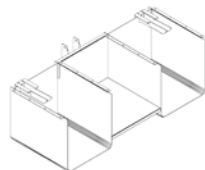
- Extension Surface must be specified separately when using Bunker Storage
- The Waste/Recycling Bunker Storage unit accommodates standard small recycling bins; 14 ¾"D x 11 ¼"W x 7 ½"H or smaller
- A laminate or Nuform finish is selected for the center shelf
- Any of Inscape's standard paint colors are available for use on the case and brackets
- Bin front colors are optioned separately from the case

Part number	Width	Height	Depth	Nuform classic/ laminate/ neutral paint/ base price	Center Shelf			Case	Bins	Brackets
					Nuform select/ pattern	Grade 1 laminate	Grade 2 laminate	Accent paint upcharge	Accent paint upcharge	Accent paint upcharge
<b>RKBUNKWASRECY48</b>	48"	12 ½"	15 ½"	\$1346	+\$135	+\$109	+\$216	+\$135	+\$70	+\$36
<b>RKBUNKWASRECY60</b>	60"	12 ½"	15 ½"	\$1425	+\$143	+\$115	+\$228	+\$143	+\$70	+\$36



Waste/Recycling Bunker Storage

Part number	Width	Height	Depth	Nuform classic/ laminate/ neutral paint/ base price	Center Shelf			Case	Brackets
					Nuform select/ pattern	Grade 1 laminate	Grade 2 laminate	Accent paint upcharge	Accent paint upcharge
<b>RKBUNKOPSHLVS48</b>	48"	12 ½"	15 ½"	\$1101	+\$111	+\$88	+\$177	+\$135	+\$36
<b>RKBUNKOPSHLVS60</b>	60"	12 ½"	15 ½"	\$1179	+\$118	+\$95	+\$189	+\$143	+\$36



Open Shelf Bunker Storage

# Storage

## Mobile Pedestals with Cushion

- Pedestals are constructed of steel and can be optioned in any of Inscape's standard paint colors
- Optional locking for box drawers only
- Cushion included
- Push to open slides – push circle to open and close (full extension)
- For RK1215-BFM5, front three casters are fixed, rear two casters swivel
- Optional PET Soft Landing available on select pedestals (black only)




### Fabric upcharge for mobile (standard) cushion pedestals

Note: To price fabric grade options, add the upcharge (+\$) in the chart below to the base price of the List price (Grade A) column. This will be the total cost for that product.

Grade B/COM	Grade C	Grade D
+\$50	+\$92	+\$130

### Lock option

Storage drawers come standard with lock. If lock is not required add suffix 'NL' after product number. Deduct \$50 list.

	Part number	Width	Height	Depth	Standard cushion grade A/ neutral paint/ base price	PET Soft Landing upcharge	Case		Drawers	
							Accent paint upcharge	Accent paint upcharge	Accent paint upcharge	Accent paint upcharge
 <p>Box/Open Mobile Pedestal with cushion</p>	<b>RK1215-BOM</b>	12"	20 ½"	15 ½"	\$680	-\$100	+\$70		+\$34	
 <p>Box/File Mobile Pedestal with cushion To replace RK1215-BFM</p>	<b>RK1215-BFM5</b>	12"	20 ½"	15 ½"	\$910	-\$100	+\$70		+\$70	
 <p>Replacement Cushion for Mobile Pedestal</p>	<b>RKCUSH1215</b>									Grade A/ base price \$238



# RockIt Accessories

**inscape**

work for tomorrow



## Accessories

### Table-Mounted

- The Table Mounted Privacy Screen attaches to the back of a height adjustable worksurface with screws
- This privacy screen is tackable
- Brackets included with screen are available in any of Inscape's standard paint colors
- Widths are nominal
- Screen is slightly shorter in width than worksurface
- This screen was designed to match the Tackable Fabric Riser



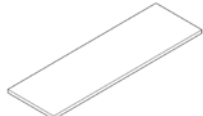
Table Mounted Privacy Screen

Part number	Width	Height	Thickness	Grade A/ neutral paint/ base price	Grade B/ COM	Grade C	Grade D	Accent paint upcharge
<b>RKTBMPS48</b>	48"	16 7/8"	1"	\$557	+\$58	+\$86	+\$200	+\$56
<b>RKTBMPS60</b>	60"	16 7/8"	1"	\$634	+\$63	+\$95	+\$225	+\$64

# Accessories


## Hip-Hung

- When manually specifying worksurface in laminate, add suffix "-S" to the code
- The Extension Surface attaches to the front rail of the Hip by three brackets
- This surface must be specified separately with the bunker storage
- If Bunker storage is needed, the extension surface should be optioned without brackets as storage comes with all brackets needed to connect both the storage and the extension
- Brackets are available in any of Inscape's standard paint colors
- Plywood edge option is available on Extension Surface
- The Accessory Hook mounts to the front rail of the Hip and can be moved along any location of the groove
- Hook is available in any of Inscape's standard paint colours
- The Leg Hip Support Modesty panel is mounted to the Leg Hip and provides modesty below the surface. Sizes are specific to the width of the leg
- The Modesty panel is for end applications only and cannot be used when Bunkers are present. Includes a gasket in structure.
- Modesty Panel is not recommended for use with power pole, due to precise field cutting required
- Bottom of this modesty lines up with the bottom of the Single Sided Modesty Panel
- Extension Surface and Bunker are not compatible with Power Pole




Part number	Width	Depth	Thickness	Straight edge nuform classic/ laminate/ neutral paint/ base price	Nuform select /pattern	Nuform tapered edge	Grade 1 laminate	Grade 2 laminate	Accent paint upcharge
<b>RKWX1548</b>	48"	15"	1"	\$464	+\$41	+\$20	+\$165	+\$436	+\$47
<b>RKWX1560</b>	60"	15"	1"	\$515	+\$50	+\$27	+\$188	+\$452	+\$52

Extension Surface




Part number	Neutral paint/ base price	Accent paint upcharge
<b>RKAHOOK</b>	\$8	+\$2

Accessory Hook



Part number	Width	Height	Thickness	List price
<b>RKLEGMDP24</b>	24"	13 1/2"	1/8"	\$131
<b>RKLEGMDP30</b>	30"	13 1/2"	1/8"	\$249
<b>RKLEGMDP48</b>	48"	13 1/2"	1/8"	\$365
<b>RKLEGMDP60</b>	60"	13 1/2"	1/8"	\$480

PET Leg Hip Support Modesty End Application




Part number	Width	Height	Thickness	Laminate/ base price	Grade 1 laminate	Grade 2 laminate
<b>RKLEGMDLAM24</b>	24"	13 1/2"	1/2"	\$206	+\$58	+\$42
<b>RKLEGMDLAM30</b>	30"	13 1/2"	1/2"	\$321	+\$32	+\$64
<b>RKLEGMDLAM48</b>	48"	13 1/2"	1/2"	\$451	+\$46	+\$90
<b>RKLEGMDLAM60</b>	60"	13 1/2"	1/2"	\$580	+\$58	+\$117

Laminate Leg Hip Support Modesty End Application

## Accessories

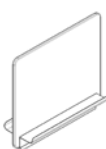
### Groove-Mounted Risers

- Risers mount to both the slot of the core and the hip
  - Riser widths cannot exceed width of the core it's being mounted on
  - One Riser max on single sided hips, two accessories max on double hips and 48 – 54" core, three accessories max on 60 – 72" cores
  - Gasket from core must be removed, cut to smaller 3" lengths on-site and re-installed with PET riser
- PET Riser is compatible with height adjustable worksurfaces
  - Tackable Riser is compatible with height adjustable worksurfaces except when tray is optioned
- Please refer to the accessory allowance section in the Application Guide for size application details.



13 1/2"H PET Riser

Part number	Width	Height	Thickness	List price
<b>RKRISRPET1321</b>	18 1/2"	13 1/2"	3/8"	\$113
<b>RKRISRPET1327</b>	24 1/2"	13 1/2"	3/8"	\$137
<b>RKRISRPET1336</b>	34 1/8"	13 1/2"	3/8"	\$192
<b>RKRISRPET1348</b>	46 1/8"	13 1/2"	3/8"	\$273
Hip and Core mount applications				
<b>RKRISRPET1324</b>	22 1/8"	13 1/2"	3/8"	\$126
<b>RKRISRPET1330</b>	28 1/8"	13 1/2"	3/8"	\$152
<b>RKRISRPET1342</b>	40 1/8"	13 1/2"	3/8"	\$248
<b>RKRISRPET1354</b>	52 1/8"	13 1/2"	3/8"	\$328
<b>RKRISRPET1360</b>	58 1/8"	13 1/2"	3/8"	\$351
<b>RKRISRPET1366</b>	64 1/8"	13 1/2"	3/8"	\$384
<b>RKRISRPET1372</b>	70 1/8"	13 1/2"	3/8"	\$410
Core mount application only				




17"H Tackable Fabric Riser

Part number	Width	Height	Thickness	Grade A/ neutral paint/ base price	Grade B/ COM	Grade C	Grade D	Accent paint upcharge	1 tray option	2 tray option
<b>RKRISRTAC1721</b>	18 1/2"	17"	1/2"	\$366	+\$38	+\$55	+\$85	+\$5	+\$38	+\$75
<b>RKRISRTAC1727</b>	24 1/2"	17"	1/2"	\$438	+\$45	+\$66	+\$111	+\$6	+\$45	+\$89
<b>RKRISRTAC1736</b>	34 1/8"	17"	1/2"	\$487	+\$49	+\$74	+\$150	+\$6	+\$49	+\$97
<b>RKRISRTAC1748</b>	46 1/8"	17"	1/2"	\$573	+\$58	+\$86	+\$200	+\$7	+\$58	+\$116
Hip and Core mount applications										
<b>RKRISRTAC1724</b>	22 1/8"	17"	1/2"	\$432	+\$44	+\$65	+\$100	+\$6	+\$44	+\$87
<b>RKRISRTAC1730</b>	28 1/8"	17"	1/2"	\$454	+\$47	+\$70	+\$125	+\$6	+\$45	+\$88
<b>RKRISRTAC1742</b>	40 1/8"	17"	1/2"	\$528	+\$53	+\$80	+\$176	+\$7	+\$53	+\$106
<b>RKRISRTAC1754</b>	52 1/8"	17"	1/2"	\$629	+\$63	+\$95	+\$225	+\$8	+\$63	+\$126
<b>RKRISRTAC1760</b>	58 1/8"	17"	1/2"	\$699	+\$71	+\$106	+\$250	+\$8	+\$71	+\$141
<b>RKRISRTAC1766</b>	64 1/8"	17"	1/2"	\$739	+\$75	+\$112	+\$274	+\$9	+\$75	+\$148
<b>RKRISRTAC1772</b>	69 1/8"	17"	1/2"	\$788	+\$79	+\$119	+\$299	+\$9	+\$79	+\$158
Core mount application only										

# Accessories

## Groove-Mounted Risers

- Add-On Glazing mounts to both the slot of the core and the hip
  - Add-On Glazing widths cannot exceed width of the core it's being mounted on
  - One Add-On Glazing max on single sided hips, two accessories max on double hips and 48 – 54" core, three accessories max on 60 – 72" cores
  - Compatible with height adjustable worksurfaces
- Please refer to the accessory allowance section in the Application Guide for size application details.



Part number	Width	Height	Thickness	Clear glass/ base price	Etched 1 side	Etched 2 side	Gray	Laminate glass
<b>RKRISRAOG1321</b>	18 1/2"	13 1/2"	1/4"	\$77	+\$60	+\$164	+\$50	—
<b>RKRISRAOG1327</b>	24 1/2"	13 1/2"	1/4"	\$83	+\$70	+\$178	+\$61	+\$176
<b>RKRISRAOG1336</b>	34 1/8"	13 1/2"	1/4"	\$93	+\$83	+\$209	+\$71	+\$219
<b>RKRISRAOG1348</b>	46 1/8"	13 1/2"	1/4"	\$121	+\$105	+\$280	+\$82	+\$290

13 1/2"H Add-On Glazing

Hip and Core mount applications

<b>RKRISRAOG1324</b>	22 1/8"	13 1/2"	1/4"	\$81	+\$62	+\$170	+\$55	—
<b>RKRISRAOG1330</b>	28 1/8"	13 1/2"	1/4"	\$83	+\$78	+\$195	+\$64	+\$181
<b>RKRISRAOG1342</b>	40 1/8"	13 1/2"	1/4"	\$105	+\$93	+\$247	+\$75	+\$257
<b>RKRISRAOG1354</b>	52 1/8"	13 1/2"	1/4"	\$131	+\$121	+\$318	+\$87	+\$328
<b>RKRISRAOG1360</b>	58 1/8"	13 1/2"	1/4"	\$148	+\$131	+\$351	+\$92	+\$361
<b>RKRISRAOG1366</b>	64 1/8"	13 1/2"	1/4"	\$159	+\$148	+\$389	+\$97	+\$399
<b>RKRISRAOG1372</b>	69 1/8"	13 1/2"	1/4"	\$176	+\$159	+\$427	+\$102	+\$427

Core mount application only



17"H Add-On Glazing

<b>RKRISRAOG1721</b>	18 1/2"	17"	1/4"	\$88	+\$68	+\$186	+\$56	—
<b>RKRISRAOG1727</b>	24 1/2"	17"	1/4"	\$95	+\$79	+\$200	+\$70	+\$198
<b>RKRISRAOG1736</b>	34 1/8"	17"	1/4"	\$108	+\$93	+\$235	+\$80	+\$248
<b>RKRISRAOG1748</b>	46 1/8"	17"	1/4"	\$139	+\$118	+\$316	+\$92	+\$328

Hip and Core mount applications

<b>RKRISRAOG1724</b>	22 1/8"	17"	1/4"	\$93	+\$71	+\$192	+\$62	+\$170
<b>RKRISRAOG1730</b>	28 1/8"	17"	1/4"	\$103	+\$88	+\$221	+\$73	+\$204
<b>RKRISRAOG1742</b>	40 1/8"	17"	1/4"	\$120	+\$106	+\$279	+\$84	+\$290
<b>RKRISRAOG1754</b>	52 1/8"	17"	1/4"	\$151	+\$136	+\$359	+\$98	+\$370
<b>RKRISRAOG1760</b>	58 1/8"	17"	1/4"	\$170	+\$149	+\$396	+\$105	+\$408
<b>RKRISRAOG1766</b>	64 1/8"	17"	1/4"	\$183	+\$167	+\$439	+\$110	+\$452
<b>RKRISRAOG1772</b>	69 1/8"	17"	1/4"	\$201	+\$180	+\$483	+\$116	+\$483

Core mount application only

## Accessories

### Groove-Mounted Risers

- Risers mount to both the slot of the core and the hip
- Riser widths cannot exceed width of the core it's being mounted on
- One Riser max on single sided hips, two accessories max on double hips and 48 – 54" core, three accessories max on 60 – 72" cores
- Compatible with height adjustable worksurfaces

Please refer to the accessory allowance section in the Application Guide for size application details.



17"H Laminate Riser

Part number	Width	Height	Thickness	Laminate/ base price	Grade 1 laminate	Grade 2 laminate
<b>RKRISRLAM1721</b>	18 1/2"	17"	1/2"	\$244	+\$25	+\$49
<b>RKRISRLAM1727</b>	24 1/2"	17"	1/2"	\$290	+\$29	+\$58
<b>RKRISRLAM1736</b>	34 1/8"	17"	1/2"	\$384	+\$39	+\$77
<b>RKRISRLAM1748</b>	46 1/8"	17"	1/2"	\$493	+\$50	+\$99

Hip and Core mount applications

<b>RKRISRLAM1724</b>	22 1/8"	17"	1/2"	\$273	+\$28	+\$55
<b>RKRISRLAM1730</b>	28 1/8"	17"	1/2"	\$300	+\$30	+\$60
<b>RKRISRLAM1742</b>	40 1/8"	17"	1/2"	\$449	+\$46	+\$90
<b>RKRISRLAM1754</b>	52 1/8"	17"	1/2"	\$520	+\$52	+\$105
<b>RKRISRLAM1760</b>	58 1/8"	17"	1/2"	\$546	+\$55	+\$110
<b>RKRISRLAM1766</b>	64 1/8"	17"	1/2"	\$602	+\$60	+\$121
<b>RKRISRLAM1772</b>	69 1/8"	17"	1/2"	\$645	+\$65	+\$129

Core mount application only

# Accessories


## Groove-Mounted Trays

- Launch Pad trays are steel constructed and available in any of Inscape's standard paint colors
- Low Wall Launch Pad widths cannot exceed width of core it is being mounted on
- Upmount Bulkhead is constructed of steel (casing) and laminate (top and divider) construction with optional two PET tackboards or two whiteboards (cannot combine) for reverse sides of openings and are available in a back-to-back configuration only
- Upmount Mini Bulkhead is constructed of steel (casing) and laminate (top and divider) construction and are available in a back-to-back (middle) or single sided (end) configurations
- Upmount Mini Bulkhead widths cannot exceed width of the spine it is being mounted on

### For all groove mounted accessory trays:

- All groove mounted accessory trays can be moved by the user
- One accessory max on single sided hips, two accessories max on double hips and 48 – 54" core, three accessories max on 60 – 72" cores
- Cannot be used where front slot trays are present
- Not compatible with height adjustable worksurfaces

Please refer to the accessory allowance section in the Application Guide for size application details.

	Part number	Width	Height	Depth	Neutral paint/ base price	Accent paint upcharge	
	Low Wall Launch Pad						
	<b>RKGMPADLW18</b>	18"	1 1/2"	8"	\$176	+\$18	
	<b>RKGMPADLW36</b>	34 1/8"	1 1/2"	8"	\$235	+\$24	
	Hip and Core mount applications						
	<b>RKGMPADLW30</b>	28 1/8"	1 1/2"	8"	\$219	+\$22	
	<b>RKGMPADLW48</b>	46 1/8"	1 1/2"	8"	\$249	+\$25	
	<b>RKGMPADLW60</b>	58 1/8"	1 1/2"	8"	\$273	+\$28	
Core mount application only							

	Part number	Width	Height	Depth	Neutral paint/ base price	Accent paint upcharge
	High Wall Launch Pad					
	<b>RKGMPADHW18</b>	18"	5"	8"	\$211	+\$21
Hip and Core mount applications						

Part number	Width	Height	Depth	Laminate/ neutral paint/ base price	For Top		For Divider		Optional white- boards	Optional tackboards	Accent paint upcharge
					Grade 1 laminate	Grade 2 laminate	Grade 1 laminate	Grade 2 laminate			
<b>RKBULK30</b>	28 1/8"	13 1/2"	8"	\$1098	+\$55	+\$111	+\$55	+\$111	+\$98	+\$258	+\$111
<b>RKBULK36</b>	34 1/8"	13 1/2"	8"	\$1223	+\$61	+\$123	+\$61	+\$123	+\$103	+\$279	+\$123
<b>RKBULK48</b>	46 1/8"	13 1/2"	8"	\$1349	+\$67	+\$135	+\$67	+\$135	+\$109	+\$299	+\$135
<b>RKBULK60</b>	58 1/8"	13 1/2"	8"	\$1474	+\$75	+\$148	+\$75	+\$148	+\$114	+\$320	+\$148
Core mount application only											

RockIt Upmount Bulkhead

## Accessories

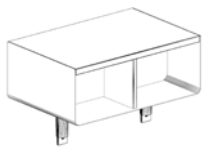
### Groove-Mounted Trays

- Upmount Mini Bulkhead is constructed of steel (casing) and laminate (top and divider) construction and are available in a back-to-back (middle) or single sided (end) configurations
- Upmount Mini Bulkhead widths cannot exceed width of the core it's being mounted on
- Upmount Planters are steel constructed and available in any of Inscape's standard paint colors with a black plastic insert included
- Upmount Planter widths cannot exceed width of the core it's being mounted on
- Upmount Planter can only be used with height adjustable worksurfaces on the core, NOT hip

#### For all groove mounted accessory trays:

- All groove mounted accessory trays can be moved by the user
- One accessory max on single sided hips, two accessories max on double hips and 48 – 54" core, three accessories max on 60 – 72" cores
- Cannot be used where front slot trays are present
- Not compatible with height adjustable worksurfaces

Please refer to the accessory allowance section in the Application Guide for size application details.




RockIt Upmount Mini Bulkhead Middle Unit illustrated

Part number	Width	Height	Depth	Laminate/ neutral paint/ base price	For Top		For Divider		Accent paint upcharge
					Grade 1 laminate	Grade 2 laminate	Grade 1 laminate	Grade 2 laminate	
<b>RKMNIBULK18</b>	16 1/8"	6"	12"	\$823	+\$42	+\$83	+\$42	+\$83	+\$83
<b>RKMNIBULK36</b>	34 1/8"	6"	12"	\$1106	+\$56	+\$111	+\$56	+\$111	+\$111
<b>RKMNIBULK48</b>	46 1/8"	6"	12"	\$1238	+\$62	+\$124	+\$62	+\$124	+\$124

Hip and Core mount applications

<b>RKMNIBULK30</b>	28 1/8"	6"	12"	\$975	+\$49	+\$98	+\$49	+\$98	+\$98
--------------------	---------	----	-----	-------	-------	-------	-------	-------	-------

Core mount application only



RockIt Upmount Planter

Part number	Width	Height	Depth	Neutral paint/ base price	Accent paint upcharge
<b>RKPLNT36</b>	34.7"	10 1/8"	4 3/4"	\$457	+\$46
<b>RKPLNT48</b>	46.7"	10 1/8"	4 3/4"	\$547	+\$55
Hip and Core mount applications					
<b>RKPLNT30</b>	28.7"	10 1/8"	4 3/4"	\$366	+\$38
<b>RKPLNT60</b>	58.7"	10 1/8"	4 3/4"	\$640	+\$64

Core mount application only

# Accessories

## Core Front Rail Mount

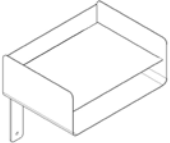


**For all core front rail accessories:**

- Specific positions for mounting due to work surface brackets and power access; on the left or right side of the surface
- Middle location is possible only on scalloped worksurfaces 60" or wider
- Two accessories max on 48 – 54" core, three accessories max on 60 – 72" cores
- Not compatible with height adjustable worksurfaces

- All core front rail accessories can not be moved by the user
- Core front rail mount accessories are steel constructed and available in any of Inscape's standard paint colors

**\*\*338 Dark Bronze is not recommend for use on the Stacker Launch Pad. Please select any of the other Inscape standard paint colors. If 338 Dark Bronze must be specified, a waiver must be signed and returned. Please contact your regional Sales Resource Team member for details.**

Please refer to the accessory allowance section in the Application Guide for size application details.

	Part number	Width	Height	Depth	Neutral paint/ base price	Accent paint upcharge	
	Stacker Launch Pad**	<b>RKRAILPADSTKR13**</b>	12 ½"	5"	9 ¼"	\$247	+\$25
	Low Wall Launch Pad	<b>RKRAILPADLW18</b>	18"	—	5"	\$182	+\$19
	High Wall Launch Pad	<b>RKRAILPADHW18</b>	18"	—	9"	\$188	+\$19

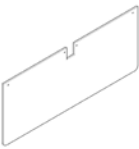


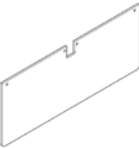
## Accessories

### Modesty Panels

- Modesty Panel is partial height and mounts to the core
- Bottom of this modesty lines up with the bottom of the Leg Hip Support Modesty

Please refer to the accessory allowance section in the Application Guide for size application details.

	Part number	Width	Height	List price
	PET Modesty Panel			
	<b>RKSSMODPNLPT48</b>	48"	13 ½"	\$286
	<b>RKSSMODPNLPT54</b>	54"	13 ½"	\$422
	<b>RKSSMODPNLPT60</b>	60"	13 ½"	\$559
	<b>RKSSMODPNLPT66</b>	66"	13 ½"	\$695
	<b>RKSSMODPNLPT72</b>	72"	13 ½"	\$832

	Part number	Width	Height	Laminate/ base price	Grade 1 laminate	Grade 2 laminate
	Laminate Modesty Panel					
	<b>RKSSMODPNLLM48</b>	48"	13 ½"	\$384	+\$39	+\$77
	<b>RKSSMODPNLLM54</b>	54"	13 ½"	\$431	+\$44	+\$87
	<b>RKSSMODPNLLM60</b>	60"	13 ½"	\$478	+\$48	+\$96
	<b>RKSSMODPNLLM66</b>	66"	13 ½"	\$525	+\$53	+\$106
	<b>RKSSMODPNLLM72</b>	72"	13 ½"	\$572	+\$58	+\$115

# RockIt Finishes



**inscape**

work for tomorrow

Worksurfaces are available in Nuform Classic, Nuform Select and laminate.

**Nuform**

Nuform is a thermofoil sheet that is continuously bonded to an MDF substrate. The sheet is surface-coated with a scratch resistant film. The underside of the worksurface is finished with low-pressure melamine. Nuform worksurfaces have optional pencil groove. No edge banding is required with Nuform because of its unique design, which wraps the foil to the underside of the worksurface. This eliminates the need for edge banding. Nuform is also available on tiles (ensure the application is reviewed for rules).

**Nuform Classic**

Colorways	Product code
Sandstone	F123
Frosty White	F127
Designer White	F129
Calm Grey	F131
Pitch Black	F132
Honey Brown	F09
Espresso	F38
Swiss Elm	F40
Blonde Maple	F42
Barn Board	F43

**Nuform Select**

Colorways	Product code
Rustic Plank	F45
English Walnut	F46
Natural Plywood	F47
Nordic Ash	F48
Ink Thread	F49
Rose Gold Thread	F50
Copper Thread	F51
Fossil Slab	F52
Pearl Slab	F53
Stark Slab	F54
Alabaster Sandstone	F55
Aurora Marble	F56
Pure Oak	F57
Holland Hickory	F58
Essential Oak	F59

**Laminate**

Laminate is bonded to 1" thick particleboard. The underside of the worksurface is finished with a wood-fiber veneer backer. Worksurfaces specified with a laminate finish include a 2mm edge banding in a coordinating color. Plastic laminate tops do not have optional pencil groove.

Standard HPL laminate finishes are prefixed with 'LCC/L1C' and standard low laminate storage LPL finishes are prefixed with 'MCC'.

**Laminate**

Colorways	Product code	Edge color
Wild Cherry	LCC01	Rustic Cherry
Maple	LCC02	Fusion Maple
White	LCC07	Designer White
Pumice	LCC08	Beige
Antique White	LCC09	Warm White
Gray	LCC12/ MCC009	Folk Stone
Madagascar	LCC14	Madagascar
Asian Sand	LCC15	Asian Sand
River Cherry	LCC16	River Cherry
Wenge	LCC17	Wenge
Elegant White	LCC19	Frosty White
Neowalnut	LCC23	Neowalnut
Mangalore Mango	LCC29	Mangalore Mango
Pearwood	LCC30	Pearwood
Black	LCC33/ MCC012	Black
Walnut Heights	LCC35	Walnut Heights
Studio Teak	LCC36	Studio Teak
Slate Gray	LCC41	Slate Gray
Raven	LCC42	Raven
Dalia	LCC43/ MCC007	Dalia
Mimosa	LCC44/ MCC008	Mimosa
Inspiration	LCC45/ MCC010	Inspiration
Nova White	LCC46/ MCC001	Designer White
Storm	LCC47/ MCC011	Storm
White Lace	LCC48/ MCC013	White Lace
Chill	LCC49/ MCC014	Chill
Haze	LCC51/ MCC016	Haze
Dover White	LCC52	Dover White
Graphite	LCC53	Graphite

**LCC-18 is available but is reserved for existing customers due to its different edge banding.**

**Grade 1 Laminate**

Colorways	Product code	Edge color
Elegant White	L1C001	Plywood
Black	L1C002	Plywood
Slate Gray	L1C003	Plywood
Raven	L1C004	Plywood
White Ash	L1C005	White Ash
Weathered Ash	L1C006	Weathered Ash
Finnish Oak	L1C007	Finnish Oak
Fawn Cypress	L1C008	Fawn Cypress

**Grade 2 Laminate**

Colorways	Product code	Edge color
Natural Grain	L2C001	Natural Grain

---

**Wood Legs**

These legs are available on the Angled Leg Hip Support.

Colorways	Product code
Clear Oak	CLROAK
Black Oak	BLKOAK
Clear Maple	CLRMPL

---

**Glass**

Colorways	Product code
Clear	CL
Etched 1 Side	ET1
Etched 2 Sides	ET2
Gray	GRY
Laminate Glass	LG01

**Paint**

**Paint Code Matrix**

The following prefixes will be referenced on order acknowledgments:

<b>E</b>	indicates standard paint on all filing and storage items
<b>ET</b>	indicates standard textured paint on all filing and storage items, a 10% upcharge is applicable to the net value of the product
<b>EA</b>	indicates standard accent paint on all filing and storage items
<b>P</b>	indicates standard paint on all other items
<b>PT</b>	indicates standard textured paint on all other items, a 10% upcharge is applicable to the net value of the product
<b>PA</b>	indicates standard accent paint on all other items

**Standard colors**

We love color! At Inscape we are not afraid of color, we embrace it.

We offer 64 neutral colors and 32 stunning accent colors. Find the perfect color to match your personality.

**Custom (non-standard) colors**

Inscape offers colors matched to a customer's specification when possible. This matching is done through a database of over 3,000 existing color formulas or the development of a new custom color. A \$300 net fee applies for each custom color. In addition, Custom Premium colors (bright whites and bright colors; textured paints; and reflection paints that use mica, aluminum or special chemical to create their reflective properties) will be subject to a 10% upcharge to the net value of the product.

**Multi-color cabinets**

For multi-color cabinets where the case is one color and the drawer fronts are a second color, a \$250 net fee applies per color. (Tie bars and reference shelves will be painted the same color as the case.). This charge is applicable for multi-color applications using Neutral, Accent or Custom paints. If using an Accent paint on a Multi-color cabinet, the standard Accent paint upcharge for the unit will also be applicable.

**Textured Colors**

●	Available
---	-----------

○	Unavailable
---	-------------

**Neutral Paint Collection**

Name	Color code	Textured colors
Bisque	004	●
Chinook	010	○
Onyx	013	●
Frost	022	●
Arctic	023	●
Champagne	024	●
Titanium	052	●
Mushroom	055	○
Krypton Reflections	063	●
Cinder Reflections	066	●
Soapstone	112	●
Warm White	121	●
Mist	122	○
Sandstone	123	●
Light Taupe	124	●
Medium Gray	126	●
Nickel Reflections	127	●
Slate Reflections	128	●
Quartz	160	○
Glacier White	168	○
Charcoal Gray	205	●
Pebble Gray	217	●
Deep White	223	●
Mocha	255	○
Latte	274	○
Juniper Reflections	281	○
Quicksilver Reflections	282	○
Sunstone Reflections	284	●
Aluminum Leaf	290	●
Sasha	300	○
Elson	301	○
Shade	302	○
Anonymous	303	○
Urban	304	○
Dorian	305	○
Dover	306	○
Jubilee	307	○
Softer Tan	308	○
Storm Cloud	309	○

Rice Grain	310	○
Ramie	311	○
Favorite Tan	312	○
High Tea	314	○
Stone Reflections	315	○
Dovetail Reflections	316	○
Yorkshire	317	○
Coriander	318	○
Snowcap	319	○
Salem	320	○
Burnt Sierra	321	○
Drizzle	322	○
Scroll	323	○
Cumin	324	○
Seagull	325	○
Smoke	326	○
Gunpowder Blue	327	○
Starlight Silver	329	○
Martini Reflections	330	○
Laminate White	332	○
Steel Wool	334	○
Kettle Black	335	○
White Velvet	336	○
Simply White	337	○
Dark Bronze **	338	○

**\*\*Due to the semi-transparent nature of clear coat paint finish, the substrate material, as well as markings from the manufacturing processes, may be visible through the finish. For warranty information, please refer to the Inscape North American warranty on [myinscape.com](http://myinscape.com)**

**\*\*338 Dark Bronze is not recommend for use on the Stacker Launch Pad. Please select any of the other Inscape standard paint colors. If 338 Dark Bronze must be specified, a waiver must be signed and returned. Please contact your regional Sales Resource Team member for details.**

# Finishes

## Paint

### Accent Paint Collection

Standard colors are prefixed with a 'A'

Name	Color code
Peony	A339
Lilac	A340
Amethyst	A341
Mulberry	A342
Plum	A343
Citrine	A344
Canary	A345
Lotus	A346
Monarch	A347
Coral	A348
Amaryllis	A349
Apricot	A350
Cantaloupe	A351
Poppy	A352
Caliche	A353
Obsidian	A354
Dahlia	A355
Honeydew	A356
Sage	A357
Hummingbird	A358
Spring	A359
Marimo	A360
Fern	A361
Azure	A362
Wave	A363
Lapis Blue	A364
Atoll	A365
Papillon	A366
Lagoon	A367
Night Sky	A368
Aqua	A369
Inscape Teal	A370



---

**PET for Risers**

Colorways	Product code
Pure Black	PET01
Charcoal Cray	PET02
Silver Gray	PET03

---

**PET for Mobile Pedestal Soft Landing**

Colorways	Product code
Black	PETS01

## Finishes Fabric Collection

- Open House is an upholstery version of our graded Anchorage panel fabric. You can color match with your panel tile selection by choosing the 'same name' color from the Open House collection
- CAL 133 – there is a \$30 unit net upcharge for CAL 133 fire retardant treatment on mobile pedestal cushions
- COL 'Customers' Own Leather – COL is available and will be quoted on a per order basis
- Contrasting Top Stitching – 'White' contrasting top stitching is available at 'no upcharge'. Please specify at time of order placement

### Grade A

#### Open House

Pattern	Product code
Green Apple	U1400
Red Delicious	U1401
Onyx	U1402
Slate	U1403
Amber	U1404
Willow	U1405
Straw	U1406
Angora	U1407
Green Olive	U1412
Goose	U1413
Cumin	U1414
Deep Water	U1415
Quarry Blue	U1416
Midnight	U1417
Sunshine	U1419
Asteroid	U1421
Coffee Bean	U1425
Geranium	U1426
Thistle	U1427
Fossil	U1431
Lapis	U1432
Vanilla	U1434
Pumpkin	U1435
Wolf	U1436
Birch	UC2086
Eucalypt	UC2088
Graphite	UC2090
Cobalt	UC2091
Mulberry	UC2092
Pineneedle	UC2095
Aubergine	UC2096

#### Punch Card

Pattern	Product code
Alabaster	U2060
Carbon	U2061
Putty	U2062
Silver Lining	U2063
Crisp	U2064
Sky	U2065
Crimson	U2066
Orange	U2067
Navy	U2068
Cadet	U2069
Burgundy	U2070
Peat	U2071
Abys	U2072

#### Pebble

Pattern	Product code
Sindari	U1535
Nice	U1536
Waikiki	U1537
Siesta	U1538
South Beach	U1539
Schoolhouse	U1540
Mabua	U1541
Langkawi	U1542
Tenerife	U1543
Cape Cod	U1544
Maybay	U1545
Surfers Paradise	U1546
Negril	U1547
Papakolea	U1548
Chesil	U1549
Red Beach	U1550
Copacabana	U1551

#### Vivid

Pattern	Product code
Soapstone	U4050
Mocha	U4051
Cocoa	U4052
Citrus	U4053
Chamois	U4054
Crimson	U4055
Holly	U4056
Ultramarine	U4057
Blue Jay	U4058
Quince	U4059
Parrot	U4060
Hunter	U4061
Mulberry	U4062
Grape	U4063
Blood Orange	U4064
Pumice	U4065
Concrete	U4066
Onyx	U4067

#### Proverb

Pattern	Product code
Anchor	U1740
Armor	U1741
Basalt	U1742
Buff	U1743
Cinder	U1744
Crystal	U1745
Linen	U1746
Mist	U1747
Oyster	U1748
Rye	U1749
Steel	U1750
Storm	U1751

**Grade A**

**Quattro**

Pattern	Product code
Chalk	U1889
Deep Crimson	U1890
Golden Orange	U1891
Granite	U1892
Hibiscus	U1893
Honeycomb	U1894
Khaki	U1895
Laguna	U1896
Leaf	U1897
Mallard	U1898
Mercury	U1899
Midnight Blue	U1900
Pumice	U1901
Skyway	U1902
Spring Green	U1903
Umber	U1904
Wheat	U1905
Onyx	U4067

**Cross Check**

Pattern	Product code
Biscuit	U1552
Blue Ribbon	U1553
Bottle	U1554
Dove	U1555
Evergreen	U1556
Imperial	U1557
Lime	U1558
Marine	U1559
Otter	U1560
Paradise	U1561
Peacock	U1562
Platinum	U1563
Plumberry	U1564
Red Baron	U1565
Slate Black	U1566
Stone	U1567
Sunshine	U1568
Taupe	U1569
Vermillion	U1570

**Glint**

Pattern	Product code
Barley	U1658
Caspian	U1659
Column	U1660
Gobi	U1661
Gypsum	U1662
Note	U1663
Pearl	U1664
Pumice	U1665
Relic	U1666
Rune	U1667
Serene	U1668
Shale	U1669
Sisal	U1670
Turret	U1671
Vera	U1672

**Script**

Pattern	Product code
Almond	U1752
Charcoal	U1753
Feldspar	U1754
Flint	U1755
Nectar	U1756
Patina	U1757
Pebble	U1758
Sand	U1759
Shadow	U1760
Slate	U1761
Sterling	U1762
Taupe	U1763
Zinc	U1764

**Millennium**

Pattern	Product code
Aglow	U1628
Amber	U1629
Anchor	U1630
Cascade	U1631
Cavern	U1632
Cerise	U1633
Clean	U1634
Coastal	U1635
Copper	U1636
Crisp	U1637
Electric	U1638
Geode	U1639
Lush	U1640
Mocha	U1641
Monument	U1642
Nector	U1643
Onyx	U1644
Orchid	U1645
Peridot	U1646
Plateau	U1647
Pool	U1648
Pyrite	U1649
Safari	U1650
Sapphire	U1651
Spark	U1652
Steel	U1653
Tanzanite	U1654
Thrill	U1655
Voyage	U1656
Zinc	U1657

# Finishes

## Fabric Collection

### Grade A

#### BeeHave

Pattern	Product code
Azure	U1825
Black	U1826
Carnelian	U1827
Clementine	U1828
Concord	U1829
Currant	U1830
Gris	U1831
Java	U1832
Lapis	U1833
Lemon	U1834
Pear	U1835
Pine	U1836
Plum	U1837
Slate	U1838

#### Odyssey

Pattern	Product code
Alloy	U1765
Amp	U1766
Breeze	U1767
Captain	U1768
Carbon	U1769
Cedar	U1770
Craft	U1771
Cruise	U1772
Dijon	U1773
Eggplant	U1774
Emerald	U1775
Fossil	U1776
Ink	U1777
Inlet	U1778
Iris	U1779
Kiss	U1780
Linen	U1781
Lively	U1782
Maritime	U1783
Nettle	U1784
Oliver	U1785
Opaque	U1786
Primary	U1787
Roast	U1788
Rue	U1789
Sangria	U1790
Skim	U1791
Smith	U1792
Tinge	U1793
Western	U1794

#### Tradition

Pattern	Product code
Ash	U1795
Branch	U1796
Class	U1797
Distant	U1798
Flirt	U1799
Fronc	U1800
Grain	U1801
Hedge	U1802
Hidden	U1803
Isle	U1804
Jazz	U1805
Kelly	U1806
Latte	U1807
Malbec	U1808
Miller	U1809
Mist	U1810
Peel	U1811
Plated	U1812
Regal	U1813
Sly	U1814
Soar	U1815
Soy	U1816
Spiced	U1817
Sprout	U1818
Sterling	U1819
Sun	U1820
Tango	U1821
Theater	U1822
Wash	U1823
Weld	U1824

#### Cadence

Pattern	Product code
Citrine	U1863
Coral	U1864
Garnet	U1865
Jade	U1866
Jet	U1867
Lapis	U1868
Opal	U1869
Pearl	U1870
Peridot	U1871
Quartz	U1872
Ruby	U1873
Sapphire	U1874
Topaz	U1875
Turquoise	U1876

**Grade A**

**Optic**

Pattern	Product code
Ash	U1907
Brown Bear	U1908
Coal	U1909
Elephant	U1910
Fieldstone	U1911
Green Apple	U1912
Mulberry	U1913
Mushroom	U1914
Ocean	U1916
Red	U1917
Springtime	U1918
Sunrise	U1919
Tangerine	U1920
Yale	U1921

**Prism**

Pattern	Product code
Alabaster	U1690
Asparagus	U1691
Café Au Lait	U1692
Caramel	U1693
Caribbean	U1694
Cerulean	U1695
Charcoal	U1696
Claret	U1697
Clay	U1698
Clementine	U1699
Cornflower	U1700
Dove	U1701
Espresso	U1702
Indigo	U1703
Kale	U1704
Lipstick	U1705
Mocha	U1706
Olive	U1707
Onyx	U1708
Plum	U1709
Raisin	U1710
Stone	U1711
Tomato	U1712
Topaz	U1713
Zinc	U1714

**Intuition**

Pattern	Product code
Admiral	U1849
Bisque	U1850
Charcoal	U1851
Coral	U1852
Hickory	U1853
Honey	U1854
Ochre	U1855
Peacock	U1856
Platinum	U1857
Sage	U1858
Sand	U1859
Scarlet	U1860
Slate	U1861
Viridian	U1862

**Fedora**

Pattern	Product code
Aegean	U1583
Aquamarine	U1584
Bitumen	U1585
Cactus	U1586
Charcoal	U1587
Citron	U1588
Dapper	U1589
Dew	U1590
Espresso	U1591
Eucalyptus	U1592
Fawn	U1593
Indigo	U1594
Light Gray	U1595
Midnight	U1596
Mink	U1597
Opal	U1598
Persimmon	U1599
Pewter	U1600
Plumberry	U1601
Purple	U1602
Ruby	U1603
Tangelo	U1604
Tomato	U1605
Topaz	U1606
Winter	U1607

**Ranchero**

Pattern	Product code
Basil	U1922
Black	U1923
Brandy	U1924
Chocolate	U1925
Driftwood	U1926
Ecru	U1927
Greige	U1928
Lipstick	U1929
Navy	U1930
Nickel	U1931
Sapphire	U1932
Sepia	U1933
Slate	U1934
Thunder	U1935

# Finishes

## Fabric Collection

### Grade A

#### Florentino

Pattern	Product code
Bark	U1936
Basil	U1937
Biscuit	U1938
Bluejay	U1939
Caramel	U1940
Chili	U1941
Cream	U1942
Dijon	U1943
Dove	U1944
Fern	U1945
Jet	U1946
Jonquil	U1947
Khaki	U1948
Latte	U1949
Lipstick	U1950
Mango	U1951
Marine	U1952
Mocha	U1953
Mushroom	U1954
Plum	U1955
Sable	U1956
Sapphire	U1957
Scarlet	U1958
Sepia	U1959
Slate	U1960
Turquoise	U1961
Willow	U1962

#### Key Largo

Pattern	Product code
Aegean	U1968
Cayenne	U1969
Chocolate	U1970
Crimson	U1971
Ebony	U1972
Gold Coast	U1973
Graphite	U1974
Jonquil	U1975
Jungle	U1976
Khaki	U1977
Nassau	U1978
Palm	U1979
Parchment	U1980
Pear	U1981
Quarry	U1982
Raspberry	U1983
Sand	U1984
Sandstone	U1985
Tangerine	U1986
Toast	U1987
Ultramarine	U1988
Wheat	U1989

**Grade B**

**Crossweave**

Pattern	Product code
Flax	UW1101
Antelope	UW1102
Mountain	UW1103
Straw	UW1104
Cantaloupe	UW1105
Tangelo	UW1106
Shiraz	UW1107
Flower	UW1108
Alfalfa	UW1109
Parsley	UW1110
Freshwater	UW1111
Lake	UW1112
Atlantic	UW1113
Soapstone	UW1114
Penguin	UW1115
Seal	UW1116

**Hem Stitch**

Pattern	Product code
Crème	UW2001
Antelope	UW2002
Husk	UW2003
Island	UW2005
Summer	UW2006
Dark Sky	UW2007
Chartreuse	UW2008
Leaf	UW2009
Tangerine	UW2010
Campfire	UW2011
Dove	UW2012
Walrus	UW2014

**Tweed Multi**

Pattern	Product code
Taupe	UW1001
Tan	UW1002
Dark Taupe	UW1003
Yellow	UW1004
Pink	UW1005
Flame	UW1006
Medium Blue	UW1007
Turquoise	UW1008
Dark Blue	UW1009
Green	UW1010
Orange	UW1011
Light Gray	UW1012
Medium Gray	UW1013

**Quadrille**

Pattern	Product code
Fair	UC1001
Cabaret	UC1002
Gambol	UC1003
Leisure	UC1004
Regalia	UC1005
Spring	UC1006
Zest	UC1007
Fiesta	UC1008
Carnival	UC1009
Spree	UC1010
Jubilee	UC1011
Opus	UC1012
Masquerade	UC1013
Soiree	UC1014
Revelry	UC1015
Escapade	UC1016
Shenanigan	UC1017

**Evoke**

Pattern	Product code
Breeze	U1877
Cerise	U1878
Flax	U1879
Graphite	U1880
Gray Mist	U1881
Iris	U1882
Mahogany	U1883
Natural	U1884
Noir	U1885
Pacific	U1886
Pear	U1887
Terracotta	U1888

# Finishes

## Fabric Collection

---

### Grade C

#### Boucle Two-Tone

Pattern	Product code
Crème	UW3001
Mocha	UW3002
Dark Taupe	UW3003
Dark Brown	UW3004
Yellow	UW3005
Fuchsia	UW3006
Shiraz	UW3007
Lake	UW3008
Cornflower	UW3009
Sapphire	UW3010
Snap Pea	UW3011
Conifer	UW3012
Flame	UW3013
Storm	UW3014
Charcoal	UW3015

---

### Grade D

#### Tiny Herringbone

Pattern	Product code
Tan	UW4201
Brown	UW4202
Blue Green	UW4203
Blue	UW4204
Medium Gray	UW4205
Dark Charcoal	UW4206



**Left blank intentionally.**



# RockIt Care & Maintenance

**inscape**

work for tomorrow

The following information provides general guidelines for cleaning and maintaining Inscape products including: Worksurfaces, Screens, Storage and Accessories.

### Nuform

Nuform surfaces are manufactured by thermoforming a polymer sheet around an MDF substrate. The polymer sheet is surface-coated with a scratch resistant film.

- For general cleaning, use warm soapy water or a mild, non-abrasive household cleanser such as "Vim" or "Windex"
- Tougher stains, such as ink, may be removed with methyl hydrate
- Do not use abrasive cleansers or highly solvent based chemicals such as gasoline, acetone or toluene as they may scratch or affect the surface appearance
- Do not place hot appliances directly on Nuform surfaces
- Although Nuform is scratch resistant, avoid dragging sharp objects across the surface
- Light scratches may be buffed from the foil surface by using a 400-600 grit wet sandpaper under light hand pressure in circular motions or by using a 3M Scotch Brite Pad (green color only) under light hand pressure in circular motions. Note: Under no circumstances should power buffing tools be used
- Chips and deep scratches may be repaired by a professional touch-up service. Minor imperfections should be addressed immediately as neglect can result in more serious problems that could void the warranty
- Optimal storage temperature range for Nuform surfaces is 41°F to 86°F

### Laminate

High pressure laminate is available for use on surfaces and accessories and is laminated to particleboard and includes a color coordinated edge banding.

- Dust off laminated surfaces prior to cleaning
- For general cleaning, use a damp cloth with warm soapy water or a mild, non-abrasive household cleanser such as "Vim" or "Windex". Remember to wipe the surface with the grain using a dry soft cloth
- In addition, laminate storage may also be cleaned with "Glass Plus", "Dawn", "Pledge", or "Mr. Clean"
- An eraser may assist with removing ink marks
- Do not use abrasive cleaners or bleaching cleansers as they may scratch or affect the surface appearance
- Take note that any product with Hydrochloric, Sulfuric, or Phosphoric acid may permanently damage the surface
- Although high pressure plastic laminates are resistant to scratching and wear, avoid dragging sharp objects across the surface
- Although laminates are heat resistant, a hot pad should be placed under appliances

### Wood

Wood is an option on the Angled Hip Leg Supports. Like all natural products, wood legs may vary slightly in grain, texture and color. For this reason, minor variations between pieces can be expected.

- Dust surface with a dry cloth in the direction of the grain
- For dirtier surfaces, use warm soapy water and a soft cloth
- Do not use abrasive cleaning products as they may scratch or affect the surface appearance.
- Although waxing and polishing is not necessary, waxing and polishing products may be applied if care is taken to avoid wax build-up which may cloud the finish
- Exposure to strong sunlight should be avoided since fading may result
- Avoid exposure to extreme heat, cold or humidity
- Avoid dragging sharp objects across the surface
- Chips and scratches may be repaired by a professional touch-up service

# Care & Maintenance

## **Fabric**

- Vacuum or lightly brush panel fabrics to remove dirt build-up
- Promptly remove stains by blotting, not rubbing the fabric to retain pile texture
- Fabric may be cleaned with mild water-free solvents or water-based cleaning agents or foam.
- Always follow the manufacturer's instructions and test clean a non-visible area first

## **PET**

- PET products have been developed to be easily cleaned and maintained
- Simply remove dust and dirt with a stiff plastic bristle brush, or by vacuuming
- Distilled water can be used to remove any stains
- Always use a soft, clean cloth and blot dry

## **Glass**

- Clean glass with a mild window cleaner such as "Windex"

## **Paint**

- Clean with a soft damp cloth and warm soapy water
- Paint touch-up kits are available to repair minor scratches

## **Whiteboards**

- Use only dry erase markers with whiteboards
- Clean whiteboards with eraser and cleaner formulated for whiteboards
- Inscape recommends using "Sanford Expo Dry Erase Markers" and "Sanford Whiteboard Cleaner"

**inscape**

67 Toll Road  
Holland Landing, Ontario  
L9N 1H2 Canada

**T** 905 836 7676  
**F** 905 836 6000  
**Toll Free** 1 866 467 2273

[myinscape.com](http://myinscape.com)

© Inscape Corporation 2019

© Trademarks of Inscape Corporation. Patents may be pending. Certain names, words, logos and graphics or designs contained herein are trademarks or service marks of Inscape Corporation.