

Ergonomics

US Price List

June 2021



State of New York

Contract # PC68355, Group #20915, Award #23109

inscape

work for tomorrow

Contents

Ergonomics

Freestanding Electric Height Adjustable Tables	3
+ 2 Stage Base	3
+ 2 Stage Base Only	5
+ 3 Stage Base	7
+ 3 Stage Base Only	9
Mobile Electric Height Adjustable Tables	11
+ 2 Stage Base	11
+ 3 Stage Base	12
Freestanding Fixed Height Tables	13
Mobile Fixed Height Tables	14
Freestanding Pneumatic Height Adjustable Tables	15
Table Accessories	16
Monitor Arms	17
Keyboard Platforms	18
Task Lighting	19

Conditions of Sale

Refer to the Conditions of Sale document on the [Support](#) page of myinscape.com.

- This freestanding electric height adjustable table has a lift capacity of 200lbs (includes worksurface)
- **When using the height adjustable tables where storage is located below, the digital handset is required in order to program lowest to not interfere with storage**
- Height range is 28.5" to 48"; a total range of 19.5"
- Two stage base comes in black (335-Kettle Black), white (336-White Velvet) and gray (334-Steel Wool)
- Worksurface sizes are nominal. Surfaces are 1" less in the depth and 2" less in the width to provide gap between worksurface and panel to avoid pinch points
- Product codes include base and worksurface
- Stretcher bars are included
- When manually specifying worksurface in laminate, add suffix "-S" to the code
- 1 ¼" thick worksurfaces only
- 2 Stage Base does NOT include anti-collision software. Please see 3 Stage Base if anti-collision is required.

HANDSET OPTIONS

Included at no additional cost:

1. Handset with Up Down Buttons

OR

2. Intuitive Paddle

Optional with upcharge:

3. Handset with Up Down Buttons + Memory Display (+\$92)

OR

4. Intuitive Paddle with Bluetooth + Memory Display (+\$92)


NOTES


In order to get a total cost on products when upcharges are present take the list price of the product number and add the upcharge cost shown to the list price. For example:


Product INLAKE2S2442 in Nuform Select would be \$2157 +\$42


Product INLAKE2S2442 in Grade 1 Laminate would be \$2157 +\$121

These tables receive a Systems discount

Description	Part number	Width	Depth	Laminate/ Nuform Classic	Nuform Select	Tapered edge	Grade 1 laminate
 24"D Height Adjustable Table with 2 stage base	INLAKE2S2442	42"	24"	\$2157	+\$42	+\$21	+\$121
	INLAKE2S2448	48"	24"	\$2211	+\$47	+\$23	+\$139
	INLAKE2S2454	54"	24"	\$2265	+\$53	+\$29	+\$161
	INLAKE2S2460	60"	24"	\$2317	+\$57	+\$31	+\$172
	INLAKE2S2466	66"	24"	\$2370	+\$61	+\$33	+\$185
	INLAKE2S2472	72"	24"	\$2426	+\$67	+\$34	+\$208

 30"D Height Adjustable Table with 2 stage base	INLAKE2S3042	42"	30"	\$2251	+\$51	+\$27	+\$153
	INLAKE2S3048	48"	30"	\$2317	+\$57	+\$31	+\$172
	INLAKE2S3054	54"	30"	\$2384	+\$63	+\$32	+\$194
	INLAKE2S3060	60"	30"	\$2454	+\$70	+\$35	+\$214
	INLAKE2S3066	66"	30"	\$2500	+\$74	+\$39	+\$228
	INLAKE2S3072	72"	30"	\$2586	+\$85	+\$42	+\$254

 24"D 90° Height Adjustable Table with 2 stage base	IN90L24860-22	48"	60"	\$3549	+\$89	+\$46	+\$268
	IN90L24872-22	48"	72"	\$3722	+\$107	+\$47	+\$330
	IN90L26048-22	60"	48"	\$3549	+\$89	+\$46	+\$268
	IN90L27248-22	72"	48"	\$3722	+\$107	+\$47	+\$330

 30"D 90° Height Adjustable Table with 2 stage base	IN90L24860-33	48"	60"	\$3549	+\$104	+\$52	+\$319
	IN90L24872-33	48"	72"	\$3722	+\$108	+\$57	+\$333
	IN90L26048-33	60"	48"	\$3549	+\$104	+\$52	+\$319
	IN90L27248-33	72"	48"	\$3722	+\$108	+\$57	+\$333

Ergonomics

Freestanding Electric Height Adjustable Tables

2 Stage Base

- This freestanding electric height adjustable table has a lift capacity of 200lbs (includes worksurface)
- **When using the height adjustable tables where storage is located below, the digital handset is required in order to program lowest to not interfere with storage**
- Height range is 28.5" to 48"; a total range of 19.5"
- Two stage base comes in black (335-Kettle Black), white (336-White Velvet) and gray (334-Steel Wool)
- Worksurface sizes are nominal. Surfaces are 1" less in the depth and 2" less in the width to provide gap between worksurface and panel to avoid pinch points
- Product codes include base and worksurface
- Stretcher bars are included
- When manually specifying worksurface in laminate, add suffix "--S" to the code
- 1 ¼" thick worksurfaces only
- 2 Stage Base does NOT include anti-collision software. Please see 3 Stage Base if anti-collision is required.
- Battery Pack and Bluetooth add-on are only compatible with the 2 and 3 Stage Base Freestanding Electric Height Adjustable Tables

HANDSET OPTIONS

Included at no additional cost:

1. Handset with Up Down Buttons

OR

2. Intuitive Paddle

Optional with upcharge:

3. Handset with Up Down Buttons + Memory Display (+\$92)

OR

4. Intuitive Paddle with Bluetooth + Memory Display (+\$92)


NOTES


In order to get a total cost on products when upcharges are present take the list price of the product number and add the upcharge cost shown to the list price. For example:


Product IN120L242-22 in Nuform Select would be \$3441 +\$76


Product IN120L242-22 in Grade 1 Laminate would be \$3441 +\$233

These tables receive a Systems discount

Description	Part number	Width	Depth	Laminate/ Nuform Classic	Nuform Select	Tapered edge	Grade 1 laminate
 24"D 120° Height Adjustable Table with 2 stage base	IN120L242-22	42"	42"	\$3441	+\$76	+\$42	+\$233
	IN120L248-22	48"	48"	\$3609	+\$94	+\$48	+\$287

 30"D 120° Height Adjustable Table with 2 stage base	IN120L242-33	42"	42"	\$3478	+\$81	+\$42	+\$243
	IN120L248-33	48"	48"	\$3640	+\$96	+\$49	+\$289

Description	Part number	Width	Depth	List/base
 Electric Height Adjustable Table Battery Pack	INLAKBATTPK	8 ¼"	3"	\$666

 Electric Height Adjustable Table Bluetooth Add-on	INLAKBTOOTH	2.36"	½"	\$104
---	--------------------	-------	----	-------

- This freestanding electric height adjustable table has a lift capacity of 200lbs (includes worksurface)
- **When using the height adjustable tables where storage is located below, the digital handset is required in order to program lowest to not interfere with storage**
- Height range is 28.5" to 48"; a total range of 19.5"
- Two stage base comes in black (335-Kettle Black), white (336-White Velvet) and gray (334-Steel Wool)
- Stretcher bars are included
- 2 Stage Base does NOT include anti-collision software. Please see 3 Stage Base if anti-collision is required.

HANDSET OPTIONS

Included at no additional cost:

1. Handset with Up Down Buttons

OR

2. Intuitive Paddle

Optional with upcharge:

3. Handset with Up Down Buttons + Memory Display (+\$92)

OR

4. Intuitive Paddle with Bluetooth + Memory Display (+\$92)

These tables receive a Systems discount

Description	Part number	Width	Depth	List/base
 <p>2 Stage Height Adjustable Base Only For 24"D rectangular surfaces</p>	INLAKE2BASE2442	42"	24"	\$1947
	INLAKE2BASE2448	48"	24"	\$1947
	INLAKE2BASE2454	54"	24"	\$1947
	INLAKE2BASE2460	60"	24"	\$1947
	INLAKE2BASE2466	66"	24"	\$1947
	INLAKE2BASE2472	72"	24"	\$1947
 <p>2 Stage Height Adjustable Base Only For 30"D rectangular surfaces</p>	INLAKE2BASE3042	42"	30"	\$1947
	INLAKE2BASE3048	48"	30"	\$1947
	INLAKE2BASE3054	54"	30"	\$1947
	INLAKE2BASE3060	60"	30"	\$1947
	INLAKE2BASE3066	66"	30"	\$1947
	INLAKE2BASE3072	72"	30"	\$1947
 <p>2 Stage 90° Height Adjustable Base Only For 24"D surfaces</p>	IN90L2BS4860-22	48"	60"	\$2939
	IN90L2BS4872-22	48"	72"	\$2939
	IN90L2BS6048-22	60"	48"	\$2939
	IN90L2BS7248-22	72"	48"	\$2939
 <p>2 Stage 90° Height Adjustable Base Only For 30"D surfaces</p>	IN90L2BS4860-33	48"	60"	\$2939
	IN90L2BS4872-33	48"	72"	\$2939
	IN90L2BS6048-33	60"	48"	\$2939
	IN90L2BS7248-33	72"	48"	\$2939

Ergonomics

Freestanding Electric Height Adjustable Tables

2 Stage Base Only

- This freestanding electric height adjustable table has a lift capacity of 200lbs (includes worksurface)
- **When using the height adjustable tables where storage is located below, the digital handset is required in order to program lowest to not interfere with storage**
- Height range is 28.5" to 48"; a total range of 19.5"
- Two stage base comes in black (335-Kettle Black), white (336-White Velvet) and gray (334-Steel Wool)
- Stretcher bars are included
- 2 Stage Base does NOT include anti-collision software. Please see 3 Stage Base if anti-collision is required.
- Battery Pack and Bluetooth add-on are only compatible with the 2 and 3 Stage Base Freestanding Electric Height Adjustable Tables

HANDSET OPTIONS

Included at no additional cost:

1. Handset with Up Down Buttons
- OR**


2. Intuitive Paddle

Optional with upcharge:


3. Handset with Up Down Buttons + Memory Display (+\$92)
- OR**

4. Intuitive Paddle with Bluetooth + Memory Display (+\$92)

These tables receive a Systems discount

Description	Part number	Width	Depth	List/base
	IN120LK2BS42-22	42"	42"	\$2939
	IN120LK2BS48-22	48"	48"	\$2939

2 Stage 120° Height Adjustable Base Only
For 24" D surfaces

	IN120LK2BS42-33	42"	42"	\$2939
	IN120LK2BS48-33	48"	48"	\$2939

2 Stage 120° Height Adjustable Base Only
For 30" D surfaces

Description	Part number	Width	Depth	List/base
	INLAKBATPK	8 ¼"	3"	\$666

Electric Height Adjustable Table
Battery Pack

	INLAKBTOOTH	2.36"	½"	\$104
---	--------------------	-------	----	-------

Electric Height Adjustable Table
Bluetooth Add-on

- This freestanding electric height adjustable table has a lift capacity of 220lbs (includes worksurface)
- **When using the height adjustable tables where storage is located below, the digital handset is required in order to program lowest to not interfere with storage**
- Height range is 22.2" to 49.3"; a total range of 27.1"
- Three stage base comes in black (335-Kettle Black), white (336-White Velvet) and gray (334-Steel Wool)
- Worksurface sizes are nominal. Surfaces are 1" less in the depth and 2" less in the width to provide gap between worksurface and panel to avoid pinch points
- Product codes include base and worksurface
- Stretcher bars are included
- When manually specifying worksurface in laminate, add suffix "--S" to the code
- 1 ¼" thick worksurfaces only
- Anti-collision software included with 3 Stage Base

HANDSET OPTIONS

Included at no additional cost:

1. Handset with Up Down Buttons

OR

2. Intuitive Paddle

Optional with upcharge:

3. Handset with Up Down Buttons + Memory Display (+\$92)

OR

4. Intuitive Paddle with Bluetooth + Memory Display (+\$92)


NOTES


In order to get a total cost on products when upcharges are present take the list price of the product number and add the upcharge cost shown to the list price. For example:


Product INLAKE3S2442 in Nuform Select would be \$2287 +\$42


Product INLAKE3S2442 in Grade 1 Laminate would be \$2287 +\$121

These tables receive a Systems discount

Description	Part number	Width	Depth	Laminate/ Nuform Classic	Nuform Select	Tapered edge	Grade 1 laminate
 24"D Height Adjustable Table with 3 stage base	INLAKE3S2442	42"	24"	\$2287	+\$42	+\$21	+\$121
	INLAKE3S2448	48"	24"	\$2343	+\$47	+\$23	+\$139
	INLAKE3S2454	54"	24"	\$2394	+\$53	+\$29	+\$161
	INLAKE3S2460	60"	24"	\$2448	+\$57	+\$31	+\$172
	INLAKE3S2466	66"	24"	\$2501	+\$61	+\$33	+\$185
	INLAKE3S2472	72"	24"	\$2555	+\$67	+\$34	+\$208

 30"D Height Adjustable Table with 3 stage base	INLAKE3S3042	42"	30"	\$2382	+\$51	+\$27	+\$153
	INLAKE3S3048	48"	30"	\$2448	+\$57	+\$31	+\$172
	INLAKE3S3054	54"	30"	\$2514	+\$63	+\$32	+\$194
	INLAKE3S3060	60"	30"	\$2584	+\$70	+\$35	+\$214
	INLAKE3S3066	66"	30"	\$2628	+\$74	+\$39	+\$228
	INLAKE3S3072	72"	30"	\$2718	+\$85	+\$42	+\$254

 24"D 90° Height Adjustable Table with 3 stage base	IN90L34860-22	48"	60"	\$3747	+\$89	+\$46	+\$268
	IN90L34872-22	48"	72"	\$3918	+\$107	+\$47	+\$330
	IN90L36048-22	48"	60"	\$3747	+\$89	+\$46	+\$268
	IN90L37248-22	48"	72"	\$3918	+\$107	+\$47	+\$330

 30"D 90° Height Adjustable Table with 3 stage base	IN90L34860-33	48"	60"	\$3747	+\$104	+\$52	+\$319
	IN90L34872-33	48"	72"	\$3918	+\$108	+\$57	+\$333
	IN90L36048-33	48"	60"	\$3747	+\$104	+\$52	+\$319
	IN90L37248-33	48"	72"	\$3918	+\$108	+\$57	+\$333

Ergonomics

Freestanding Electric Height Adjustable Tables

3 Stage Base

- This freestanding electric height adjustable table has a lift capacity of 220lbs (includes worksurface)
- **When using the height adjustable tables where storage is located below, the digital handset is required in order to program lowest to not interfere with storage**
- Height range is 22.2" to 49.3"; a total range of 27.1"
- Three stage base comes in black (335-Kettle Black), white (336-White Velvet) and gray (334-Steel Wool)
- Worksurface sizes are nominal. Surfaces are 1" less in the depth and 2" less in the width to provide gap between worksurface and panel to avoid pinch points
- Product codes include base and worksurface
- Stretcher bars are included
- When manually specifying worksurface of laminate add suffix "-S" to the code
- 1 ¼" thick worksurfaces only
- Anti-collision software included with 3 Stage Base
- Battery Pack and Bluetooth add-on are only compatible with the 2 and 3 Stage Base Freestanding Electric Height Adjustable Tables

HANDSET OPTIONS

Included at no additional cost:

1. Handset with Up Down Buttons

OR

2. Intuitive Paddle

Optional with upcharge:

3. Handset with Up Down Buttons + Memory Display (+\$92)

OR

4. Intuitive Paddle with Bluetooth + Memory Display (+\$92)


NOTES


In order to get a total cost on products when upcharges are present take the list price of the product number and add the upcharge cost shown to the list price. For example:

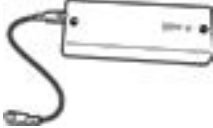
Product IN120L342-22 in Nuform Select would be \$3637 +\$76


Product IN120L342-22 in Grade 1 Laminate would be \$3637 +\$233

These tables receive a Systems discount

Description	Part number	Width	Depth	Laminate/ Nuform Classic	Nuform Select	Tapered edge	Grade 1 laminate
	IN120L342-22	42"	24"	\$3637	+\$76	+\$42	+\$233
	IN120L348-22	48"	24"	\$3804	+\$94	+\$48	+\$287
24"D 120° Height Adjustable Table with 3 stage base							

	IN120L342-33	42"	30"	\$3675	+\$81	+\$42	+\$243
	IN120L348-33	48"	30"	\$3836	+\$96	+\$49	+\$289
30"D 120° Height Adjustable Table with 3 stage base							

Description	Part number	Width	Depth	List/base
	INLAKBATTPK	8 ¼"	3"	\$666
Electric Height Adjustable Table Battery Pack				

	INLAKBTOOTH	2.36"	½"	\$104
Electric Height Adjustable Table Bluetooth Add-on				

- This freestanding electric height adjustable table has a lift capacity of 220lbs (includes worksurface)
- **When using the height adjustable tables where storage is located below, the digital handset is required in order to program lowest to not interfere with storage**
- Height range is 22.2" to 49.3"; a total range of 27.1"
- Three stage base comes in black (335-Kettle Black), white (336-White Velvet) and gray (334-Steel Wool)
- Stretcher bars are included
- Anti-collision software included with 3 Stage Base

HANDSET OPTIONS

Included at no additional cost:

1. Handset with Up Down Buttons

OR

2. Intuitive Paddle





Optional with upcharge:

3. Handset with Up Down Buttons + Memory Display (+\$92)

OR

4. Intuitive Paddle with Bluetooth + Memory Display (+\$92)

These tables receive a Systems discount

Description	Part number	Width	Depth	List/base
 <p>3 Stage Height Adjustable Base Only For 24"D rectangular surfaces</p>	INLAKE3BASE2442	42"	24"	\$2089
	INLAKE3BASE2448	48"	24"	\$2089
	INLAKE3BASE2454	54"	24"	\$2089
	INLAKE3BASE2460	60"	24"	\$2089
	INLAKE3BASE2466	66"	24"	\$2089
	INLAKE3BASE2472	72"	24"	\$2089
 <p>3 Stage Height Adjustable Base Only For 30"D rectangular surfaces</p>	INLAKE3BASE3042	42"	30"	\$2089
	INLAKE3BASE3048	48"	30"	\$2089
	INLAKE3BASE3054	54"	30"	\$2089
	INLAKE3BASE3060	60"	30"	\$2089
	INLAKE3BASE3066	66"	30"	\$2089
	INLAKE3BASE3072	72"	30"	\$2089
 <p>3 Stage 90° Height Adjustable Base Only For 24"D surfaces</p>	IN90L3BS4860-22	48"	60"	\$3154
	IN90L3BS4872-22	48"	72"	\$3154
	IN90L3BS6048-22	60"	48"	\$3154
	IN90L3BS7248-22	72"	48"	\$3154
 <p>3 Stage 90° Height Adjustable Base Only For 30"D surfaces</p>	IN90L3BS4860-33	48"	60"	\$3154
	IN90L3BS4872-33	48"	72"	\$3154
	IN90L3BS6048-33	60"	48"	\$3154
	IN90L3BS7248-33	72"	48"	\$3154

Ergonomics

Freestanding Electric Height Adjustable Tables

3 Stage Base Only

- This freestanding electric height adjustable table has a lift capacity of 220lbs (includes worksurface)
- **When using the height adjustable tables where storage is located below, the digital handset is required in order to program lowest to not interfere with storage**
- Height range is 22.2" to 49.3"; a total range of 27.1"
- Three stage base comes in black (335-Kettle Black), white (336-White Velvet) and gray (334-Steel Wool)
- Stretcher bars are included
- Anti-collision software included with 3 Stage Base
- Battery Pack and Bluetooth add-on are only compatible with the 2 and 3 Stage Base Freestanding Electric Height Adjustable Tables

HANDSET OPTIONS


Included at no additional cost:

1. Handset with Up Down Buttons
- OR**
2. Intuitive Paddle


Optional with upcharge:

3. Handset with Up Down Buttons + Memory Display (+\$92)
- OR**
4. Intuitive Paddle with Bluetooth + Memory Display (+\$92)


These tables receive a Systems discount


Description	Part number	Width	Depth	List/base
	IN120LK3BS42-22	42"	42"	\$3154
	IN120LK3BS48-22	48"	48"	\$3154

3 Stage 120° Height Adjustable Base Only
For 24" D surfaces

	IN120LK3BS42-33	42"	42"	\$3154
	IN120LK3BS48-33	48"	48"	\$3154

3 Stage 120° Height Adjustable Base Only
For 30" D surfaces

Description	Part number	Width	Depth	List/base
 Electric Height Adjustable Table Battery Pack	INLAKBATTPK	8 ¼"	3"	\$666

 Electric Height Adjustable Table Bluetooth Add-on	INLAKBTOOTH	2.36"	½"	\$104
---	--------------------	-------	----	-------

Ergonomics

Mobile Electric Height Adjustable Tables

2 Stage Base

- This mobile electric height adjustable table has a lift capacity of 200lbs (includes worksurface)
- **When using the height adjustable tables where storage is located below, the memory display handset is required in order to program lowest to not interfere with storage**
- Height range is 29" to 49"; a total range of 20"
- Two stage base comes in black (335-Kettle Black), white (336-White Velvet) and gray (334-Steel Wool)
- Worksurface sizes are nominal. Surfaces are 1" less in the depth and 2" less in the width to provide gap between worksurface and panel to avoid pinch points
- Product codes include base and worksurface
- Stretcher bars are included
- When manually specifying worksurface in laminate, add suffix "-S" to the code
- 1 ¼" thick worksurfaces only
- 2 Stage Base does NOT include anti-collision software. Please see 3 Stage Base if anti-collision is required.
- Mobile Fixed Height Tables are compatible with the following items: Flat + Curved Table Mounted Metal Screens, Worksurface Undermounted Bin + Accessory Hook and Power Modules

HANDSET OPTIONS

Included at no additional cost:

1. Handset with Up Down Buttons

OR

2. Intuitive Paddle

Optional with upcharge:

3. Handset with Up Down Buttons + Memory Display (+\$92)

OR

4. Intuitive Paddle with Bluetooth + Memory Display (+\$92)

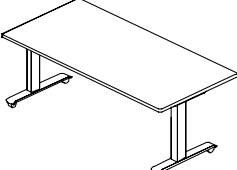
NOTES

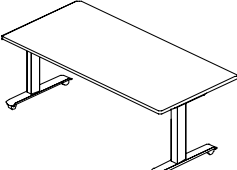
In order to get a total cost on products when upcharges are present take the list price of the product number and add the upcharge cost shown to the list price. For example:


Product INLAKE2SMB2442 in Nuform Select would be \$2264 +\$45


Product INLAKE2SMB2442 in Grade 1 Laminate would be \$2264 +\$121

These tables receive a Systems discount

Description	Part number	Width	Depth	Laminate/ Nuform Classic	Nuform Select	Tapered edge	Grade 1 laminate
 24"D Mobile Height Adjustable Table with 2 stage base	INLAKE2SMB2442	42"	24"	\$2264	+\$45	+\$23	+\$121
	INLAKE2SMB2448	48"	24"	\$2308	+\$50	+\$24	+\$139
	INLAKE2SMB2454	54"	24"	\$2330	+\$56	+\$30	+\$161
	INLAKE2SMB2460	60"	24"	\$2357	+\$58	+\$32	+\$172
	INLAKE2SMB2466	66"	24"	\$2452	+\$64	+\$35	+\$185
	INLAKE2SMB2472	72"	24"	\$2474	+\$70	+\$35	+\$208

 30"D Mobile Height Adjustable Table with 2 stage base	INLAKE2SMB3042	42"	30"	\$2357	+\$47	+\$24	+\$153
	INLAKE2SMB3048	48"	30"	\$2401	+\$52	+\$25	+\$172
	INLAKE2SMB3054	54"	30"	\$2429	+\$58	+\$31	+\$194
	INLAKE2SMB3060	60"	30"	\$2452	+\$60	+\$34	+\$214
	INLAKE2SMB3066	66"	30"	\$2612	+\$67	+\$37	+\$228
	INLAKE2SMB3072	72"	30"	\$2639	+\$74	+\$37	+\$254

Description	Part number	Width	Depth	List/base
 Electric Height Adjustable Table Battery Pack	INLAKBATTPK	8 ¼"	3"	\$666

 Electric Height Adjustable Table Bluetooth Add-on	INLAKBTOOTH	2.36"	½"	\$104
---	-------------	-------	----	-------

Ergonomics

Mobile Electric Height Adjustable Tables

3 Stage Base

- This freestanding electric height adjustable table has a lift capacity of 220lbs (includes worksurface)
- **When using the height adjustable tables where storage is located below, the digital handset is required in order to program lowest to not interfere with storage**
- Height range is 24.2" to 51.3"; a total range of 27.1"
- Three stage base comes in black (335-Kettle Black), white (336-White Velvet) and gray (334-Steel Wool)
- Worksurface sizes are nominal. Surfaces are 1" less in the depth and 2" less in the width to provide gap between worksurface and panel to avoid pinch points
- Product codes include base and worksurface
- Stretcher bars are included
- When manually specifying worksurface in laminate, add suffix "--S" to the code
- 1 ¼" thick worksurfaces only
- Anti-collision software included with 3 Stage Base
- Mobile Fixed Height Tables are compatible with the following items: Flat + Curved Table Mounted Metal Screens, Worksurface Undermounted Bin + Accessory Hook and Power Modules

HANDSET OPTIONS

Included at no additional cost:

1. Handset with Up Down Buttons

OR

2. Intuitive Paddle

Optional with upcharge:

3. Handset with Up Down Buttons + Memory Display (+\$92)

OR

4. Intuitive Paddle with Bluetooth + Memory Display (+\$92)

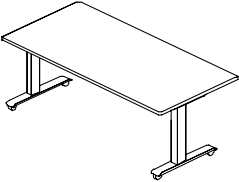
NOTES

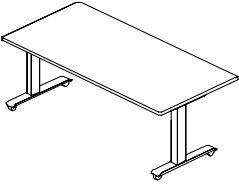
In order to get a total cost on products when upcharges are present take the list price of the product number and add the upcharge cost shown to the list price. For example:


Product INLAKE3SMB2442 in Nuform Select would be \$2429 +\$48

Product INLAKE3SMB2442 in Grade 1 Laminate would be \$2429 +\$121

These tables receive a Systems discount

Description	Part number	Width	Depth	Laminate/ Nuform Classic	Nuform Select	Tapered edge	Grade 1 laminate
 <p>24"D Mobile Height Adjustable Table with 3 stage base</p>	INLAKE3SMB2442	42"	24"	\$2429	+\$48	+\$24	+\$121
	INLAKE3SMB2448	48"	24"	\$2474	+\$53	+\$26	+\$139
	INLAKE3SMB2454	54"	24"	\$2501	+\$60	+\$32	+\$161
	INLAKE3SMB2460	60"	24"	\$2529	+\$62	+\$34	+\$172
	INLAKE3SMB2466	66"	24"	\$2622	+\$67	+\$37	+\$185
	INLAKE3SMB2472	72"	24"	\$2644	+\$74	+\$37	+\$208

 <p>30"D Mobile Height Adjustable Table with 3 stage base</p>	INLAKE3SMB3042	42"	30"	\$2529	+\$49	+\$25	+\$153
	INLAKE3SMB3048	48"	30"	\$2568	+\$56	+\$27	+\$172
	INLAKE3SMB3054	54"	30"	\$2601	+\$62	+\$33	+\$194
	INLAKE3SMB3060	60"	30"	\$2622	+\$64	+\$36	+\$214
	INLAKE3SMB3066	66"	30"	\$2781	+\$72	+\$40	+\$228
	INLAKE3SMB3072	72"	30"	\$2810	+\$79	+\$40	+\$254

Description	Part number	Width	Depth	List/base
 <p>Electric Height Adjustable Table Battery Pack</p>	INLAKBATPK	8 ¼"	3"	\$666

 <p>Electric Height Adjustable Table Bluetooth Add-on</p>	INLAKBTOOTH	2.36"	½"	\$104
--	-------------	-------	----	-------

Ergonomics

Freestanding Fixed Height Tables

- The legs are available in all standard paint colours
- Worksurface sizes are nominal. Surfaces are 1" less in the depth and 2" less in the width to provide gap between worksurface and panel to avoid pinch points
- Product codes include base and worksurface
- Stretcher bars are included
- When manually specifying worksurface of laminate add suffix "-S" to the code
- 1 ¼" thick worksurfaces only



NOTES

In order to get a total cost on products when upcharges are present take the list price of the product number and add the upcharge cost shown to the list price. For example:

Product INLAKF2436 in Nuform Select would be \$1048 +\$36

Product INLAKF2436 in Grade 1 Laminate and an Accent Paint on the base would be \$1048 +\$110 +\$106

These tables receive a Systems discount

Description	Part number	Width	Depth	Laminate/ Nuform Classic	Nuform Select	Tapered edge	Grade 1 laminate	Accent paint
 24"D Freestanding Fixed Height Table	INLAKF2436	36"	23"	\$1048	+\$36	+\$18	+\$110	+\$106
	INLAKF2442	42"	23"	\$1064	+\$42	+\$21	+\$121	+\$107
	INLAKF2448	48"	23"	\$1120	+\$47	+\$23	+\$139	+\$114
	INLAKF2454	54"	23"	\$1172	+\$53	+\$29	+\$161	+\$120
	INLAKF2460	60"	23"	\$1226	+\$57	+\$31	+\$172	+\$125
	INLAKF2466	66"	23"	\$1278	+\$61	+\$33	+\$185	+\$130
	INLAKF2472	72"	23"	\$1333	+\$67	+\$34	+\$208	+\$135
 30"D Freestanding Fixed Height Table	INLAKF3036	36"	29"	\$1145	+\$48	+\$25	+\$142	+\$116
	INLAKF3042	42"	29"	\$1171	+\$51	+\$27	+\$153	+\$120
	INLAKF3048	48"	29"	\$1237	+\$57	+\$31	+\$172	+\$126
	INLAKF3054	54"	29"	\$1304	+\$63	+\$32	+\$194	+\$132
	INLAKF3060	60"	29"	\$1372	+\$70	+\$35	+\$214	+\$139
	INLAKF3066	66"	29"	\$1420	+\$74	+\$39	+\$228	+\$143
	INLAKF3072	72"	29"	\$1506	+\$85	+\$42	+\$254	+\$153

Ergonomics

Mobile Fixed Height Tables

- The legs are available in all standard paint colours
- Worksurface height is 28.5"h
- Worksurface sizes are nominal. Surfaces are 1" less in the depth and 2" less in the width to provide gap between worksurface and panel to avoid pinch points
- Product codes include base and worksurface
- Stretcher bars are included
- When manually specifying worksurface of laminate add suffix "-S" to the code
- 1 ¼" thick worksurfaces only
- Mobile Fixed Height Tables are compatible with the following items: Flat + Curved Table Mounted Metal Screens, Worksurface Undermounted Bin + Accessory Hook and Power Modules

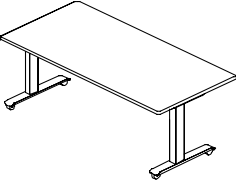
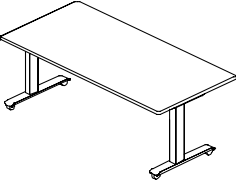
NOTES

In order to get a total cost on products when upcharges are present take the list price of the product number and add the upcharge cost shown to the list price. For example:

Product INLAKFMB2436 in Nuform Select would be \$1116 +\$22

Product INLAKFMB2436 in Grade 1 Laminate and an Accent Paint on the base would be \$1116 +\$110 +\$115

These tables receive a Systems discount

Description	Part number	Width	Depth	Laminate/ Nuform Classic	Nuform Select	Tapered edge	Grade 1 laminate	Accent paint
 24"D Mobile Fixed Height Table	INLAKFMB2436	36"	24"	\$1116	+\$22	+\$12	+\$110	+\$115
	INLAKFMB2442	42"	24"	\$1143	+\$25	+\$13	+\$121	+\$117
	INLAKFMB2448	48"	24"	\$1171	+\$29	+\$16	+\$139	+\$120
	INLAKFMB2454	54"	24"	\$1265	+\$32	+\$18	+\$161	+\$130
	INLAKFMB2460	60"	24"	\$1287	+\$34	+\$19	+\$172	+\$132
	INLAKFMB2466	66"	24"	\$1376	+\$39	+\$20	+\$185	+\$141
	INLAKFMB2472	72"	24"	\$1506	+\$40	+\$21	+\$208	+\$143
 30"D Mobile Fixed Height Table	INLAKFMB3036	36"	30"	\$1038	+\$21	+\$11	+\$116	+\$106
	INLAKFMB3042	42"	30"	\$1066	+\$24	+\$12	+\$153	+\$108
	INLAKFMB3048	48"	30"	\$1100	+\$27	+\$16	+\$172	+\$112
	INLAKFMB3054	54"	30"	\$1188	+\$30	+\$18	+\$194	+\$123
	INLAKFMB3060	60"	30"	\$1210	+\$32	+\$18	+\$214	+\$125
	INLAKFMB3066	66"	30"	\$1370	+\$39	+\$20	+\$228	+\$140
	INLAKFMB3072	72"	30"	\$1397	+\$40	+\$21	+\$254	+\$143

Ergonomics

Freestanding Pneumatic Height Adjustable Tables

- This manual pneumatic height adjustable table has a lift capacity of 160lbs (includes worksurface)
- Height range is 27" to 47"; a total range of 20"
- Desks are structured with appropriate weight allotments dialed into the counterbalance mechanism; height adjustable mechanisms shall be installed with property structured tops as outlined below (included in code below)
- Tops are adjustable by a paddle in the front right of the worksurface
- Worksurface is adjusted via a unique counterbalance mechanism, adjustable by a paddle in the front right of the worksurface
- Silver and White base color option
- Product codes include base and worksurface
- Worksurfaces sizes are nominal
- Worksurfaces are 3/4" less in width on both sides of worksurface to avoid pinch points (total 1 1/2")
- 1" worksurfaces are not available in tapered edge
- Stretcher bars are required for unsupported worksurfaces of 54" width or wider
- **When manually specifying worksurface of laminate add suffix "-S" to the code**

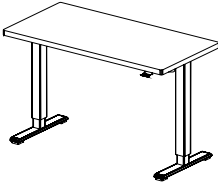
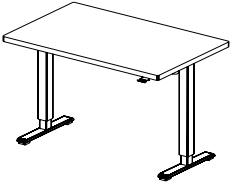
NOTES

In order to get a total cost on products when upcharges are present take the list price of the product number and add the upcharge cost shown to the list price. For example:

Product EGFTCB2448 in Nuform Select would be \$2311 +\$47

Product EGFTCB2448 in Nuform Select with a 1" Straight Edge would be \$2311 +\$47 -\$46
Product EGFTCB2448 in Grade 1 Laminate would be \$2311 +\$140

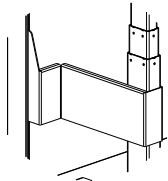
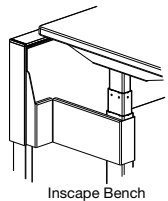
These tables receive a Ergonomic discount

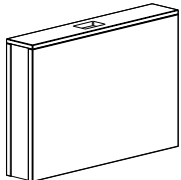
Description	Part number	Width	Depth	1 1/4" Laminate/ Nuform Classic	1" Nuform	Nuform Select	Tapered edge	1 1/4" Grade 1 laminate
 <p>24" D Freestanding Pneumatic Height Adjustable Tables</p>	EGFTCB2448	48"	24"	\$2311	-\$46	+\$47	+\$23	+\$140
	EGFTCB2454	54"	24"	\$2327	-\$52	+\$53	+\$29	+\$141
	EGFTCB2460	60"	24"	\$2343	-\$56	+\$57	+\$31	+\$142
	EGFTCB2466	66"	24"	\$2380	-\$60	+\$61	+\$33	+\$144
	EGFTCB2472	72"	24"	\$2395	-\$66	+\$67	+\$34	+\$145
 <p>30" D Freestanding Pneumatic Height Adjustable Tables</p>	EGFTCB3048	48"	30"	\$2388	-\$56	+\$57	+\$31	+\$144
	EGFTCB3054	54"	30"	\$2474	-\$61	+\$63	+\$32	+\$151
	EGFTCB3060	60"	30"	\$2500	-\$69	+\$70	+\$35	+\$152
	EGFTCB3066	66"	30"	\$2563	-\$73	+\$74	+\$39	+\$157
	EGFTCB3072	72"	30"	\$2588	-\$84	+\$85	+\$42	+\$158

Ergonomics

Table Accessories

- The Freestanding Table to Panel Bracket can attach a fixed or height adjustable table from this price list to either an Inscape System (either thickness) or Inscape Bench frame
- The bracket is handed and is available in any of Inscape's standard paint colors
- Laminate Shrouds are non-handed and are ideal for use in a private office application
- Shrouds are used with 2 Stage Height Adjustable Tables only
- Shrouds are available in Inscape's standard Low Pressure Laminate options

Description	Part number	Neutral paint/ base price	Accent paint
 <p>Inscape System application</p>  <p>Inscape Bench application</p>	Freestanding Table to Panel Bracket Handed		
	INSLNAK-LHBRKT left-handed (illustrated)	\$268	+\$54
	INSLNAK-RHBRKT right-handed	\$268	+\$54







Description	Part number	List price
	LlSHRDHA240 For 24"D Tables	\$814
	LlSHRDHA300 For 30"D Tables	\$859

Ergonomics Monitor Arms

- Motus and Motus2 have a weight capacity of 6.5 – 17.6 lbs per arm and both have a 180° lockout feature
- Motus Conversion converts a 75mm to 100mm VESA mount to attach to a 100mm x 200mm VESA monitor
- Motus Heavy Weighted Plate is a weighted mount for when monitor weight does not meet minimum weight for monitor arm. Adds an additional 2.39lbs

- Finishes are available in silver and white for Motus and Motus2 monitor arms
- Nano Single and Nano Double have a weight capacity of 2.2 – 17.6 lbs per arm
- Finishes are available in silver only for Nano Single and Nano Double monitor arms

All monitor arms receive an Systems discount




Description	Part number	List price
 <p data-bbox="591 520 846 573">Motus Single Monitor Arm Note: Monitor not included</p>	INMA1	\$518
 <p data-bbox="591 779 862 831">Motus2 Double Monitor Arm Note: Monitor not included</p>	INMA2	\$929
 <p data-bbox="591 1037 1138 1058">Motus Conversion Monitor Conversion for Larger Screens</p>	INMAC	\$35
 <p data-bbox="591 1184 1019 1215">Motus Heavy Weighted Plate for Monitor Arm</p>	INMAH	\$54
 <p data-bbox="591 1360 846 1402">Nano Single Monitor Arm Note: Monitor not included</p>	INMAG1	\$361
 <p data-bbox="591 1619 846 1671">Nano Double Monitor Arm Note: Monitor not included</p>	INMAG2	\$563

Ergonomics

Keyboard Platforms

- All keyboard solutions include keyboard platform, articulating arm, leatherette covered gel palm pads, mouse pad, mouse guards and cord management clips at no extra charge
- Ultra keyboard platform is recommended for straight edge work surfaces, for left or right handed users, 21" glide track and 7" height adjustment. Lift and lock height range
- Prime and Superior keyboard platforms are made of 100% post-consumer material, making them 100% recyclable. Prime has a 17" glide track and 6.25" height adjustment and 25" cut corner platform. The Superior has 21" glide track, 7" height adjustment. Both have a twist and lock knob to adjust height and angle

All keyboard trays receive an Ergonomic discount

Description	Part number	List price
 <p>Prime Small Keyboard Platform Note: keyboard and mouse are not included</p>	EGKBT1CC	\$386
 <p>Superior Larger Keyboard Platform Note: keyboard and mouse are not included</p>	EGKBT2CC	\$490
 <p>Ultra Keyboard Platform with Mousing Platform Note: keyboard and mouse are not included</p>	EGKBTU	\$523

LUX100

- Compact light weight LED task light
- Color temperature of 3000K
- 250 Lumens, CRI 80, 3W
- 11.8" reach
- Built in dimmer and 8 hour auto shut off
- Cord length 5'




LUX200

- Long reaching LED task light
- Color temperature of 3500K
- 356 Lumens, CRI 85, 6W, lamp life of 50,000
- 36" reach
- Built in dimmer and 8 hour auto shut off
- Cord length 7'
- 180° rotation at light source, 360° at base

LUX300

- Telescoping LED task light
- Color temperature of 3500K
- 350 Lumens, CRI 83, 6W
- 33" reach
- Cord length 12'
- 180° rotation at light source and arm, 360° rotation at base
- Occupancy Sensor

All task lighting receive an Ergonomic discount

Description	Part number	List price
 <p>Lux100 Light Weight Compact Task Lighting</p>	EGLUX1	\$246
 <p>Lux200 Two Arm Long Reach Task Lighting</p>	EGLUX2	\$455
 <p>Lux300 Telescoping Head and Arm with USB Port Task Lighting</p>	EGLUX3	\$673

inscape

67 Toll Road
Holland Landing, Ontario
L9N 1H2 Canada

T 905 836 7676

F 905 836 6000

Toll Free 1 866 467 2273

myinscape.com

© Inscape Corporation 2021™

® Trademarks of Inscape Corporation. Patents may be pending. Certain names, words, logos and graphics or designs contained herein are trademarks or service marks of Inscape Corporation.