



Ergonomics

US Price List

June 2021



inscape

work for tomorrow



GENERAL SERVICES ADMINISTRATION
Federal Supply Service
Multiple Award Schedule
Furniture and Furnishings

Ergonomics

Authorized Federal Supply Schedule Price List
Updated for Mod #PS-0076, November 30, 2021
Office Specialty encompasses filing and storage

GSA Contract # **GS-03F-038DA**

Contract Period: December 22, 2020 - December 21, 2025

Business size: Small

For more information on ordering from Federal Supply Schedules, click on the FSS Schedules button at fss.gsa.gov.

On-line access to contract ordering information, terms and conditions, up-to-date pricing, and the option to create an electronic delivery order are available through GSA Advantage!, a menu-driven database system. The INTERNET address for GSA Advantage! is www.GSAAdvantage.gov.

GS-03F-038DA

Inscape Inc
15 Tiffany Avenue
Jamestown NY, 14701
Telephone: 716 665-6210
Email: GovTeam@myinscape.com
www.myinscape.com/government



GENERAL SERVICES ADMINISTRATION
Federal Supply Service
Multiple Award Schedule
Furniture and Furnishings

GSA Terms and Conditions Inscape Inc.

Authorized Federal Supply Schedule Price List can be found at <https://myinscape.com/contracts/us-federal>

GSA Contract # **GS-03F-038DA**

Contract Period: December 22, 2020 - December 21, 2025

Business size: Small

For more information on ordering from Federal Supply Schedules, click on the FSS Schedules button at fss.gsa.gov.

On-line access to contract ordering information, terms and conditions, up-to-date pricing, and the option to create an electronic delivery order are available through GSA Advantage!, a menu-driven database system. The INTERNET address for GSA Advantage! is www.GSAAdvantage.gov.

GS-03F-038DA

Inscape Inc
15 Tiffany Avenue
Jamestown NY, 14701
Telephone: 716 665-6210
Email: GovTeam@myinscape.com
www.myinscape.com/government



GSA Terms and Conditions of GS-03F-038DA

1.a Special Item Numbers (SINs) Awarded:

SIN	GSA Description	Inscope Line	Inscope Pricer
33721	Office Furniture	Systems, Bench, Storwal, Planna, Tables, Ergonomics, Office Specialty & Rockit	Inscope System, Office Specialty, Rockit Inscope Ergonomics
33721	Office Furniture	Installation, Project Management & Design	Terms & Conditions
OLM	Order Level Materials	All	All

1.b Lowest Price Items: N/A

1.c Hourly Rate Description:

GSA SIN	Labor Category	GSA Price /HR (Inclusive of IFF)
33721	Senior Interior Designer	\$68.00
33721	Designer/Specifier	\$50.00
33721	Senior Project Manager	\$98.00
33721	Project Manager	\$84.00

Note: For Installation services see items 19 & Appendix A

Senior Interior Designer

Rate: \$68 per hour

Education: 4 year Bachelor's degree *or* 2 year degree with certification in Interior Design

Experience: 3+ years' experience working in the field of design or project management

Certification: NCIDQ (National Council for Interior Design Qualification), or equivalent, or 7+ years as experience as an interior designer

Understanding: Extensive design theory for the office environment, project management theory, critical path timelines, current egress and ADA codes, the advantages of different types of office environments, change management, budget projections, and detailed familiarity with all Inscope furniture lines

Proficiencies: High computer literacy including Autocad, CAP, strong presentation ability

Responsibilities: Understanding and executing all aspects of commercial interior design from theory to application. The Senior Interior Designer is accountable for all technical facets of any project, including quality, and will have the ability to execute all elements of the scheduled design services

Designer / Specifier

Rate: \$50 per hour

Education: 2 year degree with certification in Interior Design *or* 3+ years' of design experience

Experience: none

Certification: Certification in Interior Design or 1+ years' of direct design experience

Understanding: Extensive knowledge of Inscope product and its design application. Autocad and CAP

Responsibilities: Understanding and executing all aspects of office design and layout including drawing, specifying and creating proposals

1.c **Hourly Rate Description** (continued):

Senior Project Manager

Rate: \$98 per hour

Education: 4 year Bachelor's degree

Experience: 3+ years' experience working in the field of design or project management for furniture, fixtures and equipment. And 1+ years' experience in running multi task teams in executing large scale furniture contracts.

Certification: NCIDQ National Council for Interior Design Qualification or PMI – Project Management Institute Associate (or equivalent) or 7+ years field PM Experience

Understanding: Extensive project management theory for the office environment including critical path timelines, budget estimating and project tracking; understanding of how to organize and manage multiple tasks and sub contractors simultaneously, knowledge of how to create and manage asset control systems; understanding of general Government contracting, FAR regulations and working on a DOD base; familiarity with LEED & environmental standards and detailed understanding of Inscape furniture lines.

Responsibilities: Understanding, leading and project managing all aspects of furniture related projects from conception, to quote, to installation to follow-up. Senior Project Manager is accountable for all technical and financial facets of any project including the final quality. Senior Project Manager is responsible for understanding and complying with all relevant GSA and Government regulations.

Project Manager

Rate: \$84 per hour

Education: 2 year Associate degree

Experience: none

Certification: NCIDQ / PMI or 1+ years' experience working in the field of project management for furniture, fixtures and equipment.

Understanding: Understanding of project management theory for the office environment including critical path timelines, budget estimating and project tracking; understanding of how to organize and manage multiple tasks and sub contractors simultaneously, understanding of general government contracting, familiarity with LEED & environmental standards and detailed understanding of Inscape furniture lines.

Responsibilities: Understanding and project managing all aspects of furniture related projects. Project Manager is accountable for all technical facets of any project including timeline and final quality. Project Manager is responsible for understanding and complying with all relevant GSA and Government regulations.

2. **Maximum Order Threshold**

33721 - \$250,000

OLM - The cumulative value of OLM's in an individual task or delivery order cannot exceed 33.33% of the total value of the order.

Note: Orders accepted above the threshold, but with additional concessions granted.

3. **Minimum Order:** \$50.00 all SINS

4. **Geographic Area:** The 48 Contiguous States and Washington, DC (CONUS). Shipments for areas outside of CONUS (OCONUS) are to the embarkation point within CONUS.

5. **Points of Production:** Holland Landing, ON Canada & Falconer, NY USA

6. **Discount Statement:** Prices listed in the GSA pricers are list. The current GSA list pricers may be found at <https://myinscape.com/contracts/us-federal>. To calculate net price, utilize the following awarded discount table:

SIN	Description	Single Order List Per SIN	GSA Discount
33721	Inscape System (includes planna & storwal, bench & tables) & Ergonomics	\$1 - \$50,000	73%
		\$50,001 - \$500,000	76%
		\$500,001 - \$1,190,500	79%
33721	Rockit	\$1 - \$50,000	72%
		\$50,001 - \$500,000	74%
		\$500,001 - \$1,033,100	75.80%
33721	Office Specialty	\$1 - \$11,000	70%
		\$11,000 - \$250,000	73%
		\$250,001 - \$1,042,000	76%

List tier is determined from total single order list price per SIN, not per line item. GSA orders may be combined to create a single order discount if they utilize the same destination, time of shipment, and are cross-referenced to one another. Once list discount is determined, each line item should be quoted at net.

*The MFC and GSA discounts are equivalent after rebate allowance, with MFC being FOB origin and GSA being FOB destination. MFC = Most Favored Customer

7. **Quantity Discounts:** Included in above discount chart.
8. **Prompt Payment Terms:** None. Note that prompt payment terms cannot be negotiated out of the contractual agreement in exchange for other concessions.
9. **Government Credit Cards:** Accepted below and above the micro-purchase level. For requirements for use, see number 17.
10. **Foreign Items:** None. All items are domestic or from NAFTA countries (I.E. Canada) which qualify as domestic in regards to the "Buy American Act".
- 11a. **Time of Delivery:** 35 days ARO. Orders conforming to routine commercial criteria may be accorded shorter lead times when possible. Orders which require delivery dates in excess of 35 days shall state "do not ship prior to..." within the order.
- 11b. **Expedited Delivery:** In accordance with the Task Order when possible at no charge. However, expedited freight may incur an additional charge.
- 11c. **Overnight and 2 Day Delivery:** Not available
- 11d. **Urgent Requirements:** Contact Inscape to request a faster delivery via the "urgent requirement" clause. Additional costs may apply.
12. **F.O.B. Point:** Destination for all SINs. The delivery to the destination is defined as the shipping truck to the "Deliver To" loading dock per FAR 52.247-34. Installation, including unloading of the shipping truck, will require additional charges.
- 13a. **Ordering Address**
 Inscape, Inc.
 15 Tiffany Avenue
 Jamestown NY 14701
 T: 716 665 6210
 GovTeam@myinscape.com

- 13b. **Ordering procedures:** For supplies and services, the ordering procedures and information on Blanket Purchase Agreements (BPA's) are found in Federal Acquisition Regulation (FAR) 8.405-3.
14. **Payment Address:** Electronic Fund Transfer as listed in SAM is preferred, alternatively:
Inscape Inc.
15 Tiffany Ave
Jamestown, NY 14701 USA
T: 905 836 7676
GovTeam@myinscape.com
15. **Warranty Provision:** Standard commercial limited lifetime warranty as stated in each individual list pricer.
16. **Export Packing Charges:** Available and recommended for OCONUS delivery; additional price quoted upon each request.
17. **Terms and Conditions of Government Purchase Card Acceptance:** A signed credit card authorization form is required which may be requested from Govteam@Inscapesolutions.com. The card number itself may be given by phone if preferred. Also required is a written statement of the part number and quantity of the items being ordered.
18. **Terms and Conditions of Rental, Maintenance, and Repair:** N/A
19. **Terms and Conditions of Installation:** Installation service is awarded at 10% - 29% of Net product price for standard installation. The exact percentage is quoted at the task order level depending upon standard installation variables. Rates in excess of 29% may be permitted under contract when the Contracting Officer finds that "extraordinary circumstances" are present. See Appendix A (follows) for examples of standard installation variables and extraordinary circumstances.
Additional terms:
 - Installation is available via SIN 33721 only when installing the awarded product SIN's of this contract.
 - The end-user, or their contractors, may not change the awarded terms of the installation task (e.g. stop the install, change the location). If an unforeseen installation issue arises that would change the scope or add cost, Inscape reserves the right to stop work and immediately consult the Contracting Officer.
 - This SIN contains a perpetual offer, at the sole determination of the Contracting Office, for emergency product storage at the rate of 3% of product Net stored per month. Emergency product storage is defined as after the product is manufactured but is not able to be installed due to unforeseen end-user or building delay.
 - When required by the Scope of Work, but incidental to the overall furniture order, existing furniture reconfiguration and minor outside trade-work (e.g. small area carpet repair) is allowable as installation
 - Connection of the furniture to the building power is the responsibility of the client.
20. **Terms and Conditions of Repair Parts:** N/A
- 20a. **Terms and Conditions for Any Other Services:** N/A
21. **List of Service and Distribution Points:** All product is distributed from points of production. Services are executed by Inscape's local distribution partners located throughout CONUS as a sub-contractor to Inscape.

22. **List of Participating Dealers:** Contact Inscope at Govteam@myinscape.com

23. **Preventive Maintenance:** N/A

24a. **Special Environmental Attributes:** All awarded SINs for both Inscope System and Office Specialty are:
BIFMA Level: 3
SCS Indoor Advantage Gold: Indoor Air Quality
FSC Chain of Custody : Veneers
Toxics Reduction Plan: Annual Reports



24b. **Section 508 Compliance Information:** N/A

25. **Federal Identification Numbers:**
Data Universal Number System (DUNS) number: 080668756
Tax Id: 51-0391804
Cage Code: 7Y1V3
Business Size: Small
Primary NAICS: 337214, 337215 & 337127
Primary PSC: 7110, 7195 & 7125

26. **System for Award Management (SAM), WAWF & ITSS:** Registered

Appendix A

Installation Variables

Standard Variable Examples

Examples of installation variables that are considered standard but may necessitate a task quote at the higher end of the awarded rate range:

- Loading dock restrictions (limited dock access, size restrictions, no dock / street unload)
- Overly phased or piecemealed installation timeline or, conversely, overly compressed install timeline requiring multiple crews
- Requirement to work around other trades
- Restrictions on elevator use
- Lack of staging area
- Inscope required to acquire local systems furniture building permits
- Overly restrictive security requirements (extensive badging, line of sight supervision, mandatory escorting)
- Urban work in the business district of a major city (e.g. NY, LA, Chicago)
- Rural work more than 100 miles from an Authorized Inscope dealer
- Requirement of Prevailing Wage
- Exact delivery time for less than full tractor-trailer load
- Storage of product off-site for less than 30 days
- Requirement for a US licensed truck driver for entering a military installation

Extraordinary Circumstances Examples

Extraordinary circumstances may necessitate a GSA schedule task quote at higher than the awarded rate. Any proposed work under extraordinary circumstances and must be reviewed and approved by the GSA Contracting Officer.

Examples include:

- Requirement of Union installers or the inclusion of other required tradesmen not part of Inscope’s installer’s personnel or subcontractors
- Requirement of installation during non-standard business hours. Standard installation hours are defined as 7:00am to 7:00pm on days of standard government operation.
- Requirement of installation above the ground floor without the use of an elevator
- Installation in facilities located Outside of the Continental United States

Bench Marks

For the convenience of the Task Order Contracting Officer, we are voluntarily stating the following pricing bench-marks (non-contractual estimates).

Task: Full, typical installation service in Washington, DC with one or two of the above standard variables applying
for Inscope Systems (SIN 33721) = 19% of net product price
for Office Specialty (SIN 33721) = 15% of net product price
for mixed SINs = 17% of net product price

Contents

Ergonomics

Freestanding Electric Height Adjustable Tables	3
+ 2 Stage Base	3
+ 2 Stage Base Only	5
+ 3 Stage Base	7
+ 3 Stage Base Only	9
Mobile Electric Height Adjustable Tables	11
+ 2 Stage Base	11
+ 3 Stage Base	12
Freestanding Fixed Height Tables	13
Mobile Fixed Height Tables	14
Freestanding Pneumatic Height Adjustable Tables	15
Table Accessories	16
Monitor Arms	17
Keyboard Platforms	18
Task Lighting	19

Conditions of Sale

Refer to the Conditions of Sale document on the [Support](#) page of myinscape.com.

- This freestanding electric height adjustable table has a lift capacity of 200lbs (includes worksurface)
- **When using the height adjustable tables where storage is located below, the digital handset is required in order to program lowest to not interfere with storage**
- Height range is 28.5" to 48"; a total range of 19.5"
- Two stage base comes in black (335-Kettle Black), white (336-White Velvet) and gray (334-Steel Wool)
- Worksurface sizes are nominal. Surfaces are 1" less in the depth and 2" less in the width to provide gap between worksurface and panel to avoid pinch points
- Product codes include base and worksurface
- Stretcher bars are included
- When manually specifying worksurface in laminate, add suffix "-S" to the code
- 1 ¼" thick worksurfaces only
- 2 Stage Base does NOT include anti-collision software. Please see 3 Stage Base if anti-collision is required.

HANDSET OPTIONS

Included at no additional cost:

1. Handset with Up Down Buttons

OR

2. Intuitive Paddle

Optional with upcharge:

3. Handset with Up Down Buttons + Memory Display (+\$92)

OR

4. Intuitive Paddle with Bluetooth + Memory Display (+\$92)


NOTES


In order to get a total cost on products when upcharges are present take the list price of the product number and add the upcharge cost shown to the list price. For example:


Product INLAKE2S2442 in Nuform Select would be \$2157 +\$42


Product INLAKE2S2442 in Grade 1 Laminate would be \$2157 +\$121

These tables receive a Systems discount

Description	Part number	Width	Depth	Laminate/ Nuform Classic	Nuform Select	Tapered edge	Grade 1 laminate
 24"D Height Adjustable Table with 2 stage base	INLAKE2S2442	42"	24"	\$2157	+\$42	+\$21	+\$121
	INLAKE2S2448	48"	24"	\$2211	+\$47	+\$23	+\$139
	INLAKE2S2454	54"	24"	\$2265	+\$53	+\$29	+\$161
	INLAKE2S2460	60"	24"	\$2317	+\$57	+\$31	+\$172
	INLAKE2S2466	66"	24"	\$2370	+\$61	+\$33	+\$185
	INLAKE2S2472	72"	24"	\$2426	+\$67	+\$34	+\$208

 30"D Height Adjustable Table with 2 stage base	INLAKE2S3042	42"	30"	\$2251	+\$51	+\$27	+\$153
	INLAKE2S3048	48"	30"	\$2317	+\$57	+\$31	+\$172
	INLAKE2S3054	54"	30"	\$2384	+\$63	+\$32	+\$194
	INLAKE2S3060	60"	30"	\$2454	+\$70	+\$35	+\$214
	INLAKE2S3066	66"	30"	\$2500	+\$74	+\$39	+\$228
	INLAKE2S3072	72"	30"	\$2586	+\$85	+\$42	+\$254

 24"D 90° Height Adjustable Table with 2 stage base	IN90L24860-22	48"	60"	\$3549	+\$89	+\$46	+\$268
	IN90L24872-22	48"	72"	\$3722	+\$107	+\$47	+\$330
	IN90L26048-22	60"	48"	\$3549	+\$89	+\$46	+\$268
	IN90L27248-22	72"	48"	\$3722	+\$107	+\$47	+\$330

 30"D 90° Height Adjustable Table with 2 stage base	IN90L24860-33	48"	60"	\$3549	+\$104	+\$52	+\$319
	IN90L24872-33	48"	72"	\$3722	+\$108	+\$57	+\$333
	IN90L26048-33	60"	48"	\$3549	+\$104	+\$52	+\$319
	IN90L27248-33	72"	48"	\$3722	+\$108	+\$57	+\$333

Ergonomics

Freestanding Electric Height Adjustable Tables

2 Stage Base

- This freestanding electric height adjustable table has a lift capacity of 200lbs (includes worksurface)
- **When using the height adjustable tables where storage is located below, the digital handset is required in order to program lowest to not interfere with storage**
- Height range is 28.5" to 48"; a total range of 19.5"
- Two stage base comes in black (335-Kettle Black), white (336-White Velvet) and gray (334-Steel Wool)
- Worksurface sizes are nominal. Surfaces are 1" less in the depth and 2" less in the width to provide gap between worksurface and panel to avoid pinch points
- Product codes include base and worksurface
- Stretcher bars are included
- When manually specifying worksurface in laminate, add suffix "--S" to the code
- 1 ¼" thick worksurfaces only
- 2 Stage Base does NOT include anti-collision software. Please see 3 Stage Base if anti-collision is required.
- Battery Pack and Bluetooth add-on are only compatible with the 2 and 3 Stage Base Freestanding Electric Height Adjustable Tables

HANDSET OPTIONS

Included at no additional cost:

1. Handset with Up Down Buttons

OR

2. Intuitive Paddle

Optional with upcharge:

3. Handset with Up Down Buttons + Memory Display (+\$92)

OR

4. Intuitive Paddle with Bluetooth + Memory Display (+\$92)


NOTES

In order to get a total cost on products when upcharges are present take the list price of the product number and add the upcharge cost shown to the list price. For example:


Product IN120L242-22 in Nuform Select would be \$3441 +\$76

Product IN120L242-22 in Grade 1 Laminate would be \$3441 +\$233


These tables receive a Systems discount

Description	Part number	Width	Depth	Laminate/ Nuform Classic	Nuform Select	Tapered edge	Grade 1 laminate
	IN120L242-22	42"	42"	\$3441	+\$76	+\$42	+\$233
	IN120L248-22	48"	48"	\$3609	+\$94	+\$48	+\$287

24"D 120° Height Adjustable Table with 2 stage base

	IN120L242-33	42"	42"	\$3478	+\$81	+\$42	+\$243
	IN120L248-33	48"	48"	\$3640	+\$96	+\$49	+\$289

30"D 120° Height Adjustable Table with 2 stage base

Description	Part number	Width	Depth	List/base
	INLAKBATTPK	8 ¼"	3"	\$666

Electric Height Adjustable Table Battery Pack

	INLAKBTOOTH	2.36"	½"	\$104
---	--------------------	-------	----	-------

Electric Height Adjustable Table Bluetooth Add-on

- This freestanding electric height adjustable table has a lift capacity of 200lbs (includes worksurface)
- **When using the height adjustable tables where storage is located below, the digital handset is required in order to program lowest to not interfere with storage**
- Height range is 28.5" to 48"; a total range of 19.5"
- Two stage base comes in black (335-Kettle Black), white (336-White Velvet) and gray (334-Steel Wool)
- Stretcher bars are included
- 2 Stage Base does NOT include anti-collision software. Please see 3 Stage Base if anti-collision is required.

HANDSET OPTIONS

Included at no additional cost:

1. Handset with Up Down Buttons

OR

2. Intuitive Paddle





Optional with upcharge:

3. Handset with Up Down Buttons + Memory Display (+\$92)

OR

4. Intuitive Paddle with Bluetooth + Memory Display (+\$92)

These tables receive a Systems discount

Description	Part number	Width	Depth	List/base
 <p>2 Stage Height Adjustable Base Only For 24"D rectangular surfaces</p>	INLAKE2BASE2442	42"	24"	\$1947
	INLAKE2BASE2448	48"	24"	\$1947
	INLAKE2BASE2454	54"	24"	\$1947
	INLAKE2BASE2460	60"	24"	\$1947
	INLAKE2BASE2466	66"	24"	\$1947
	INLAKE2BASE2472	72"	24"	\$1947
 <p>2 Stage Height Adjustable Base Only For 30"D rectangular surfaces</p>	INLAKE2BASE3042	42"	30"	\$1947
	INLAKE2BASE3048	48"	30"	\$1947
	INLAKE2BASE3054	54"	30"	\$1947
	INLAKE2BASE3060	60"	30"	\$1947
	INLAKE2BASE3066	66"	30"	\$1947
	INLAKE2BASE3072	72"	30"	\$1947
 <p>2 Stage 90° Height Adjustable Base Only For 24"D surfaces</p>	IN90L2BS4860-22	48"	60"	\$2939
	IN90L2BS4872-22	48"	72"	\$2939
	IN90L2BS6048-22	60"	48"	\$2939
	IN90L2BS7248-22	72"	48"	\$2939
 <p>2 Stage 90° Height Adjustable Base Only For 30"D surfaces</p>	IN90L2BS4860-33	48"	60"	\$2939
	IN90L2BS4872-33	48"	72"	\$2939
	IN90L2BS6048-33	60"	48"	\$2939
	IN90L2BS7248-33	72"	48"	\$2939

Ergonomics

Freestanding Electric Height Adjustable Tables

2 Stage Base Only

- This freestanding electric height adjustable table has a lift capacity of 200lbs (includes worksurface)
- **When using the height adjustable tables where storage is located below, the digital handset is required in order to program lowest to not interfere with storage**
- Height range is 28.5" to 48"; a total range of 19.5"
- Two stage base comes in black (335-Kettle Black), white (336-White Velvet) and gray (334-Steel Wool)
- Stretcher bars are included
- 2 Stage Base does NOT include anti-collision software. Please see 3 Stage Base if anti-collision is required.
- Battery Pack and Bluetooth add-on are only compatible with the 2 and 3 Stage Base Freestanding Electric Height Adjustable Tables

HANDSET OPTIONS

Included at no additional cost:

1. Handset with Up Down Buttons
- OR**

2. Intuitive Paddle

Optional with upcharge:


3. Handset with Up Down Buttons + Memory Display (+\$92)
- OR**

4. Intuitive Paddle with Bluetooth + Memory Display (+\$92)

These tables receive a Systems discount

Description	Part number	Width	Depth	List/base
	IN120LK2BS42-22	42"	42"	\$2939
	IN120LK2BS48-22	48"	48"	\$2939

2 Stage 120° Height Adjustable Base Only
For 24" D surfaces

	IN120LK2BS42-33	42"	42"	\$2939
	IN120LK2BS48-33	48"	48"	\$2939

2 Stage 120° Height Adjustable Base Only
For 30" D surfaces

Description	Part number	Width	Depth	List/base
	INLAKBATPK	8 ¼"	3"	\$666

Electric Height Adjustable Table
Battery Pack

	INLAKBTOOTH	2.36"	½"	\$104
---	--------------------	-------	----	-------

Electric Height Adjustable Table
Bluetooth Add-on

- This freestanding electric height adjustable table has a lift capacity of 220lbs (includes worksurface)
- **When using the height adjustable tables where storage is located below, the digital handset is required in order to program lowest to not interfere with storage**
- Height range is 22.2" to 49.3"; a total range of 27.1"
- Three stage base comes in black (335-Kettle Black), white (336-White Velvet) and gray (334-Steel Wool)
- Worksurface sizes are nominal. Surfaces are 1" less in the depth and 2" less in the width to provide gap between worksurface and panel to avoid pinch points
- Product codes include base and worksurface
- Stretcher bars are included
- When manually specifying worksurface in laminate, add suffix "--S" to the code
- 1 ¼" thick worksurfaces only
- Anti-collision software included with 3 Stage Base

HANDSET OPTIONS

Included at no additional cost:

1. Handset with Up Down Buttons

OR

2. Intuitive Paddle

Optional with upcharge:

3. Handset with Up Down Buttons + Memory Display (+\$92)

OR

4. Intuitive Paddle with Bluetooth + Memory Display (+\$92)


NOTES


In order to get a total cost on products when upcharges are present take the list price of the product number and add the upcharge cost shown to the list price. For example:


Product INLAKE3S2442 in Nuform Select would be \$2287 +\$42


Product INLAKE3S2442 in Grade 1 Laminate would be \$2287 +\$121

These tables receive a Systems discount

Description	Part number	Width	Depth	Laminate/ Nuform Classic	Nuform Select	Tapered edge	Grade 1 laminate
 24"D Height Adjustable Table with 3 stage base	INLAKE3S2442	42"	24"	\$2287	+\$42	+\$21	+\$121
	INLAKE3S2448	48"	24"	\$2343	+\$47	+\$23	+\$139
	INLAKE3S2454	54"	24"	\$2394	+\$53	+\$29	+\$161
	INLAKE3S2460	60"	24"	\$2448	+\$57	+\$31	+\$172
	INLAKE3S2466	66"	24"	\$2501	+\$61	+\$33	+\$185
	INLAKE3S2472	72"	24"	\$2555	+\$67	+\$34	+\$208

 30"D Height Adjustable Table with 3 stage base	INLAKE3S3042	42"	30"	\$2382	+\$51	+\$27	+\$153
	INLAKE3S3048	48"	30"	\$2448	+\$57	+\$31	+\$172
	INLAKE3S3054	54"	30"	\$2514	+\$63	+\$32	+\$194
	INLAKE3S3060	60"	30"	\$2584	+\$70	+\$35	+\$214
	INLAKE3S3066	66"	30"	\$2628	+\$74	+\$39	+\$228
	INLAKE3S3072	72"	30"	\$2718	+\$85	+\$42	+\$254

 24"D 90° Height Adjustable Table with 3 stage base	IN90L34860-22	48"	60"	\$3747	+\$89	+\$46	+\$268
	IN90L34872-22	48"	72"	\$3918	+\$107	+\$47	+\$330
	IN90L36048-22	48"	60"	\$3747	+\$89	+\$46	+\$268
	IN90L37248-22	48"	72"	\$3918	+\$107	+\$47	+\$330

 30"D 90° Height Adjustable Table with 3 stage base	IN90L34860-33	48"	60"	\$3747	+\$104	+\$52	+\$319
	IN90L34872-33	48"	72"	\$3918	+\$108	+\$57	+\$333
	IN90L36048-33	48"	60"	\$3747	+\$104	+\$52	+\$319
	IN90L37248-33	48"	72"	\$3918	+\$108	+\$57	+\$333

Ergonomics

Freestanding Electric Height Adjustable Tables

3 Stage Base

- This freestanding electric height adjustable table has a lift capacity of 220lbs (includes worksurface)
- **When using the height adjustable tables where storage is located below, the digital handset is required in order to program lowest to not interfere with storage**
- Height range is 22.2" to 49.3"; a total range of 27.1"
- Three stage base comes in black (335-Kettle Black), white (336-White Velvet) and gray (334-Steel Wool)
- Worksurface sizes are nominal. Surfaces are 1" less in the depth and 2" less in the width to provide gap between worksurface and panel to avoid pinch points
- Product codes include base and worksurface
- Stretcher bars are included
- When manually specifying worksurface of laminate add suffix "-S" to the code
- 1 ¼" thick worksurfaces only
- Anti-collision software included with 3 Stage Base
- Battery Pack and Bluetooth add-on are only compatible with the 2 and 3 Stage Base Freestanding Electric Height Adjustable Tables

HANDSET OPTIONS

Included at no additional cost:

1. Handset with Up Down Buttons

OR

2. Intuitive Paddle

Optional with upcharge:

3. Handset with Up Down Buttons + Memory Display (+\$92)

OR

4. Intuitive Paddle with Bluetooth + Memory Display (+\$92)


NOTES

In order to get a total cost on products when upcharges are present take the list price of the product number and add the upcharge cost shown to the list price. For example:


Product IN120L342-22 in Nuform Select would be \$3637 +\$76

Product IN120L342-22 in Grade 1 Laminate would be \$3637 +\$233


These tables receive a Systems discount

Description	Part number	Width	Depth	Laminate/ Nuform Classic	Nuform Select	Tapered edge	Grade 1 laminate
	IN120L342-22	42"	24"	\$3637	+\$76	+\$42	+\$233
	IN120L348-22	48"	24"	\$3804	+\$94	+\$48	+\$287


24"D 120° Height Adjustable Table with 3 stage base

	IN120L342-33	42"	30"	\$3675	+\$81	+\$42	+\$243
	IN120L348-33	48"	30"	\$3836	+\$96	+\$49	+\$289

30"D 120° Height Adjustable Table with 3 stage base

Description	Part number	Width	Depth	List/base
	INLAKBATTPK	8 ¼"	3"	\$666

Electric Height Adjustable Table Battery Pack

	INLAKBTOOTH	2.36"	½"	\$104
---	--------------------	-------	----	-------

Electric Height Adjustable Table Bluetooth Add-on

- This freestanding electric height adjustable table has a lift capacity of 220lbs (includes worksurface)
- **When using the height adjustable tables where storage is located below, the digital handset is required in order to program lowest to not interfere with storage**
- Height range is 22.2" to 49.3"; a total range of 27.1"
- Three stage base comes in black (335-Kettle Black), white (336-White Velvet) and gray (334-Steel Wool)
- Stretcher bars are included
- Anti-collision software included with 3 Stage Base

HANDSET OPTIONS

Included at no additional cost:

1. Handset with Up Down Buttons

OR

2. Intuitive Paddle





Optional with upcharge:

3. Handset with Up Down Buttons + Memory Display (+\$92)

OR

4. Intuitive Paddle with Bluetooth + Memory Display (+\$92)

These tables receive a Systems discount

Description	Part number	Width	Depth	List/base
 <p>3 Stage Height Adjustable Base Only For 24"D rectangular surfaces</p>	INLAKE3BASE2442	42"	24"	\$2089
	INLAKE3BASE2448	48"	24"	\$2089
	INLAKE3BASE2454	54"	24"	\$2089
	INLAKE3BASE2460	60"	24"	\$2089
	INLAKE3BASE2466	66"	24"	\$2089
	INLAKE3BASE2472	72"	24"	\$2089
 <p>3 Stage Height Adjustable Base Only For 30"D rectangular surfaces</p>	INLAKE3BASE3042	42"	30"	\$2089
	INLAKE3BASE3048	48"	30"	\$2089
	INLAKE3BASE3054	54"	30"	\$2089
	INLAKE3BASE3060	60"	30"	\$2089
	INLAKE3BASE3066	66"	30"	\$2089
	INLAKE3BASE3072	72"	30"	\$2089
 <p>3 Stage 90° Height Adjustable Base Only For 24"D surfaces</p>	IN90L3BS4860-22	48"	60"	\$3154
	IN90L3BS4872-22	48"	72"	\$3154
	IN90L3BS6048-22	60"	48"	\$3154
	IN90L3BS7248-22	72"	48"	\$3154
 <p>3 Stage 90° Height Adjustable Base Only For 30"D surfaces</p>	IN90L3BS4860-33	48"	60"	\$3154
	IN90L3BS4872-33	48"	72"	\$3154
	IN90L3BS6048-33	60"	48"	\$3154
	IN90L3BS7248-33	72"	48"	\$3154

Ergonomics

Freestanding Electric Height Adjustable Tables

3 Stage Base Only

- This freestanding electric height adjustable table has a lift capacity of 220lbs (includes worksurface)
- **When using the height adjustable tables where storage is located below, the digital handset is required in order to program lowest to not interfere with storage**
- Height range is 22.2" to 49.3"; a total range of 27.1"
- Three stage base comes in black (335-Kettle Black), white (336-White Velvet) and gray (334-Steel Wool)
- Stretcher bars are included
- Anti-collision software included with 3 Stage Base
- Battery Pack and Bluetooth add-on are only compatible with the 2 and 3 Stage Base Freestanding Electric Height Adjustable Tables

HANDSET OPTIONS


Included at no additional cost:

1. Handset with Up Down Buttons
- OR**
2. Intuitive Paddle


Optional with upcharge:

3. Handset with Up Down Buttons + Memory Display (+\$92)
- OR**
4. Intuitive Paddle with Bluetooth + Memory Display (+\$92)


These tables receive a Systems discount


Description	Part number	Width	Depth	List/base
	IN120LK3BS42-22	42"	42"	\$3154
	IN120LK3BS48-22	48"	48"	\$3154

3 Stage 120° Height Adjustable Base Only
For 24" D surfaces

	IN120LK3BS42-33	42"	42"	\$3154
	IN120LK3BS48-33	48"	48"	\$3154

3 Stage 120° Height Adjustable Base Only
For 30" D surfaces

Description	Part number	Width	Depth	List/base
 Electric Height Adjustable Table Battery Pack	INLAKBATPK	8 ¼"	3"	\$666

 Electric Height Adjustable Table Bluetooth Add-on	INLAKBTOOTH	2.36"	½"	\$104
---	--------------------	-------	----	-------

Ergonomics

Mobile Electric Height Adjustable Tables

2 Stage Base

- This mobile electric height adjustable table has a lift capacity of 200lbs (includes worksurface)
- **When using the height adjustable tables where storage is located below, the memory display handset is required in order to program lowest to not interfere with storage**
- Height range is 29" to 49"; a total range of 20"
- Two stage base comes in black (335-Kettle Black), white (336-White Velvet) and gray (334-Steel Wool)
- Worksurface sizes are nominal. Surfaces are 1" less in the depth and 2" less in the width to provide gap between worksurface and panel to avoid pinch points
- Product codes include base and worksurface
- Stretcher bars are included
- When manually specifying worksurface in laminate, add suffix "-S" to the code
- 1 ¼" thick worksurfaces only
- 2 Stage Base does NOT include anti-collision software. Please see 3 Stage Base if anti-collision is required.
- Mobile Fixed Height Tables are compatible with the following items: Flat + Curved Table Mounted Metal Screens, Worksurface Undermounted Bin + Accessory Hook and Power Modules

HANDSET OPTIONS

Included at no additional cost:

1. Handset with Up Down Buttons

OR

2. Intuitive Paddle

Optional with upcharge:

3. Handset with Up Down Buttons + Memory Display (+\$92)

OR

4. Intuitive Paddle with Bluetooth + Memory Display (+\$92)

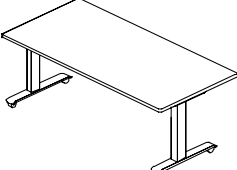
NOTES

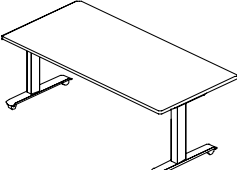
In order to get a total cost on products when upcharges are present take the list price of the product number and add the upcharge cost shown to the list price. For example:


Product INLAKE2SMB2442 in Nuform Select would be \$2264 +\$45


Product INLAKE2SMB2442 in Grade 1 Laminate would be \$2264 +\$121

These tables receive a Systems discount

Description	Part number	Width	Depth	Laminate/ Nuform Classic	Nuform Select	Tapered edge	Grade 1 laminate
 24"D Mobile Height Adjustable Table with 2 stage base	INLAKE2SMB2442	42"	24"	\$2264	+\$45	+\$23	+\$121
	INLAKE2SMB2448	48"	24"	\$2308	+\$50	+\$24	+\$139
	INLAKE2SMB2454	54"	24"	\$2330	+\$56	+\$30	+\$161
	INLAKE2SMB2460	60"	24"	\$2357	+\$58	+\$32	+\$172
	INLAKE2SMB2466	66"	24"	\$2452	+\$64	+\$35	+\$185
	INLAKE2SMB2472	72"	24"	\$2474	+\$70	+\$35	+\$208

 30"D Mobile Height Adjustable Table with 2 stage base	INLAKE2SMB3042	42"	30"	\$2357	+\$47	+\$24	+\$153
	INLAKE2SMB3048	48"	30"	\$2401	+\$52	+\$25	+\$172
	INLAKE2SMB3054	54"	30"	\$2429	+\$58	+\$31	+\$194
	INLAKE2SMB3060	60"	30"	\$2452	+\$60	+\$34	+\$214
	INLAKE2SMB3066	66"	30"	\$2612	+\$67	+\$37	+\$228
	INLAKE2SMB3072	72"	30"	\$2639	+\$74	+\$37	+\$254

Description	Part number	Width	Depth	List/base
 Electric Height Adjustable Table Battery Pack	INLAKBATTPK	8 ¼"	3"	\$666

 Electric Height Adjustable Table Bluetooth Add-on	INLAKBTOOTH	2.36"	½"	\$104
---	--------------------	-------	----	-------

Ergonomics

Mobile Electric Height Adjustable Tables

3 Stage Base

- This freestanding electric height adjustable table has a lift capacity of 220lbs (includes worksurface)
- **When using the height adjustable tables where storage is located below, the digital handset is required in order to program lowest to not interfere with storage**
- Height range is 24.2" to 51.3"; a total range of 27.1"
- Three stage base comes in black (335-Kettle Black), white (336-White Velvet) and gray (334-Steel Wool)
- Worksurface sizes are nominal. Surfaces are 1" less in the depth and 2" less in the width to provide gap between worksurface and panel to avoid pinch points
- Product codes include base and worksurface
- Stretcher bars are included
- When manually specifying worksurface in laminate, add suffix "--S" to the code
- 1 ¼" thick worksurfaces only
- Anti-collision software included with 3 Stage Base
- Mobile Fixed Height Tables are compatible with the following items: Flat + Curved Table Mounted Metal Screens, Worksurface Undermounted Bin + Accessory Hook and Power Modules

HANDSET OPTIONS

Included at no additional cost:

1. Handset with Up Down Buttons

OR

2. Intuitive Paddle

Optional with upcharge:

3. Handset with Up Down Buttons + Memory Display (+\$92)

OR

4. Intuitive Paddle with Bluetooth + Memory Display (+\$92)

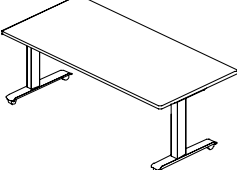
NOTES

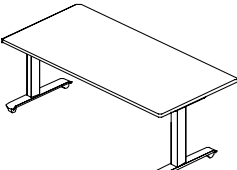
In order to get a total cost on products when upcharges are present take the list price of the product number and add the upcharge cost shown to the list price. For example:


Product INLAKE3SMB2442 in Nuform Select would be \$2429 +\$48


Product INLAKE3SMB2442 in Grade 1 Laminate would be \$2429 +\$121

These tables receive a Systems discount

Description	Part number	Width	Depth	Laminate/ Nuform Classic	Nuform Select	Tapered edge	Grade 1 laminate
 24"D Mobile Height Adjustable Table with 3 stage base	INLAKE3SMB2442	42"	24"	\$2429	+\$48	+\$24	+\$121
	INLAKE3SMB2448	48"	24"	\$2474	+\$53	+\$26	+\$139
	INLAKE3SMB2454	54"	24"	\$2501	+\$60	+\$32	+\$161
	INLAKE3SMB2460	60"	24"	\$2529	+\$62	+\$34	+\$172
	INLAKE3SMB2466	66"	24"	\$2622	+\$67	+\$37	+\$185
	INLAKE3SMB2472	72"	24"	\$2644	+\$74	+\$37	+\$208

 30"D Mobile Height Adjustable Table with 3 stage base	INLAKE3SMB3042	42"	30"	\$2529	+\$49	+\$25	+\$153
	INLAKE3SMB3048	48"	30"	\$2568	+\$56	+\$27	+\$172
	INLAKE3SMB3054	54"	30"	\$2601	+\$62	+\$33	+\$194
	INLAKE3SMB3060	60"	30"	\$2622	+\$64	+\$36	+\$214
	INLAKE3SMB3066	66"	30"	\$2781	+\$72	+\$40	+\$228
	INLAKE3SMB3072	72"	30"	\$2810	+\$79	+\$40	+\$254

Description	Part number	Width	Depth	List/base
 Electric Height Adjustable Table Battery Pack	INLAKBATPK	8 ¼"	3"	\$666

 Electric Height Adjustable Table Bluetooth Add-on	INLAKBTOOTH	2.36"	½"	\$104
---	--------------------	-------	----	-------

Ergonomics

Freestanding Fixed Height Tables

- The legs are available in all standard paint colours
- Worksurface sizes are nominal. Surfaces are 1" less in the depth and 2" less in the width to provide gap between worksurface and panel to avoid pinch points
- Product codes include base and worksurface
- Stretcher bars are included
- When manually specifying worksurface of laminate add suffix "-S" to the code
- 1 ¼" thick worksurfaces only



NOTES

In order to get a total cost on products when upcharges are present take the list price of the product number and add the upcharge cost shown to the list price. For example:

Product INLAKF2436 in Nuform Select would be \$1048 +\$36

Product INLAKF2436 in Grade 1 Laminate and an Accent Paint on the base would be \$1048 +\$110 +\$106

These tables receive a Systems discount

Description	Part number	Width	Depth	Laminate/ Nuform Classic	Nuform Select	Tapered edge	Grade 1 laminate	Accent paint
 24"D Freestanding Fixed Height Table	INLAKF2436	36"	23"	\$1048	+\$36	+\$18	+\$110	+\$106
	INLAKF2442	42"	23"	\$1064	+\$42	+\$21	+\$121	+\$107
	INLAKF2448	48"	23"	\$1120	+\$47	+\$23	+\$139	+\$114
	INLAKF2454	54"	23"	\$1172	+\$53	+\$29	+\$161	+\$120
	INLAKF2460	60"	23"	\$1226	+\$57	+\$31	+\$172	+\$125
	INLAKF2466	66"	23"	\$1278	+\$61	+\$33	+\$185	+\$130
	INLAKF2472	72"	23"	\$1333	+\$67	+\$34	+\$208	+\$135
 30"D Freestanding Fixed Height Table	INLAKF3036	36"	29"	\$1145	+\$48	+\$25	+\$142	+\$116
	INLAKF3042	42"	29"	\$1171	+\$51	+\$27	+\$153	+\$120
	INLAKF3048	48"	29"	\$1237	+\$57	+\$31	+\$172	+\$126
	INLAKF3054	54"	29"	\$1304	+\$63	+\$32	+\$194	+\$132
	INLAKF3060	60"	29"	\$1372	+\$70	+\$35	+\$214	+\$139
	INLAKF3066	66"	29"	\$1420	+\$74	+\$39	+\$228	+\$143
	INLAKF3072	72"	29"	\$1506	+\$85	+\$42	+\$254	+\$153

Ergonomics

Mobile Fixed Height Tables

- The legs are available in all standard paint colours
- Worksurface height is 28.5"h
- Worksurface sizes are nominal. Surfaces are 1" less in the depth and 2" less in the width to provide gap between worksurface and panel to avoid pinch points
- Product codes include base and worksurface
- Stretcher bars are included
- When manually specifying worksurface of laminate add suffix "-S" to the code
- 1 ¼" thick worksurfaces only
- Mobile Fixed Height Tables are compatible with the following items: Flat + Curved Table Mounted Metal Screens, Worksurface Undermounted Bin + Accessory Hook and Power Modules

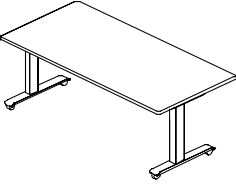
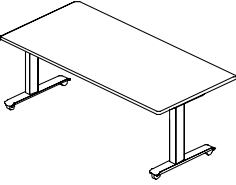
NOTES

In order to get a total cost on products when upcharges are present take the list price of the product number and add the upcharge cost shown to the list price. For example:

Product INLAKFMB2436 in Nuform Select would be \$1116 +\$22

Product INLAKFMB2436 in Grade 1 Laminate and an Accent Paint on the base would be \$1116 +\$110 +\$115

These tables receive a Systems discount

Description	Part number	Width	Depth	Laminate/ Nuform Classic	Nuform Select	Tapered edge	Grade 1 laminate	Accent paint
 24"D Mobile Fixed Height Table	INLAKFMB2436	36"	24"	\$1116	+\$22	+\$12	+\$110	+\$115
	INLAKFMB2442	42"	24"	\$1143	+\$25	+\$13	+\$121	+\$117
	INLAKFMB2448	48"	24"	\$1171	+\$29	+\$16	+\$139	+\$120
	INLAKFMB2454	54"	24"	\$1265	+\$32	+\$18	+\$161	+\$130
	INLAKFMB2460	60"	24"	\$1287	+\$34	+\$19	+\$172	+\$132
	INLAKFMB2466	66"	24"	\$1376	+\$39	+\$20	+\$185	+\$141
	INLAKFMB2472	72"	24"	\$1506	+\$40	+\$21	+\$208	+\$143
 30"D Mobile Fixed Height Table	INLAKFMB3036	36"	30"	\$1038	+\$21	+\$11	+\$116	+\$106
	INLAKFMB3042	42"	30"	\$1066	+\$24	+\$12	+\$153	+\$108
	INLAKFMB3048	48"	30"	\$1100	+\$27	+\$16	+\$172	+\$112
	INLAKFMB3054	54"	30"	\$1188	+\$30	+\$18	+\$194	+\$123
	INLAKFMB3060	60"	30"	\$1210	+\$32	+\$18	+\$214	+\$125
	INLAKFMB3066	66"	30"	\$1370	+\$39	+\$20	+\$228	+\$140
	INLAKFMB3072	72"	30"	\$1397	+\$40	+\$21	+\$254	+\$143

Ergonomics

Freestanding Pneumatic Height Adjustable Tables

- This manual pneumatic height adjustable table has a lift capacity of 160lbs (includes worksurface)
- Height range is 27" to 47"; a total range of 20"
- Desks are structured with appropriate weight allotments dialed into the counterbalance mechanism; height adjustable mechanisms shall be installed with property structured tops as outlined below (included in code below)
- Tops are adjustable by a paddle in the front right of the worksurface
- Worksurface is adjusted via a unique counterbalance mechanism, adjustable by a paddle in the front right of the worksurface
- Silver and White base color option
- Product codes include base and worksurface
- Worksurfaces sizes are nominal
- Worksurfaces are 3/4" less in width on both sides of worksurface to avoid pinch points (total 1 1/2")
- 1" worksurfaces are not available in tapered edge
- Stretcher bars are required for unsupported worksurfaces of 54" width or wider
- **When manually specifying worksurface of laminate add suffix "-S" to the code**

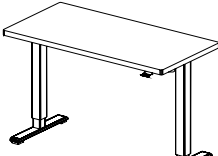
NOTES

In order to get a total cost on products when upcharges are present take the list price of the product number and add the upcharge cost shown to the list price. For example:

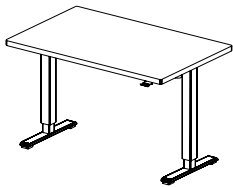
Product EGFTCB2448 in Nuform Select would be \$2311 +\$47

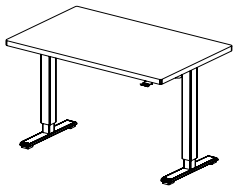
Product EGFTCB2448 in Nuform Select with a 1" Straight Edge would be \$2311 +\$47 -\$46
Product EGFTCB2448 in Grade 1 Laminate would be \$2311 +\$140

These tables receive a Ergonomic discount

Description	Part number	Width	Depth	1 1/4" Laminate/ Nuform Classic	1" Nuform	Nuform Select	Tapered edge	1 1/4" Grade 1 laminate
	EGFTCB2448	48"	24"	\$2311	-\$46	+\$47	+\$23	+\$140
	EGFTCB2454	54"	24"	\$2327	-\$52	+\$53	+\$29	+\$141
	EGFTCB2460	60"	24"	\$2343	-\$56	+\$57	+\$31	+\$142
	EGFTCB2466	66"	24"	\$2380	-\$60	+\$61	+\$33	+\$144
	EGFTCB2472	72"	24"	\$2395	-\$66	+\$67	+\$34	+\$145

24" D Freestanding Pneumatic Height Adjustable Tables



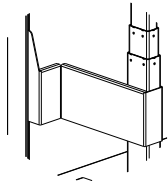
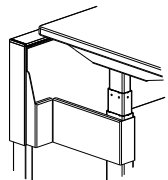
	EGFTCB3048	48"	30"	\$2388	-\$56	+\$57	+\$31	+\$144
	EGFTCB3054	54"	30"	\$2474	-\$61	+\$63	+\$32	+\$151
	EGFTCB3060	60"	30"	\$2500	-\$69	+\$70	+\$35	+\$152
	EGFTCB3066	66"	30"	\$2563	-\$73	+\$74	+\$39	+\$157
	EGFTCB3072	72"	30"	\$2588	-\$84	+\$85	+\$42	+\$158

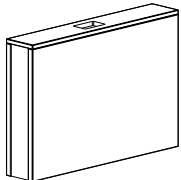
30" D Freestanding Pneumatic Height Adjustable Tables

Ergonomics

Table Accessories

- The Freestanding Table to Panel Bracket can attach a fixed or height adjustable table from this price list to either an Inscape System (either thickness) or Inscape Bench frame
- The bracket is handed and is available in any of Inscape's standard paint colors
- Laminate Shrouds are non-handed and are ideal for use in a private office application
- Shrouds are used with 2 Stage Height Adjustable Tables only
- Shrouds are available in Inscape's standard Low Pressure Laminate options





Description	Part number	Neutral paint/ base price	Accent paint
 <p>Inscape System application</p>  <p>Inscape Bench application</p>	Freestanding Table to Panel Bracket Handed		
	INSLNAK-LHBRKT left-handed (illustrated)	\$268	+\$54
	INSLNAK-RHBRKT right-handed	\$268	+\$54

Description	Part number	List price
	LlSHRDHA240 For 24"D Tables	\$814
	LlSHRDHA300 For 30"D Tables	\$859

Ergonomics Monitor Arms

- Motus and Motus2 have a weight capacity of 6.5 – 17.6 lbs per arm and both have a 180° lockout feature
- Motus Conversion converts a 75mm to 100mm VESA mount to attach to a 100mm x 200mm VESA monitor
- Motus Heavy Weighted Plate is a weighted mount for when monitor weight does not meet minimum weight for monitor arm. Adds an additional 2.39lbs
- Finishes are available in silver and white for Motus and Motus2 monitor arms
- Nano Single and Nano Double have a weight capacity of 2.2 – 17.6 lbs per arm
- Finishes are available in silver only for Nano Single and Nano Double monitor arms

All monitor arms receive an Systems discount




Description	Part number	List price
 <p data-bbox="591 520 846 573">Motus Single Monitor Arm Note: Monitor not included</p>	INMA1	\$518
 <p data-bbox="591 779 862 831">Motus2 Double Monitor Arm Note: Monitor not included</p>	INMA2	\$929
 <p data-bbox="591 1037 1138 1058">Motus Conversion Monitor Conversion for Larger Screens</p>	INMAC	\$35
 <p data-bbox="591 1184 1019 1215">Motus Heavy Weighted Plate for Monitor Arm</p>	INMAH	\$54

Ergonomics

Keyboard Platforms

- All keyboard solutions include keyboard platform, articulating arm, leatherette covered gel palm pads, mouse pad, mouse guards and cord management clips at no extra charge
- Ultra keyboard platform is recommended for straight edge work surfaces, for left or right handed users, 21" glide track and 7" height adjustment. Lift and lock height range
- Prime and Superior keyboard platforms are made of 100% post-consumer material, making them 100% recyclable. Prime has a 17" glide track and 6.25" height adjustment and 25" cut corner platform. The Superior has 21" glide track, 7" height adjustment. Both have a twist and lock knob to adjust height and angle

All keyboard trays receive an Ergonomic discount

Description	Part number	List price
 <p>Prime Small Keyboard Platform Note: keyboard and mouse are not included</p>	EGKBT1CC	\$386
 <p>Superior Larger Keyboard Platform Note: keyboard and mouse are not included</p>	EGKBT2CC	\$490
 <p>Ultra Keyboard Platform with Mousing Platform Note: keyboard and mouse are not included</p>	EGKBTU	\$523

LUX100

- Compact light weight LED task light
- Color temperature of 3000K
- 250 Lumens, CRI 80, 3W
- 11.8" reach
- Built in dimmer and 8 hour auto shut off
- Cord length 5'




LUX200

- Long reaching LED task light
- Color temperature of 3500K
- 356 Lumens, CRI 85, 6W, lamp life of 50,000
- 36" reach
- Built in dimmer and 8 hour auto shut off
- Cord length 7'
- 180° rotation at light source, 360° at base

LUX300

- Telescoping LED task light
- Color temperature of 3500K
- 350 Lumens, CRI 83, 6W
- 33" reach
- Cord length 12'
- 180° rotation at light source and arm, 360° rotation at base
- Occupancy Sensor

All task lighting receive an Ergonomic discount

Description	Part number	List price
 <p>Lux100 Light Weight Compact Task Lighting</p>	EGLUX1	\$246
 <p>Lux200 Two Arm Long Reach Task Lighting</p>	EGLUX2	\$455
 <p>Lux300 Telescoping Head and Arm with USB Port Task Lighting</p>	EGLUX3	\$673

inscape

67 Toll Road
Holland Landing, Ontario
L9N 1H2 Canada

T 905 836 7676

F 905 836 6000

Toll Free 1 866 467 2273

myinscape.com

© Inscape Corporation 2021™

® Trademarks of Inscape Corporation. Patents may be pending. Certain names, words, logos and graphics or designs contained herein are trademarks or service marks of Inscape Corporation.