


SPIDI® SoffitFix



A façade support system for soffit
cladding systems





Contents

Simple. Safe. Quality Assured.	1
Why choose SoffitFix?	3
In Detail	5
Component List	7
Technical Information	8
The SPIDI advantage brought to you by Fixfast	9

Simple. Safe. Quality Assured.


The first choice for the attachment of screw and rivet fixed soffit and ceiling cladding elements.

Ideal for cladding elements such as:



- + Metal panels, planks, or profiles
- + Timber panels or planks
- + Fibre cement panels
- + Mineral fibre panels

Proven performance. Patented product.


The innovative SPIDI Max helping hand bracket (available in aluminium or stainless steel) can be configured with aluminium rails to create cavities, ranging from 60mm to 900mm and beyond, to suit your soffit project.



Why choose Soffit Fix?



- + It's a fully engineered system for any soffit or ceiling cladding that can be attached to aluminium support profiles using screws or rivets
- + Realise your architectural intent, cladding design, engineering and installation requirements through multiple profile designs, sizes, orientations, and finishes
- + Cater for the widest range of soffit void cavities with SPIDI Max helping hand brackets – from 60mm up to 900mm+
- + Simplify your design, procurement, and installation by using the same innovative SPIDI Max helping hand bracket for both fixed point and sliding point applications
- + Meet thermal performance requirements using SPIDI Max aluminium helping hand brackets complete with thermal isolator pads, or Passive House Institute certified A2 or A4 stainless steel brackets
- + Back up your quality soffit support solution with Fixfast SHOQS (Simple, Honest, On-Time, Quality Service) at all stages of your project



In detail

Where can I use SoffitFix?

- + New build
- + Refurbishments
- + External cladding
- + Internal cladding

What type of cladding does SoffitFix suit?

- + Aluminium and other metal panels
- + Fibre cement
- + Mineral fibre
- + Timber and weatherboarding

What support rail options are available?

- + Single layer or two-layer systems
- + L and T shaped extrusions
- + Mill finish, or black anodised

What are the options for SPIDI Max helping hand brackets?

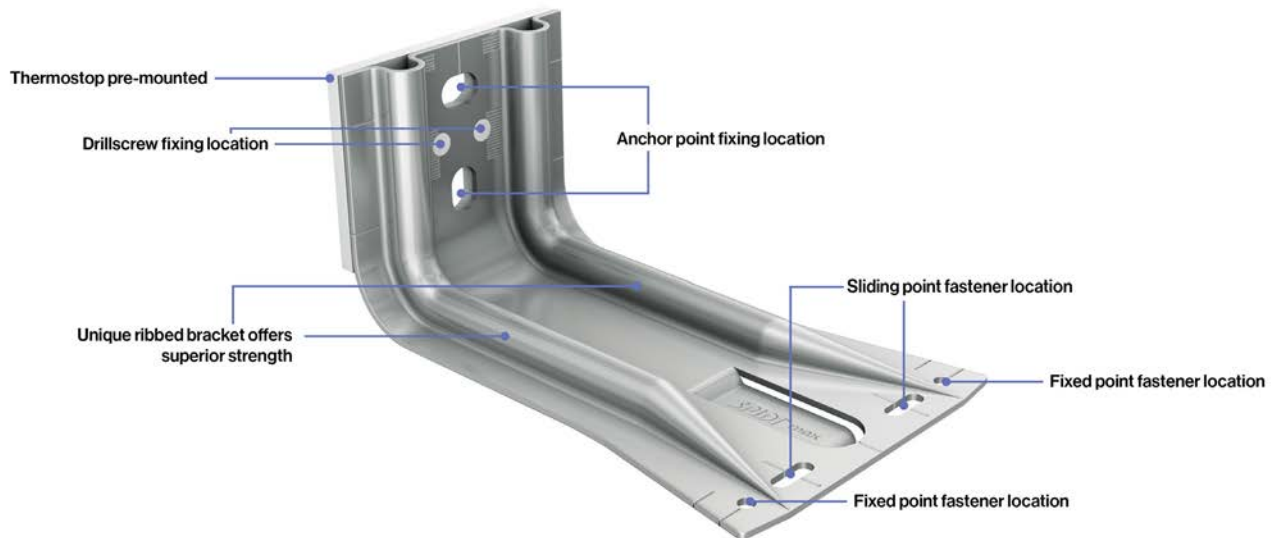
- + Same bracket for for fixed and sliding point applications
- + Aluminium, A2 or A4 stainless steel
- + Pre-fitted but removable thermal isolator pad
- + Suits soffit cavity voids from 60mm to 900mm+

What substrates does SoffitFix work with?

- + Steel
- + Aluminium
- + Concrete
- + Timber



**Can be used with
L or T rails**



Component List

CATEGORY	PRODUCT DESCRIPTION	PRODUCT CODE
Cladding fixings Cladding attachment Cladding attachment fixing	Contact Fixfast	-
Support rail	SPIDI® flat L-rail (mill finish) 3m	SP-PL-A-40/60/2.0/3
Support rail	SPIDI® flat L-rail (black anodised) 3m	SP-PL-A-40/60/2.0/3-BLACK
Support rail	SPIDI® 32mm Q-rail (mill finish) 3m	SP-PO-32/1.8/3
Support rail	SPIDI® flat T-rail (mill finish) 3m	SP-PT-A-120/60/2.0/3
Support rail	SPIDI® flat T-rail (black anodised) 3m	SP-PT-A-120/60/2.0/3-BLACK
Support rail fixing	DrillFast® 4.8 x 25 A2/304 stainless mainfix fastener no washer	DF3-SS-4.8 x 25
Helping hand bracket	SPIDI® Max aluminium bracket and 6mm isolator (40-900mm)	SP-MAX-A-80/(40-900)
Helping hand bracket	SPIDI® Max A2/304 stainless bracket and 6mm isolator (40-900mm)	SP-MAX-SSA2-80/(40-900)
Helping hand bracket	SPIDI® Max A4/316 stainless bracket and 6mm isolator (40-900mm)	SP-MAX-SSA4-80(40-900)
Helping hand bracket fixing – Steel substrate	DrillFast® 6.0 x 45 A2/304 stainless halter fastener no washer	DF2-SS-6.0 x 45
Helping hand bracket fixing – Aluminium substrate	DrillFast® 6.0 x 45 A2/304 stainless halter fastener no washer	DF2-SS-6.0 x 45
Helping hand bracket fixing – Timber substrate	DrillFast® 6.0 x 75 A2/304 stainless mainfix timber fastener, 19mm washer	DFT-SS-A19-6.0 x 75
Helping hand bracket fixing – Concrete substrate	CELO 10mm multifunctional frame plug with stainless hex screw	MFRFB-10 x 80 SSKS A4
Helping hand bracket fixing – Masonry substrate	CELO 10mm multifunctional frame plug with stainless hex screw	MFRFB-10 x 80 SSKS A4

Technical Information

MATERIAL	Aluminium, stainless steel
FINISH	Mill finish, anodised, PPC (Polyester Powder Coat)
COLOUR	Silver, black, other
WARRANTY	Up to 40 years
COMPONENT	Aluminium rails
STANDARD & GRADE	BS EN 573-3:2009 EN AW-6063 T66
COMPONENT	Aluminium brackets
STANDARD & GRADE	BS EN 573-3:2009 EN AW-5052 H12
COMPONENT	A2/304 stainless steel brackets
STANDARD & GRADE	BS EN 10088-2:2005 X5CrNi18-10 (1.4301/304)
COMPONENT	A4/316 stainless steel brackets
STANDARD & GRADE	BS EN 10088-2:2005 X2CrNiMo17-12-2 (1.4404/316L)

3rd Party Certification

- + **ETA (European Technical Assessment) ETA-17/0461**
- + **Passive House Component ID: 2361fa03**



The SPIDI advantage brought to you by Fixfast

For 40+ years the patented SPIDI® façade system has been trusted by building developers, architects, engineers, contractors and cladding manufacturers for the quick and safe installation of rainscreens and soffits.


Maximum reliability

Structural

High-strength SPIDI Max helping hand brackets feature end-to-end stiffening ribs for increased torsional rigidity. Manufactured from aluminium or stainless steel, the brackets are available up to 600mm long, with soffit brackets over 900mm long.

Thermal

The SPIDI Max helping hand bracket design uses less material to reduce thermal point losses and enhance the weighted U-value.



Environmental

An optimised structural design enables more efficient use of recyclable material, minimising embodied carbon.

Specification

Simple support solutions designed to work with all common cladding types, configured to meet your exact architectural and structural performance requirements.

Pricing

Project costing made easy, whatever stage your project is. From a quick budget price to a full quotation, let us provide what you need – including a detailed component schedule and parts cost.

Minimum fuss

Design and Engineering

Project-specific, Eurocode compliant structural calculations, accurate Chi data and weighted U-value assessments ensure you have certainty in the performance of Fixfast façade support systems.

Uncomplicated systems with minimal component types to speed up drawing, modelling and scheduling.

Procurement

A single helping hand bracket for deadload (fixed) and restraint (sliding) locations, horizontal and vertical façade systems, and soffit systems.

Simple procurement means less material wastage, reducing both administration and cost.

Installation

With a 'one bracket' design, on-site material management is simplified.


All SPIDI Max helping hand brackets incorporate an integrated thermal isolator pad, plus a spring clip to speed up support rail installation and alignment before final fix.

Quality Assurance

Product quality is supported by a European Technical Assessment (ETA) and EN 1090-1 Declaration of Performance (DoP).

And the advantage of fewer component variations reduces the risk of installation errors.

Our Fixfast level of support means your team have the assistance they need, when they need it – every time.



Fixfast Helping Hand

Simplify the estimating process by trying our new Helping Hand Project Estimator Tool today. Available 24/7 - online or download for iOS or Android.

Maximum reliability. Minimum fuss.

“

With varying depth brackets available (we used up to 900mm), we had a single fix soffit solution which reduced both site installation time and costs

”

- **Cladding Contractor**

[Learn more about SoffitFix](#)



Contact Details:

Fixfast Ltd
Unit 6
Frank Sando Way
Aylesford
Kent
ME20 7NY

T: +44 (0) 1732 882 387
E: sales@fixfast.com
W: fixfast.com

