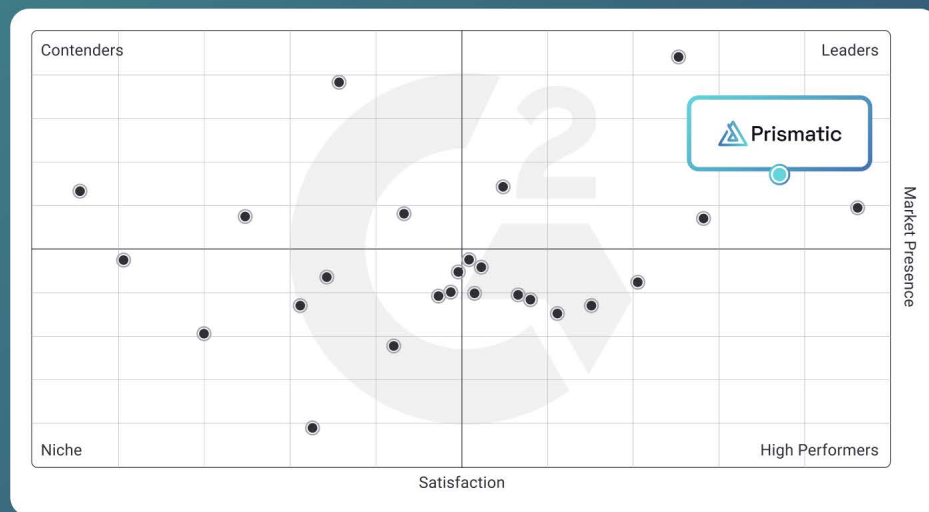




REPORT | FALL 2025

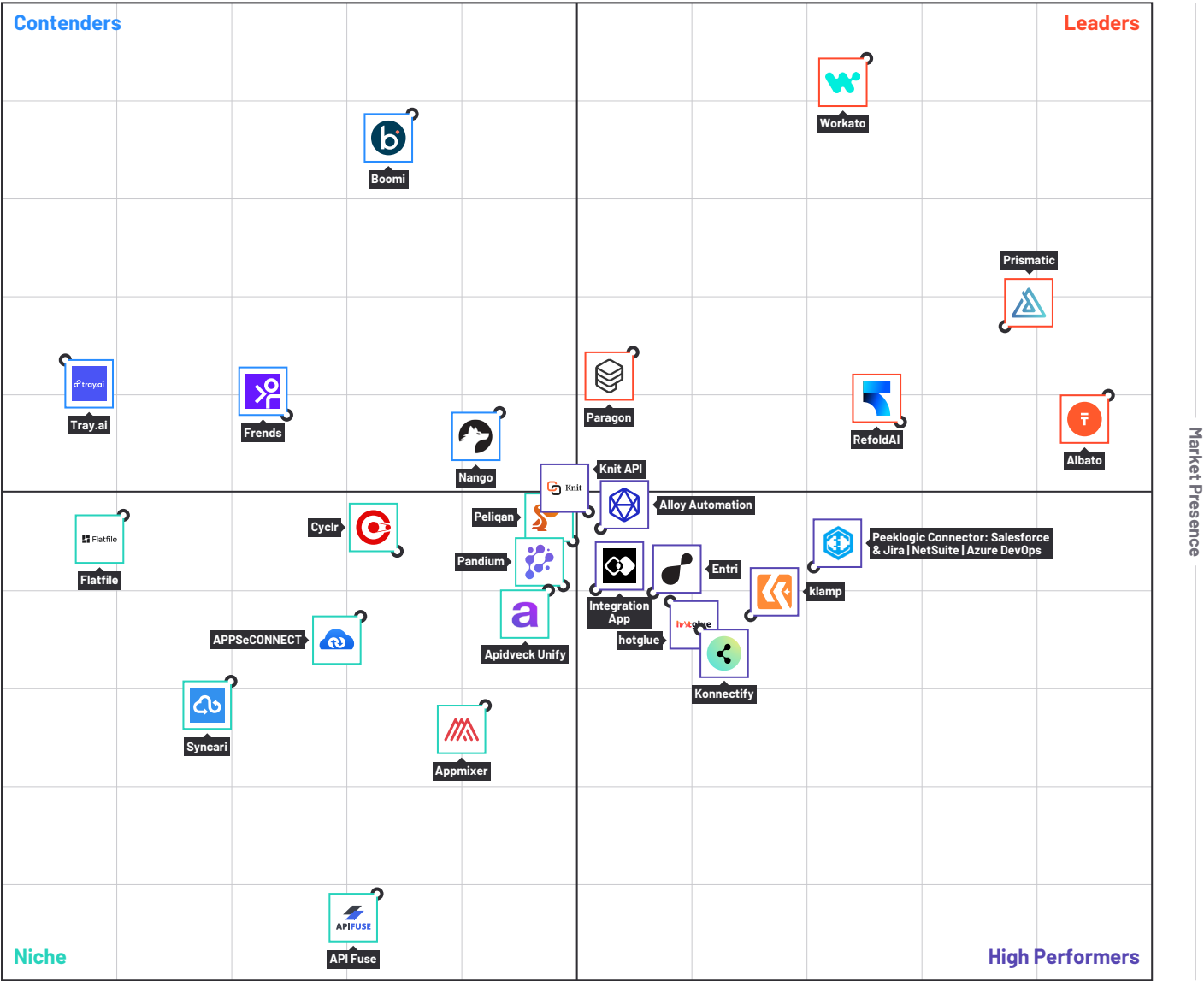
# Grid<sup>®</sup> Report for Embedded Integration Platforms



# Grid<sup>®</sup> Report for Embedded Integration Platforms | Fall 2025



## Embedded Integration Platforms



G2 Grid<sup>®</sup> Scoring

(Embedded Integration Platforms continues on next page)

# Embedded Integration Platforms (continued)

## Embedded Integration Platforms Definition

Embedded integration platforms, also called embedded integration platform as a service, allow product teams to build, govern, and manage native integrations with their customers' preferred third-party applications. While traditional iPaaS platforms focus on connecting and automating internal functions, embedded integration platforms allow software providers to build and deliver integrations for their users. For example, a product team may want their application to trigger notifications in their customers' [business instant messaging software](#). Rather than build and maintain such integration from scratch, companies can use embedded integration platforms to access prebuilt integration tools and automate development and maintenance workflows. Key capabilities of embedded integration platforms include push notifications, white-labeling, workflow automation, and a range of integration functionalities.

While embedded integration platforms are closely related to [iPaaS software](#), the integrations users build with embedded integration platforms are customer facing while traditional iPaaS is used for internal integrations.

To qualify for inclusion in the Embedded Integration Platforms category, a product must:

- ▶ Allow users to deploy and manage integrations between their application and third-party customer-facing applications
- ▶ Allow product teams to fully rebrand and white-label the integration platform
- ▶ Provide connectivity APIs that enable development teams to directly integrate with applications, databases, and services
- ▶ Provide an embeddable self-service configuration user experience that enables a software provider's customers to easily activate packaged integrations
- ▶ Allow development teams to push out updates to integrations across their customer base
- ▶ Provide instrumentation and observability so that the product team and operations can centrally monitor all customer integrations
- ▶ Supports elastic processing to enable software providers to scalably meet customer integration processing demand
- ▶ Provide a low-code integration logic builder
- ▶ Enables users to orchestrate and execute integration logic/code on their platforms (workflows)

## Embedded Integration Platforms Grid® Scoring Description

Products shown on the Grid® for Embedded Integration Platforms have received a minimum of 10 reviews/ratings in data gathered by August 12, 2025. Products are ranked by customer satisfaction (based on user reviews) and market presence (based on market share, seller size, and social impact) and placed into four categories on the Grid®:

- ▶ Products in the Leader quadrant are rated highly by G2 users and have substantial Market Presence scores. Leaders include: [Workato](#), [Albato](#), [Prismatic](#), [RefoldAI](#), and [Paragon](#)
- ▶ High Performing products have high customer Satisfaction scores and low Market Presence compared to the rest of the category. High Performers include: [Peeklogic Connector](#), [Salesforce & Jira | NetSuite | Azure DevOps](#), [klamp](#), [Knit API](#), [Alloy Automation](#), [hotglue](#), [Konnectify](#), [Entri](#), and [Integration App](#)
- ▶ Contender products have relatively low customer Satisfaction scores and high Market Presence compared to the rest of the category. While they may have positive reviews, they do not have enough reviews to validate those ratings. Contenders include: [Boomi](#), [Nango](#), [Frends](#), and [Tray.ai](#)
- ▶ Niche products have relatively low Satisfaction scores and low Market Presence compared to the rest of the category. While they may have positive reviews, they do not have enough reviews to validate those ratings. Niche products include: [Pelican](#), [Pandium](#), [Apideck](#), [Unify](#), [Cyclr](#), [Appmixer](#), [APPSecONNECT](#), [Flatfile](#), [Syncari](#), and [API Fuse](#)



# Grid® Scores for Embedded Integration Platforms

The table below shows the Satisfaction and Market Presence scores that determine product placement on the Grid®. To learn more about each of the products, please see the profile section.

## Leaders

	# of Reviews	Satisfaction	Market Presence	G2 Score
Workato	198	77	99	88
Albato	438	99	61	80
Prismatic	182	90	69	79
RefoldAI	71	80	58	69
Paragon	79	55	66	61

## High Performers

Peeklogic Connector: Salesforce & Jira   NetSuite   Azure DevOps	43	72	41	57
klamp	24	66	36	51
Knit API	44	51	48	49
Alloy Automation	38	52	46	49
hotglue	30	59	38	48
Konnectify	16	62	34	48
Entri	17	57	39	48
Integration App	26	52	39	45

(Grid® Scores for Embedded Integration Platforms continues on next page)

\* Products are ordered by G2 Score. Satisfaction score is used as a tiebreaker if two products have the same G2 Score.



# Grid® Scores for Embedded Integration Platforms (continued)

The table below shows the Satisfaction and Market Presence scores that determine product placement on the Grid®. To learn more about each of the products, please see the profile section.

## Contenders

	# of Reviews	Satisfaction	Market Presence	G2 Score
<a href="#">Boomi</a>	59	35	93	64
<a href="#">Nango</a>	38	43	59	51
<a href="#">Frends</a>	61	23	59	41
<a href="#">Tray.ai</a>	59	3	65	34

## Niche

<a href="#">Peliqan</a>	28	50	44	47
<a href="#">Pandium</a>	23	49	39	44
<a href="#">Apideck Unify</a>	16	47	39	43
<a href="#">Cyclr</a>	60	33	43	38
<a href="#">Appmixer</a>	44	42	26	34
<a href="#">APPSeCONNECT</a>	20	30	36	33
<a href="#">Flatfile</a>	17	8	47	28
<a href="#">Syncari</a>	23	18	28	23
<a href="#">API Fuse</a>	11	32	4	18

\* Products are ordered by G2 Score. Satisfaction score is used as a tiebreaker if two products have the same G2 Score.



## Grid® Methodology

### Grid® Rating Methodology

The Grid® represents the democratic voice of real software users, rather than the subjective opinion of one analyst. G2 rates products from the Embedded Integration Platforms category algorithmically based on data sourced from product reviews shared by G2 users and data sourced from third parties.

Technology buyers can use the Grid® to help them quickly select the best products for their businesses and to find peers with similar experiences. For sellers, media, investors, and analysts, the Grid® provides benchmarks for product comparison and market trend analysis.

### Grid® Scoring Methodology

The Grid® Report for Embedded Integration Platforms | Fall 2025 is based on reviews collected through August 12, 2025. We apply unique algorithms to this data to calculate Satisfaction (v4.0) and Market Presence (v7.0) scores for the Fall 2025 report quarter. To view the Embedded Integration Platforms Grid® with the most recent data, please visit the [Embedded Integration Platforms](#) page. For more details on Grid® Scoring, please view the [G2 Scoring Methodology here](#).

### Grid® Categorization Methodology

Making G2 research relevant and easy for people to use as they evaluate and select business software products is one of our most important goals. In support of that goal, organizing products and software companies in a well-defined structure that makes capturing, evaluating, and displaying reviews and other research in an orderly manner is a critical part of the research process.

To manage the process of categorizing the software products and the related reviews in the G2 community, G2 follows a publicly available [categorization methodology](#). All products appearing on the Grid® have passed through G2's categorization methodology and meet G2's category standards.

Many terms that appear regularly across G2 and are used to aid in product categorization warrant a definition to facilitate buyer understanding. These terms may be included within reviews from the G2 community or in executive summaries for products included on the Grid®. A [list of standard definitions](#) is available to G2 users to eliminate confusion and ease the buying process.

### Rating Changes and Dynamics

The ratings in this report are based on a snapshot of the user reviews and third-party data collected by G2 up through August 12, 2025. The ratings may change as the products are further developed, the sellers grow, and as additional opinions are shared by users. G2 updates the ratings on its website in real time as additional data is received, and this report will be updated as significant data is received. By improving their products and support and/or by having more satisfied customer voices heard, Contenders may become Leaders and Niche sellers may become High Performers.

### Trust

Keeping our ratings unbiased is our top priority. G2 follows defined community guidelines to ensure privacy, and authenticity for users and reviews. For more details, please view the [G2 Community Guidelines here](#).

*(Grid® Methodology continues on next page)*

\*\* Net Promoter, Net Promoter System, Net Promoter Score, NPS and the NPS-related emoticons are registered trademarks of Bain & Company, Inc., Fred Reichheld and Satmetrix Software, Inc.



# Grid® Methodology (continued)

## Grid® Inclusion Criteria

All products in a G2 category that have at least 10 reviews from real users of the product are included on the Grid®. Inviting other users, such as colleagues and peers, to join G2 and share authentic product reviews will accelerate this process.

If a product is not yet listed on G2 and it fits the market definition above, then users are encouraged to [suggest its addition](#) to our [Embedded Integration Platforms category](#).

## Product Profiles

Product profiles and detailed charts are included for products with 10 or more reviews.



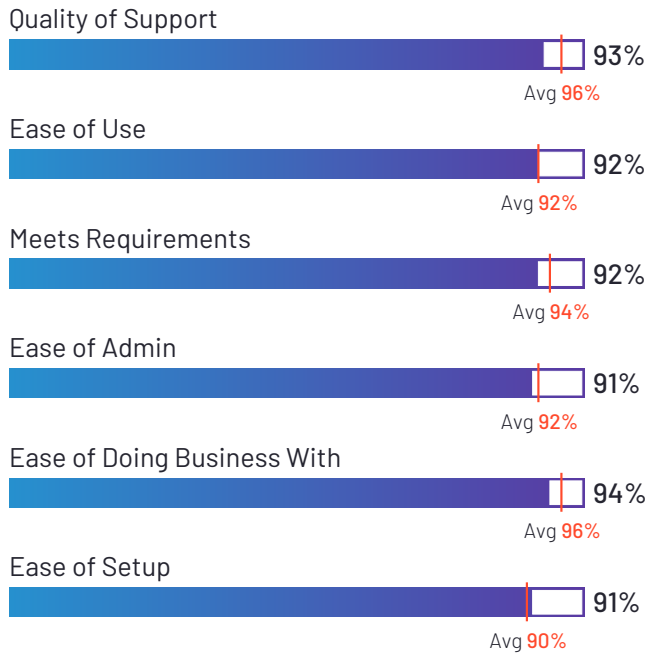
# Workato

4.7 ★★★★★ (593)



Workato has been named a Leader based on receiving a high customer Satisfaction score and having a large Market Presence. Workato has the largest Market Presence among products in Embedded Integration Platforms. 98% of users rated it 4 or 5 stars, 94% of users believe it is headed in the right direction, and users said they would be likely to recommend Workato at a rate of 94%. Workato is also in the Master Data Management (MDM), API Development, Reverse ETL, Data Replication, API Management, AI Agent Builders, Enterprise Search Software, API Generation, Electronic Data Interchange (EDI), Big Data Integration Platforms, iPaaS, Process Orchestration, Conversational Marketing, ETL Tools, Conversational Support, Generative AI Infrastructure, Productivity Bots, and AI Orchestration categories.

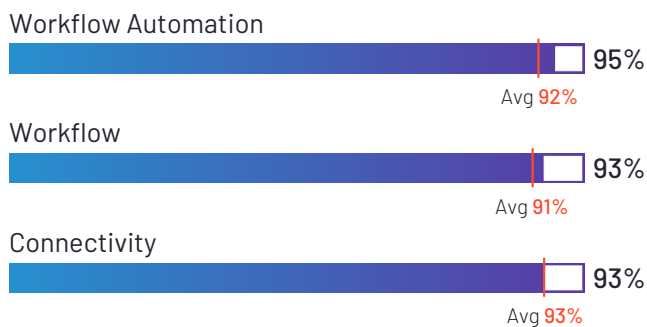
## Satisfaction Ratings



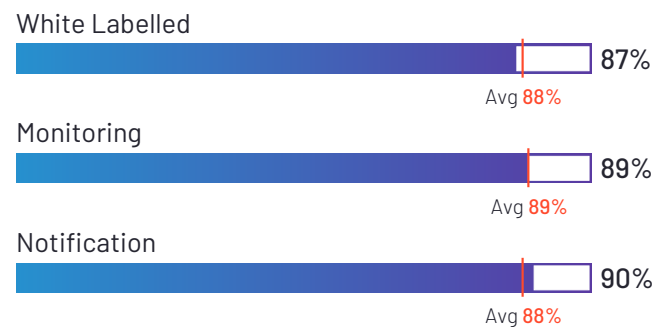
## Top Industries Represented



## Highest-Rated Features



## Lowest-Rated Features



**Ownership**  
Workato



**HQ Location**  
Mountain View,  
California



**Year Founded**  
2013



**Employees (Listed  
On LinkedIn)**  
1,161



**Company Website**  
[workato.com](https://workato.com)





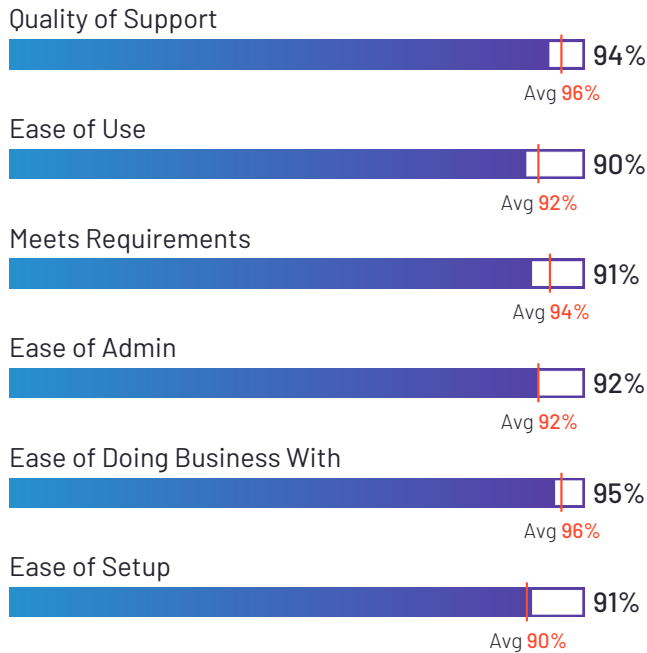
# Albato

4.6 ★★★★★ (474)



Albato has been named a Leader based on receiving a high customer Satisfaction score and having a large Market Presence. Albato received the highest Satisfaction score among products in Embedded Integration Platforms. 100% of users rated it 4 or 5 stars, 98% of users believe it is headed in the right direction, and users said they would be likely to recommend Albato at a rate of 93%. Albato is also in the iPaaS category.

## Satisfaction Ratings



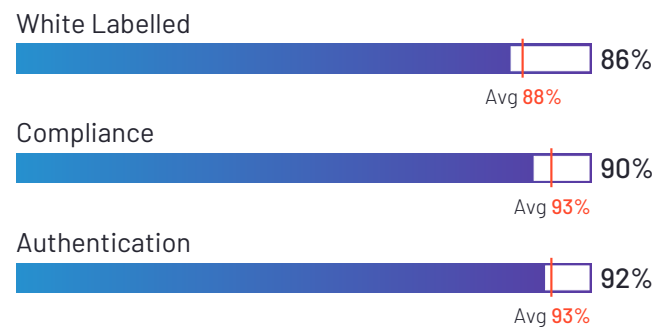
## Top Industries Represented



## Highest-Rated Features



## Lowest-Rated Features



**Ownership**  
Albato



**HQ Location**  
Setúbal, PT



**Year Founded**  
2019



**Employees (Listed On LinkedIn)**  
39



**Company Website**  
[www.albato.com](http://www.albato.com)



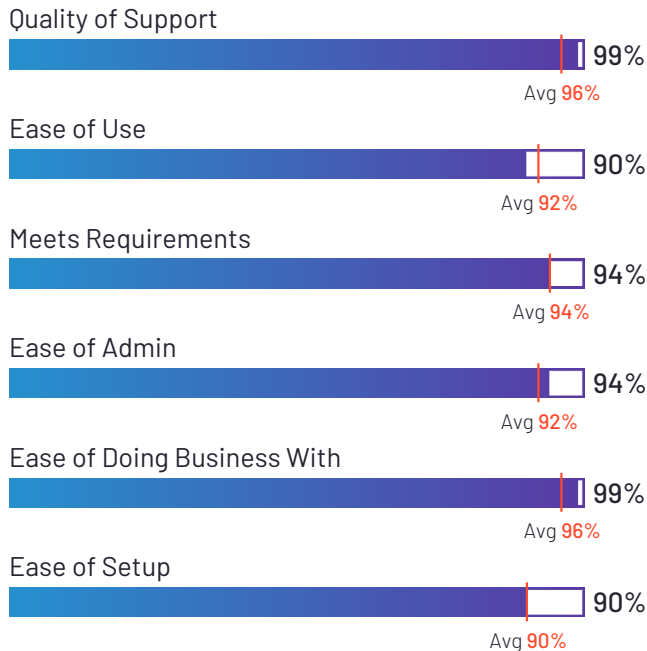
# Prismatic

4.8 ★★★★★ (195)



Prismatic has been named a Leader based on receiving a high customer Satisfaction score and having a large Market Presence. 99% of users rated it 4 or 5 stars, 98% of users believe it is headed in the right direction, and users said they would be likely to recommend Prismatic at a rate of 96%. Prismatic is also in the iPaaS category.

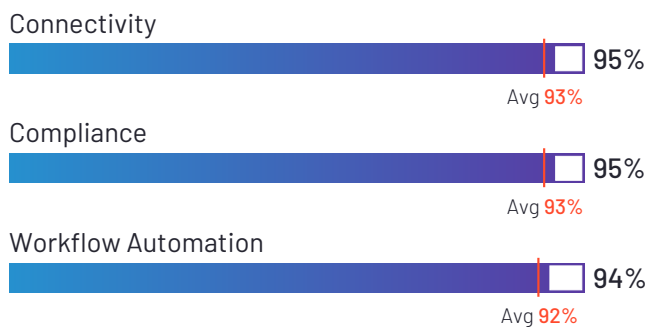
## Satisfaction Ratings



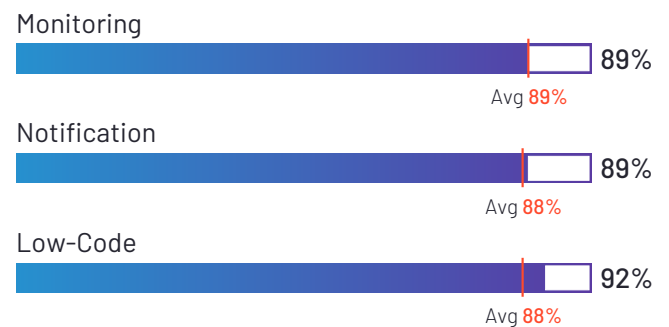
## Top Industries Represented



## Highest-Rated Features



## Lowest-Rated Features



**Ownership**  
Prismatic



**HQ Location**  
Sioux Falls, US



**Year Founded**  
2019



**Employees (Listed On LinkedIn)**  
71



**Company Website**  
[prismatic.io](https://prismatic.io)



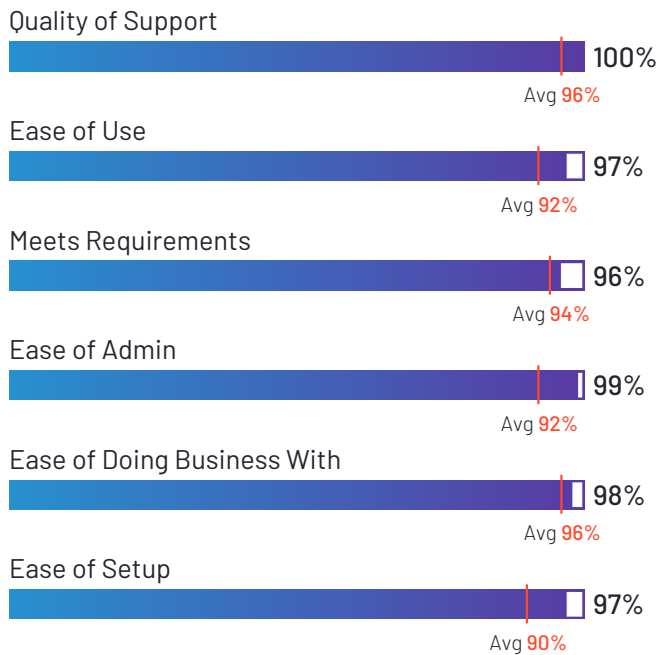
# RefoldAI

4.9 ★★★★★ (74)



RefoldAI has been named a Leader based on receiving a high customer Satisfaction score and having a large Market Presence. 100% of users rated it 4 or 5 stars, 98% of users believe it is headed in the right direction, and users said they would be likely to recommend RefoldAI at a rate of 99%. RefoldAI is also in the Unified APIs category.

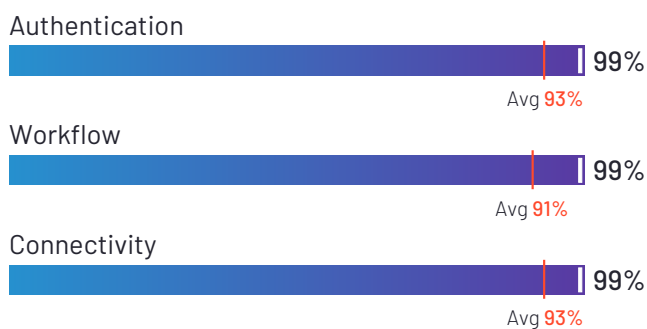
## Satisfaction Ratings



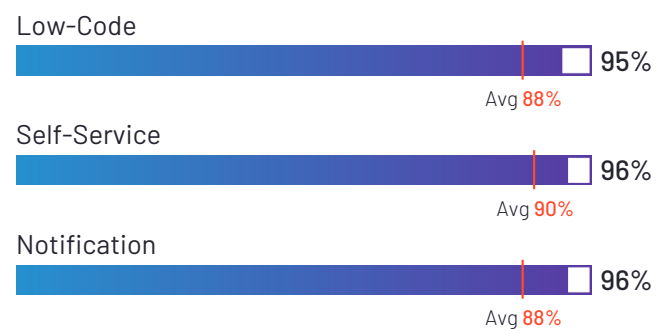
## Top Industries Represented



## Highest-Rated Features



## Lowest-Rated Features



**Ownership**  
Refold



**HQ Location**  
San Francisco, CA




**Year Founded**  
2018



**Employees (Listed On LinkedIn)**  
35



**Company Website**  
[www.refold.ai](http://www.refold.ai)



# Paragon

4.6 ★★★★★ (82)



Paragon has been named a Leader based on receiving a high customer Satisfaction score and having a large Market Presence. 97% of users rated it 4 or 5 stars, 97% of users believe it is headed in the right direction, and users said they would be likely to recommend Paragon at a rate of 92%. Paragon is also in the Unified APIs and Generative AI Infrastructure categories.

## Satisfaction Ratings

### Quality of Support



### Ease of Use



### Meets Requirements



### Ease of Admin



### Ease of Doing Business With



### Ease of Setup



## Top Industries Represented



## Highest-Rated Features

### Authentication



### Compliance



### Third Party



## Lowest-Rated Features

### Notification



### Customization



### Monitoring



**Ownership**  
Paragon



**HQ Location**  
Los Angeles, US



**Year Founded**  
2019



**Employees (Listed On LinkedIn)**  
128



**Company Website**  
[useparagon.com](https://useparagon.com)



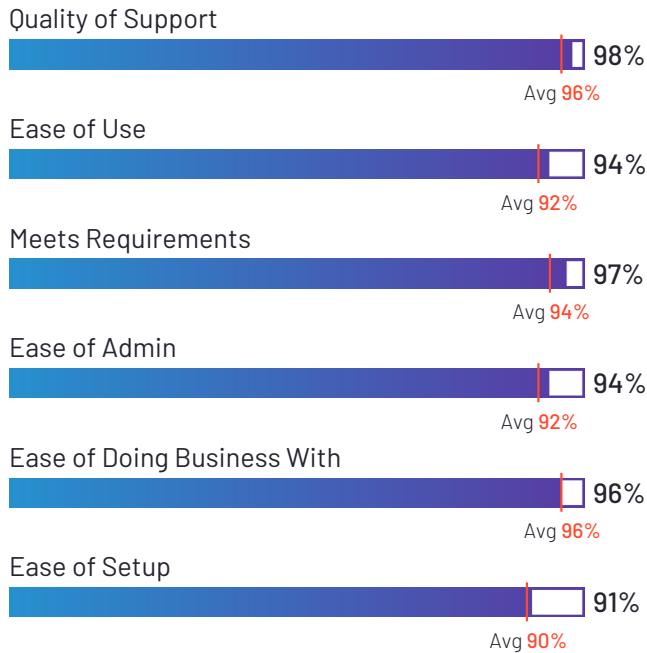
## Peeklogic Connector: Salesforce & Jira | NetSuite | Azure DevOps

4.9 ★★★★★ (64)

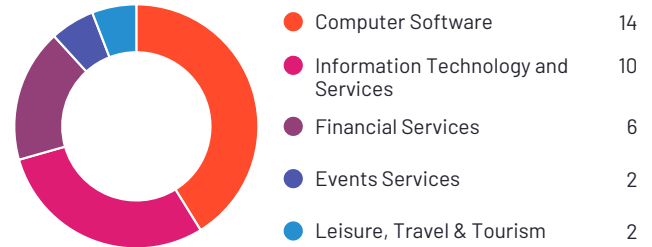


Peeklogic Connector: Salesforce & Jira | NetSuite | Azure DevOps has been named a High Performer product based on having high customer Satisfaction scores and a low Market Presence compared to the rest of the category. 100% of users rated it 4 or 5 stars, 98% of users believe it is headed in the right direction, and users said they would be likely to recommend Peeklogic Connector: Salesforce & Jira | NetSuite | Azure DevOps at a rate of 98%. Peeklogic Connector: Salesforce & Jira | NetSuite | Azure DevOps is also in the Other Collaboration and Salesforce AppExchange Apps categories.

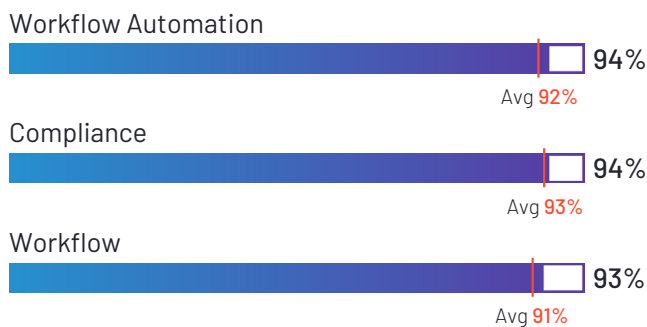
### Satisfaction Ratings



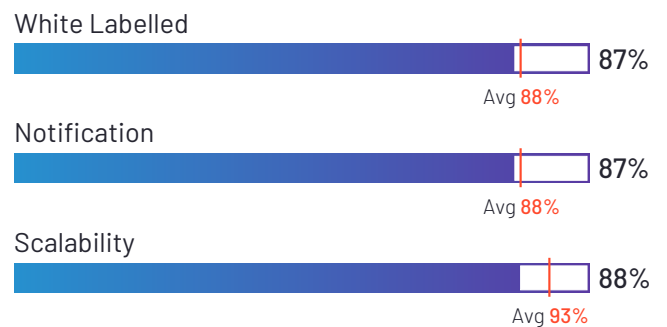
### Top Industries Represented



### Highest-Rated Features



### Lowest-Rated Features



**Ownership**  
Peeklogic



**HQ Location**  
Austin, US



**Year Founded**  
2015



**Employees (Listed On LinkedIn)**  
83



**Company Website**  
[peeklogic.com](https://peeklogic.com)



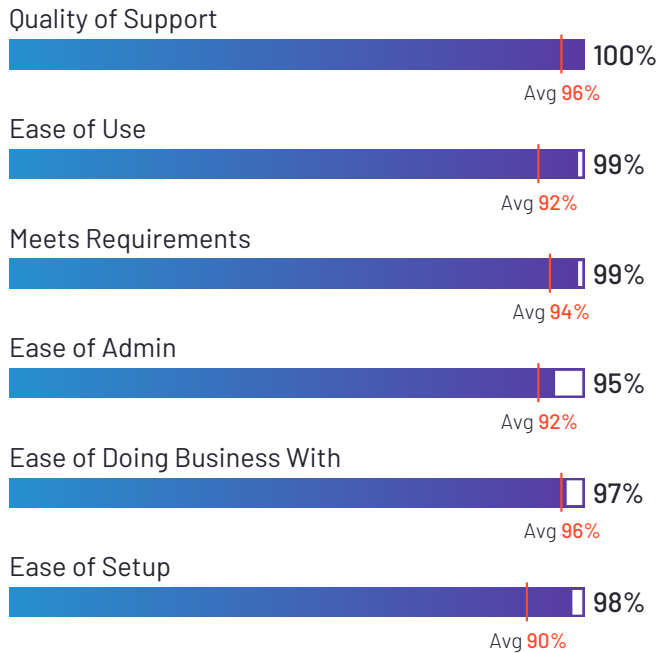
klamp

5.0 ★★★★★ (25)

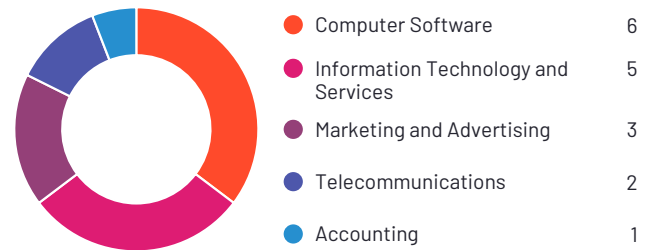


klamp has been named a High Performer product based on having high customer Satisfaction scores and a low Market Presence compared to the rest of the category. 100% of users rated it 4 or 5 stars, 100% of users believe it is headed in the right direction, and users said they would be likely to recommend klamp at a rate of 99%. klamp is also in the E-Commerce Data Integration, iPaaS, and Other Cloud Integration categories.


## Satisfaction Ratings



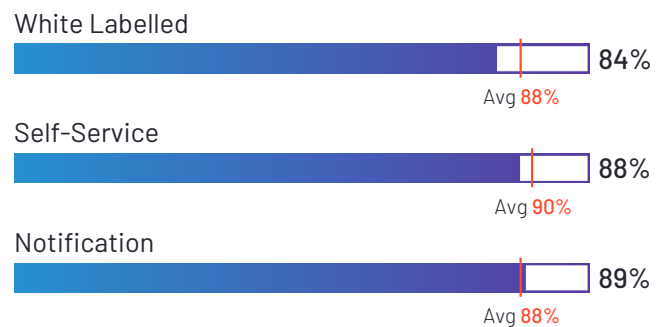
## Top Industries Represented



## Highest-Rated Features



## Lowest-Rated Features



**Ownership**  
Klamp Inc



**HQ Location**  
Wellington,  
Delaware



**Year Founded**  
2022



**Employees (Listed  
On LinkedIn)**  
20



**Company Website**  
[www.klamp.io](http://www.klamp.io)



# Knit API

4.7 ★★★★★ (54)



Knit API has been named a High Performer product based on having high customer Satisfaction scores and a low Market Presence compared to the rest of the category. 98% of users rated it 4 or 5 stars, 100% of users believe it is headed in the right direction, and users said they would be likely to recommend Knit API at a rate of 94%. Knit API is also in the Unified APIs category.

## Satisfaction Ratings

### Quality of Support



### Ease of Use



### Meets Requirements



### Ease of Admin



### Ease of Doing Business With



### Ease of Setup



## Top Industries Represented



## Highest-Rated Features

### Connectivity



### Scalability



### Scalability



## Lowest-Rated Features

### Low-Code



### White Labelled



### Notification



**Ownership**  
Knit API Private  
Limited



**HQ Location**  
Lewes, US



**Year Founded**  
2023



**Employees (Listed  
On LinkedIn)**  
37



**Company Website**  
[getknit.dev](https://getknit.dev)



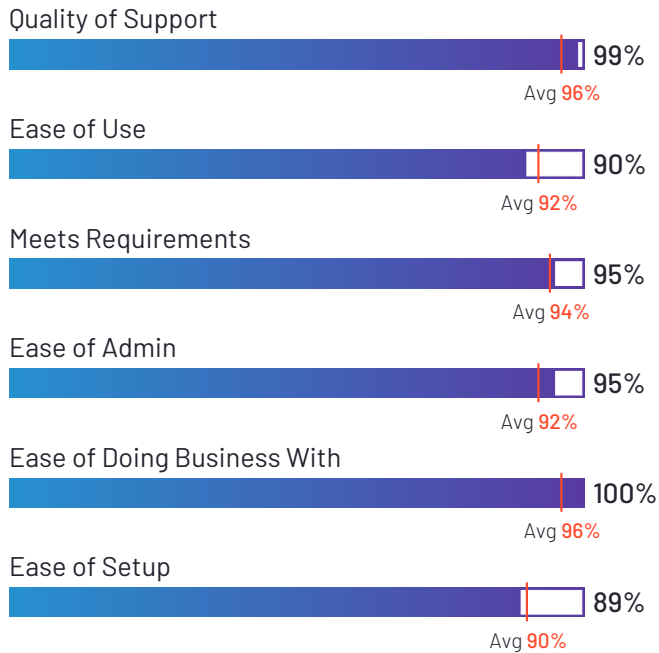
# Alloy Automation

4.7 ★★★★★ (47)



Alloy Automation has been named a High Performer product based on having high customer Satisfaction scores and a low Market Presence compared to the rest of the category. 100% of users rated it 4 or 5 stars, 100% of users believe it is headed in the right direction, and users said they would be likely to recommend Alloy Automation at a rate of 97%. Alloy Automation is also in the iPaaS, ETL Tools, Financial Data APIs, and Unified APIs categories.

## Satisfaction Ratings



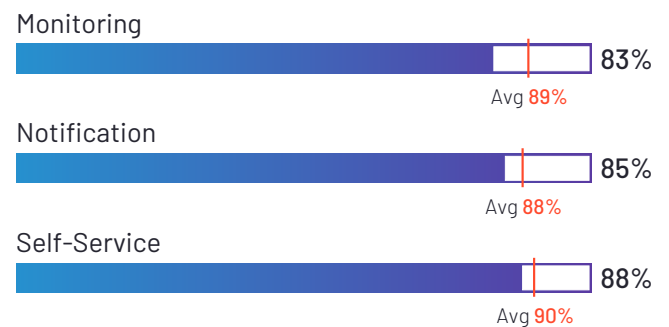
## Top Industries Represented



## Highest-Rated Features



## Lowest-Rated Features



**Ownership**  
Alloy



**HQ Location**  
New York, NY



**Year Founded**  
2019



**Employees (Listed On LinkedIn)**  
38



**Company Website**  
[runalloy.com](https://runalloy.com)





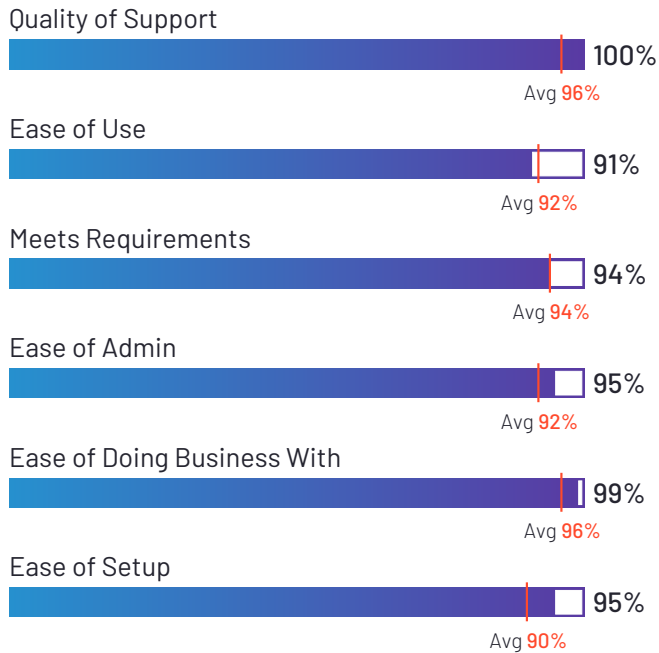
hotglue

4.9 ★★★★★ (34)



hotglue has been named a High Performer product based on having high customer Satisfaction scores and a low Market Presence compared to the rest of the category. 100% of users rated it 4 or 5 stars, 100% of users believe it is headed in the right direction, and users said they would be likely to recommend hotglue at a rate of 98%. hotglue is also in the Unified APIs, iPaaS, ETL Tools, and API Management categories.

## Satisfaction Ratings



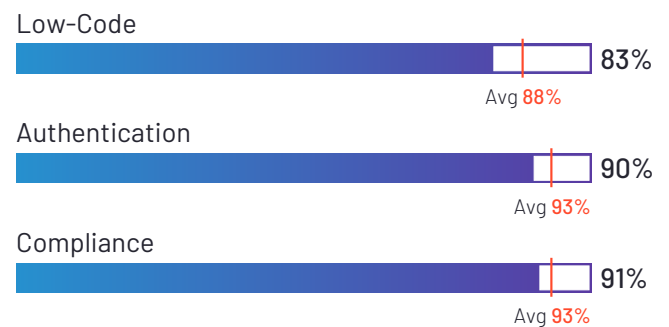
## Top Industries Represented



## Highest-Rated Features



## Lowest-Rated Features



Ownership  
hotglue



HQ Location  
Washington , US



Year Founded  
2019



Employees (Listed  
On LinkedIn)  
22



Company Website  
[hotglue.com](https://hotglue.com)



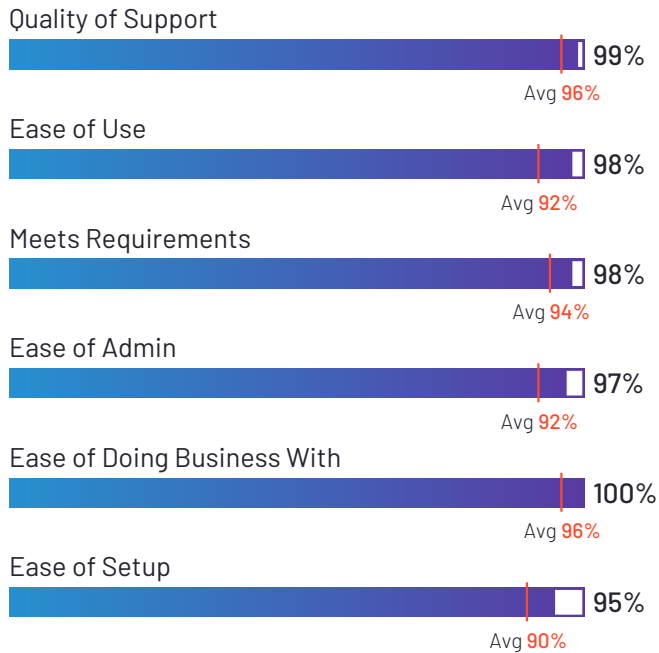
# Konnectify

4.9 ★★★★★ (23)



Konnectify has been named a High Performer product based on having high customer Satisfaction scores and a low Market Presence compared to the rest of the category. 100% of users rated it 4 or 5 stars, 100% of users believe it is headed in the right direction, and users said they would be likely to recommend Konnectify at a rate of 98%. Konnectify is also in the iPaaS category.

## Satisfaction Ratings



## Top Industries Represented



**Ownership**  
Konnectify



**HQ Location**  
San Mateo, California,  
US



**Year Founded**  
2021



**Employees (Listed  
On LinkedIn)**  
32



**Company Website**  
[konnectify.co](https://konnectify.co)



Entri

4.9 ★★★★★ (20)



Entri has been named a High Performer product based on having high customer Satisfaction scores and a low Market Presence compared to the rest of the category. 100% of users rated it 4 or 5 stars, 100% of users believe it is headed in the right direction, and users said they would be likely to recommend Entri at a rate of 99%. Entri is also in the Unified APIs category.

## Satisfaction Ratings

### Quality of Support



### Ease of Use



### Meets Requirements



### Ease of Admin



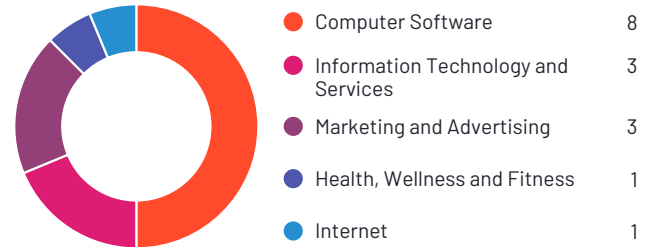
### Ease of Doing Business With



### Ease of Setup



## Top Industries Represented



## Highest-Rated Features

### Connectivity



### Scalability



### Scalability



## Lowest-Rated Features

### White Labelled



### Low-Code



### Workflow



Ownership  
Entri



HQ Location  
New York , US



Year Founded  
2017



Employees (Listed  
On LinkedIn)  
26



Company Website  
[www.entri.com](http://www.entri.com)



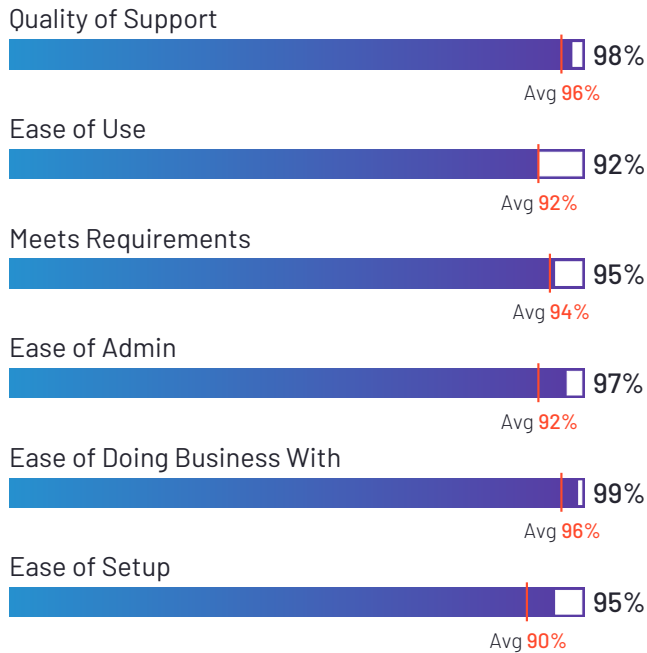
# Integration App

4.8 ★★★★★ (28)



Integration App has been named a High Performer product based on having high customer Satisfaction scores and a low Market Presence compared to the rest of the category. 100% of users rated it 4 or 5 stars, 100% of users believe it is headed in the right direction, and users said they would be likely to recommend Integration App at a rate of 97%. Integration App is also in the Unified APIs category.

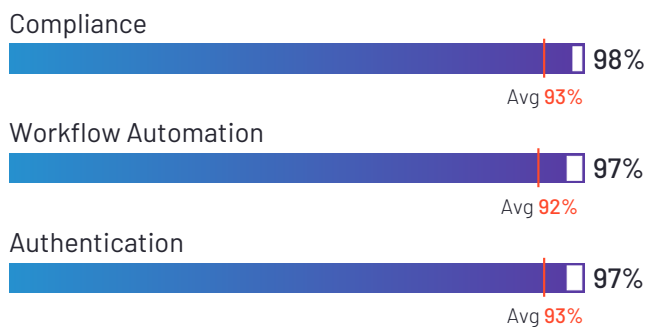
## Satisfaction Ratings



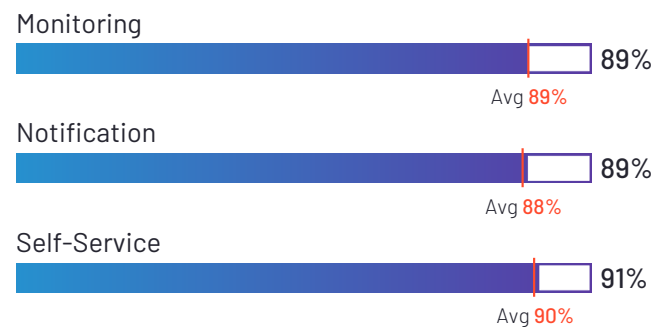
## Top Industries Represented



## Highest-Rated Features



## Lowest-Rated Features



**Ownership**  
Integration App



**Employees (Listed  
On LinkedIn)**  
22



**Company Website**  
[integration.app](https://integration.app)

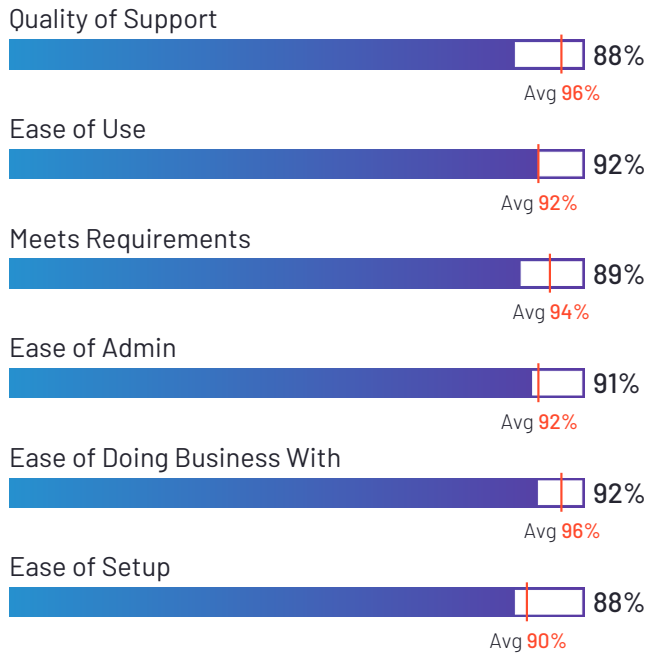


# Boomi


4.4 ★★★★★ (455)

Boomi has been named a Contender product based on having a relatively low customer Satisfaction score and large Market Presence compared to the rest of the category. While they may have positive reviews, they do not have enough reviews to validate those ratings. 98% of users rated it 4 or 5 stars, 97% of users believe it is headed in the right direction, and users said they would be likely to recommend Boomi at a rate of 90%. Boomi is also in the iPaaS, API Management, Master Data Management (MDM), AWS Marketplace, API Platforms, Electronic Data Interchange (EDI), Data Mapping, API Development, and Autodesk Construction Cloud Integration Partners categories.

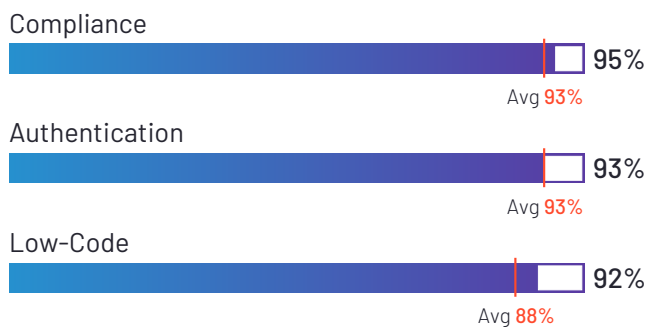
## Satisfaction Ratings



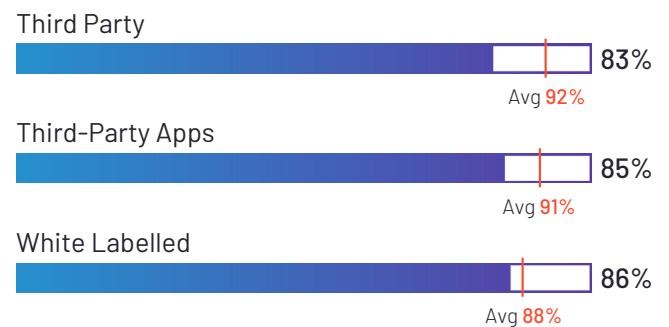
## Top Industries Represented



## Highest-Rated Features



## Lowest-Rated Features



**Ownership**  
Boomi



**HQ Location**  
Chesterbrook, PA



**Year Founded**  
2000



**Employees (Listed On LinkedIn)**  
2,706



**Company Website**  
[boomi.com](https://boomi.com)

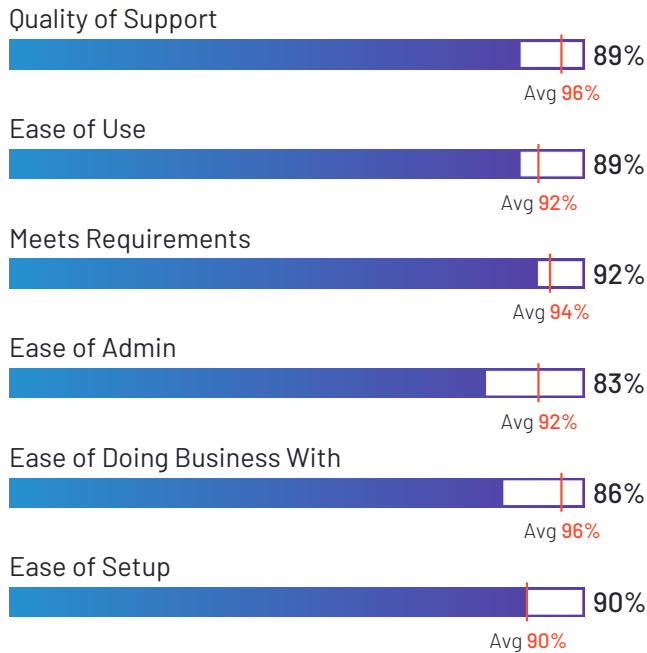


# Nango


4.5 ★★★★★ (50)

Nango has been named a Contender product based on having a relatively low customer Satisfaction score and large Market Presence compared to the rest of the category. While they may have positive reviews, they do not have enough reviews to validate those ratings. 100% of users rated it 4 or 5 stars, 97% of users believe it is headed in the right direction, and users said they would be likely to recommend Nango at a rate of 91%. Nango is also in the Unified APIs category.


## Satisfaction Ratings



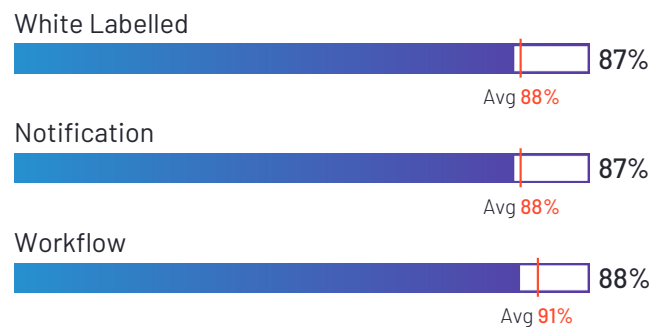
## Top Industries Represented



## Highest-Rated Features



## Lowest-Rated Features



**Ownership**  
Nango



**HQ Location**  
San Francisco,  
California, United  
States



**Year Founded**  
2022



**Employees (Listed  
On LinkedIn)**  
8



**Company Website**  
[www.nango.dev](http://www.nango.dev)

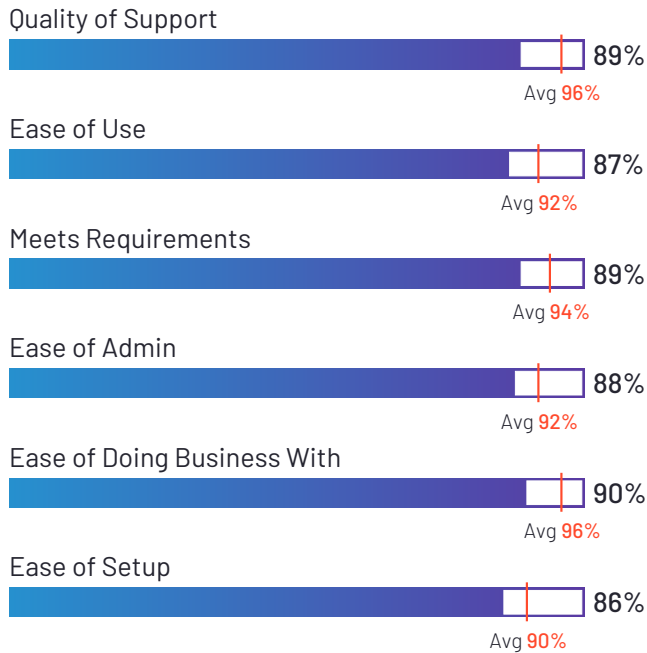
frends

## Frends

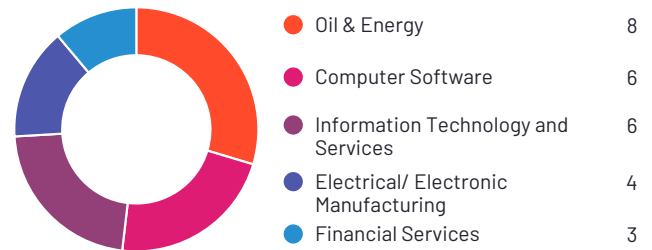
4.5 ★★★★★ (122)

Frends has been named a Contender product based on having a relatively low customer Satisfaction score and large Market Presence compared to the rest of the category. While they may have positive reviews, they do not have enough reviews to validate those ratings. 98% of users rated it 4 or 5 stars, 87% of users believe it is headed in the right direction, and users said they would be likely to recommend Frends at a rate of 89%. Frends is also in the API Development, iPaaS, ETL Tools, API Management, and Electronic Data Interchange (EDI) categories.

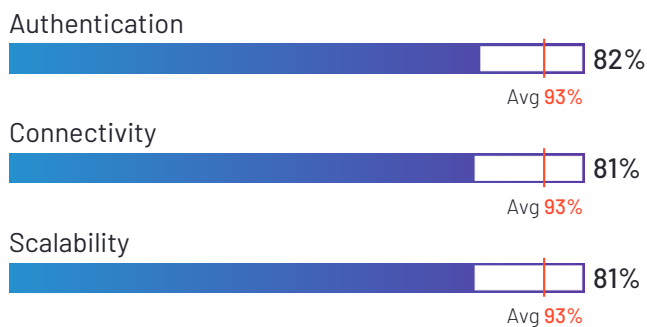
## Satisfaction Ratings



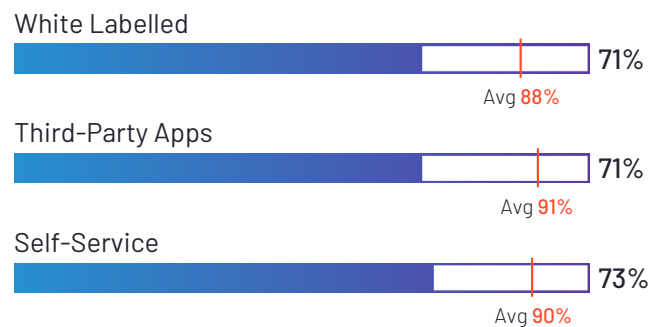
## Top Industries Represented



## Highest-Rated Features



## Lowest-Rated Features



**Ownership**  
FREND'S



**HQ Location**  
Espoo, Uusimaa,  
Finland



**Year Founded**  
1988



**Employees (Listed  
On LinkedIn)**  
282



**Company Website**  
[frends.com](https://frends.com)

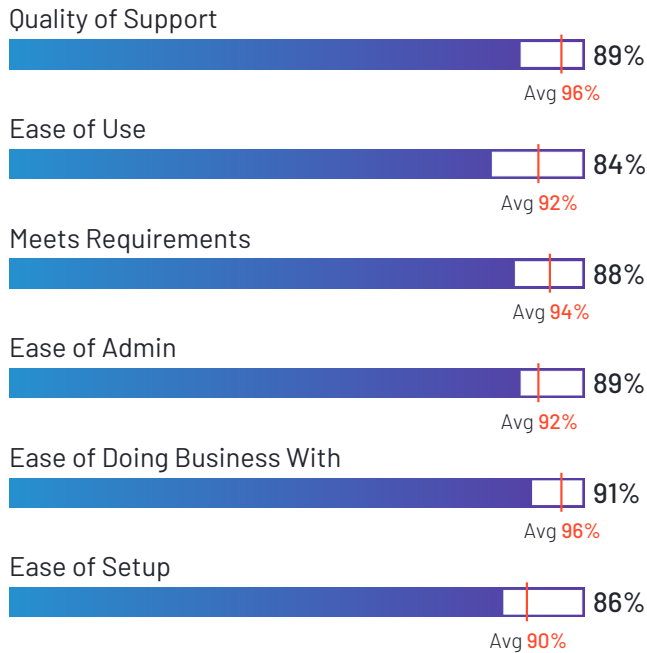


# Tray.ai

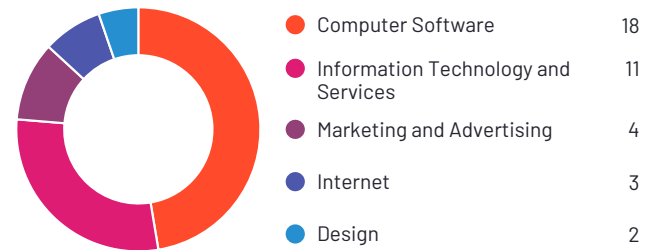
4.5 ★★★★★ (156)

Tray.ai has been named a Contender product based on having a relatively low customer Satisfaction score and large Market Presence compared to the rest of the category. While they may have positive reviews, they do not have enough reviews to validate those ratings. 93% of users rated it 4 or 5 stars, 93% of users believe it is headed in the right direction, and users said they would be likely to recommend Tray.ai at a rate of 88%. Tray.ai is also in the Lead-to-Account Matching and Routing, Event Stream Processing, iPaaS, ETL Tools, API Management, and Unified APIs categories.

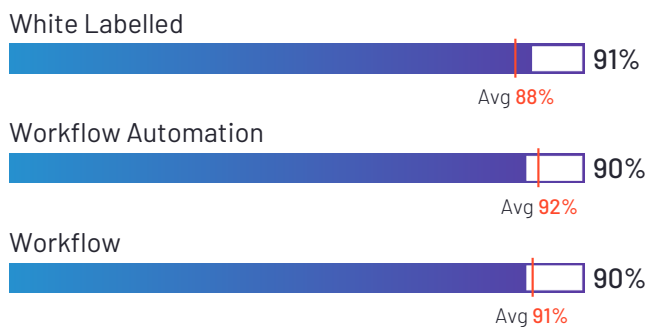
## Satisfaction Ratings



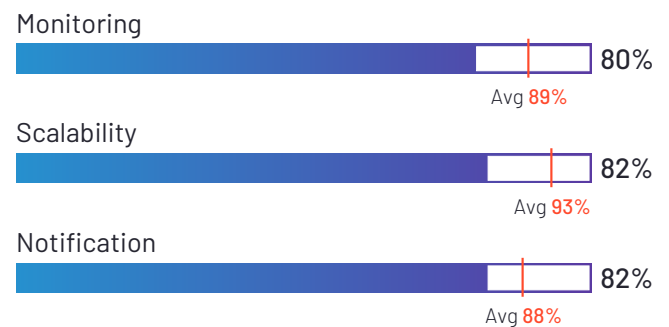
## Top Industries Represented



## Highest-Rated Features



## Lowest-Rated Features



**Ownership**  
Tray.io



**HQ Location**  
San Francisco, CA



**Year Founded**  
2012



**Employees (Listed On LinkedIn)**  
148



**Company Website**  
[tray.io](https://tray.io)





# Pelican

4.9 ★★★★★ (48)

Pelican has been named a Niche product based on having a relatively low Satisfaction score and low Market Presence compared to the rest of the category. While they may have positive reviews, they do not have enough reviews to validate those ratings. 100% of users rated it 4 or 5 stars, 100% of users believe it is headed in the right direction, and users said they would be likely to recommend Pelican at a rate of 98%. Pelican is also in the DataOps Platforms, Reverse ETL, Big Data Integration Platforms, ETL Tools, Data Exchange Platforms, Data Extraction, iPaaS, Master Data Management (MDM), On-Premise Data Integration, and Customer Data Platform (CDP) categories.

## Satisfaction Ratings

### Quality of Support



### Ease of Use



### Meets Requirements



### Ease of Admin



### Ease of Doing Business With



### Ease of Setup



## Top Industries Represented



**Ownership**  
Pelican



**HQ Location**  
Gent



**Year Founded**  
2022



**Employees (Listed On LinkedIn)**  
22



**Company Website**  
[pelican.io](https://pelican.io)

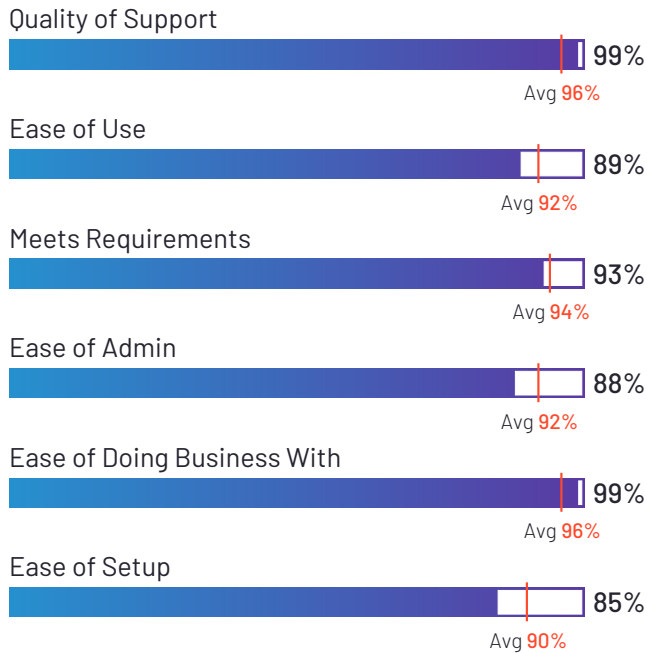


# Pandium

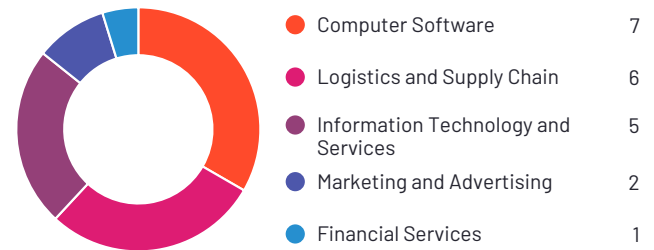
4.8 ★★★★★ (24)

Pandium has been named a Niche product based on having a relatively low Satisfaction score and low Market Presence compared to the rest of the category. While they may have positive reviews, they do not have enough reviews to validate those ratings. 100% of users rated it 4 or 5 stars, 94% of users believe it is headed in the right direction, and users said they would be likely to recommend Pandium at a rate of 95%. Pandium is also in the ETL Tools, iPaaS, and API Marketplace categories.

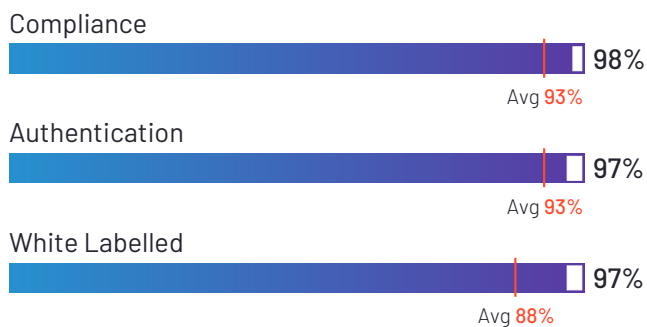
## Satisfaction Ratings



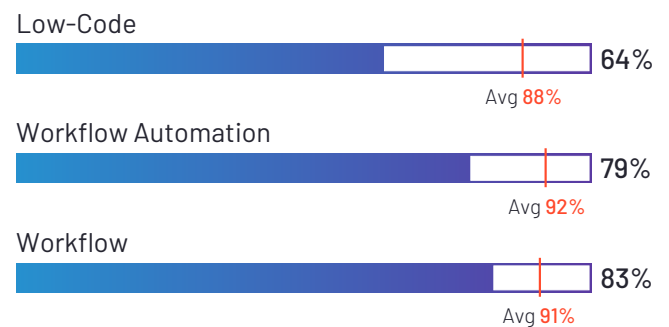
## Top Industries Represented



## Highest-Rated Features



## Lowest-Rated Features



**Ownership**  
Pandium



**HQ Location**  
New York, NY



**Year Founded**  
2018



**Employees (Listed On LinkedIn)**  
15



**Company Website**  
[pandium.com](https://pandium.com)

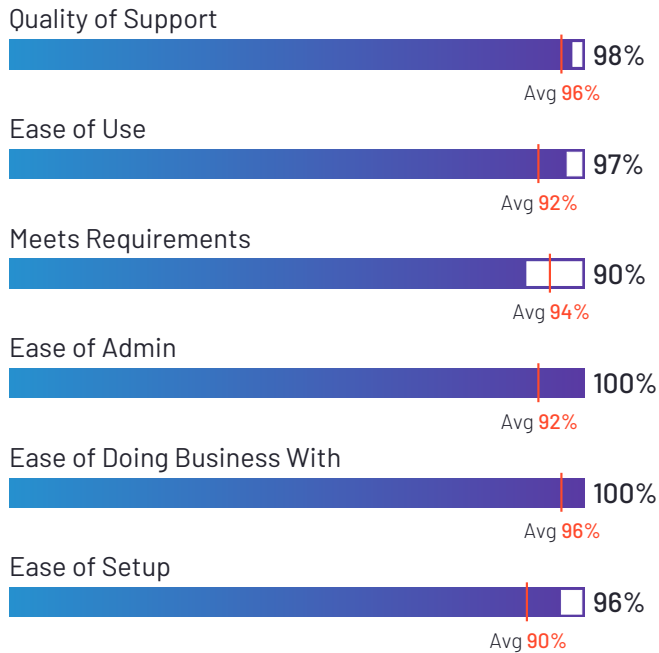


## Apideck Unify

4.9 ★★★★★ (50)

Apideck Unify has been named a Niche product based on having a relatively low Satisfaction score and low Market Presence compared to the rest of the category. While they may have positive reviews, they do not have enough reviews to validate those ratings. 100% of users rated it 4 or 5 stars, 100% of users believe it is headed in the right direction, and users said they would be likely to recommend Apideck Unify at a rate of 96%. Apideck Unify is also in the Unified APIs and Financial Data APIs categories.

### Satisfaction Ratings



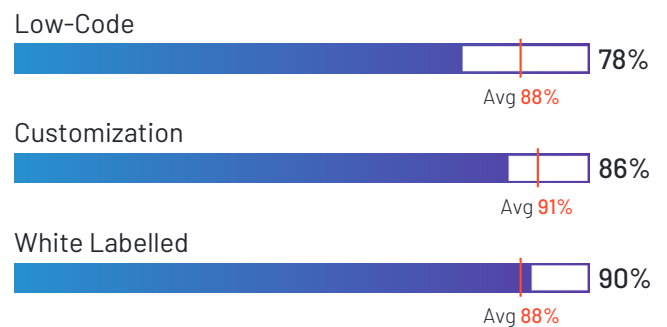
### Top Industries Represented



### Highest-Rated Features



### Lowest-Rated Features



**Ownership**  
Apideck



**HQ Location**  
San Francisco,  
California



**Year Founded**  
2020



**Employees (Listed  
On LinkedIn)**  
29



**Company Website**  
[apideck.com](https://apideck.com)

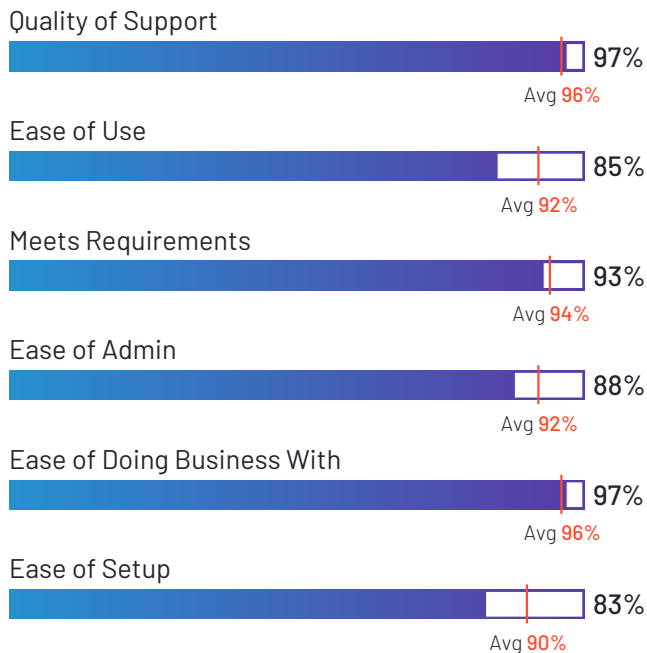


# Cyclr

4.7 ★★★★★ (77)

Cyclr has been named a Niche product based on having a relatively low Satisfaction score and low Market Presence compared to the rest of the category. While they may have positive reviews, they do not have enough reviews to validate those ratings. 100% of users rated it 4 or 5 stars, 94% of users believe it is headed in the right direction, and users said they would be likely to recommend Cyclr at a rate of 94%. Cyclr is also in the iPaaS and API Marketplace categories.

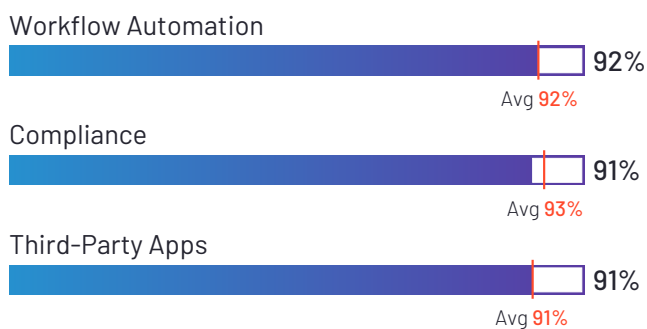
## Satisfaction Ratings



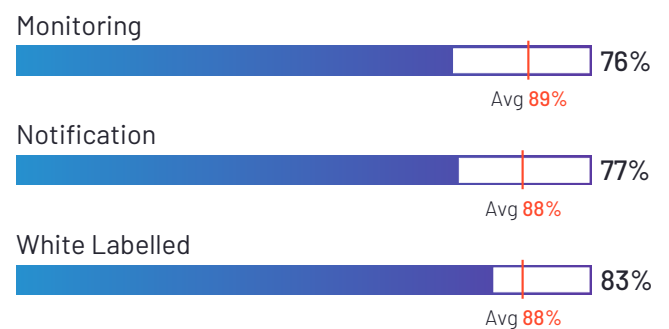
## Top Industries Represented



## Highest-Rated Features



## Lowest-Rated Features



**Ownership**  
Cyclr



**HQ Location**  
London, GB



**Year Founded**  
2013



**Employees (Listed On LinkedIn)**  
43



**Company Website**  
[www.cyclr.com](http://www.cyclr.com)

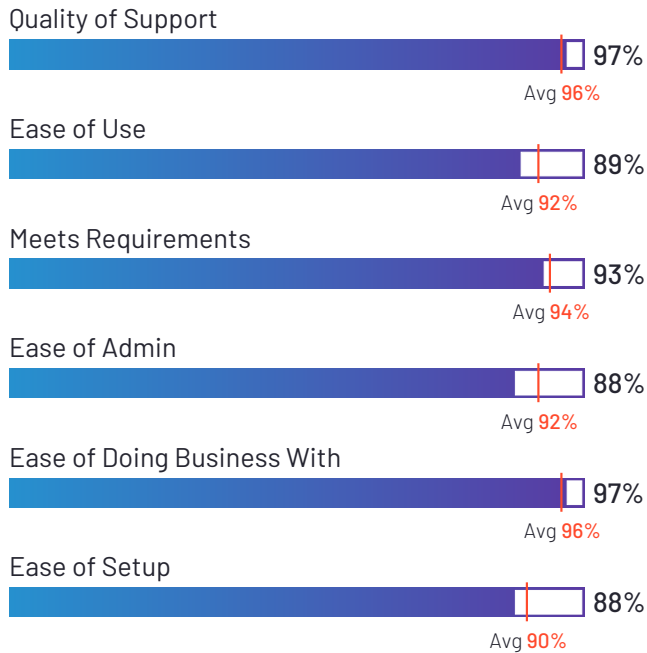


# Appmixer

4.8 ★★★★★ (45)

Appmixer has been named a Niche product based on having a relatively low Satisfaction score and low Market Presence compared to the rest of the category. While they may have positive reviews, they do not have enough reviews to validate those ratings. 100% of users rated it 4 or 5 stars, 98% of users believe it is headed in the right direction, and users said they would be likely to recommend Appmixer at a rate of 96%. Appmixer is also in the AI Agent Builders category.

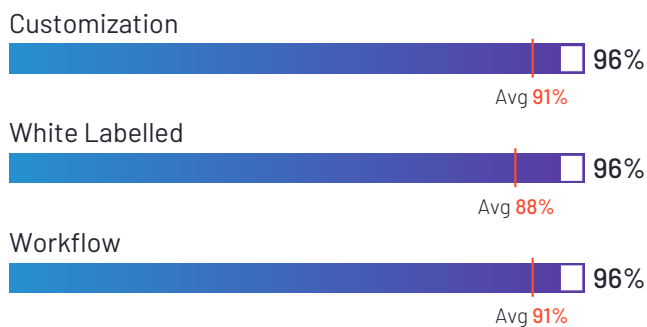
## Satisfaction Ratings



## Top Industries Represented



## Highest-Rated Features



## Lowest-Rated Features



**Ownership**  
client IO s.r.o.



**HQ Location**  
Prague, Czech Republic



**Year Founded**  
2014



**Employees (Listed On LinkedIn)**  
2



**Company Website**  
[www.client.io](http://www.client.io)

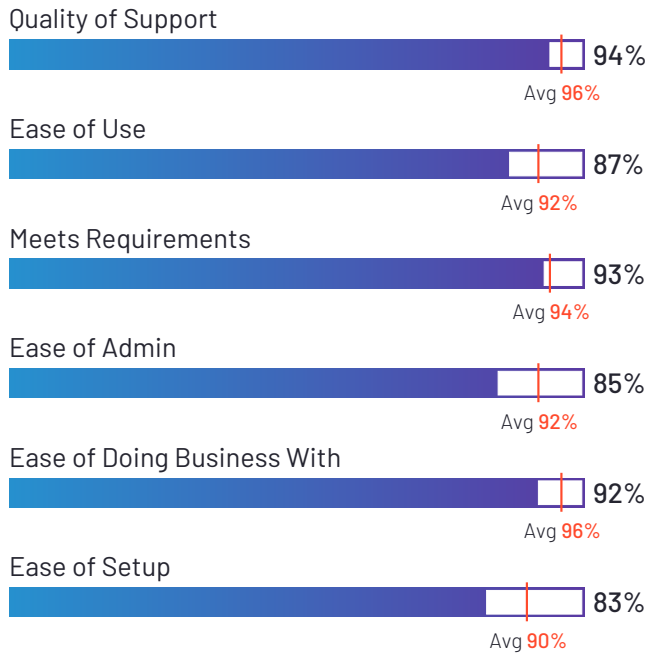


# APPSeCONNECT

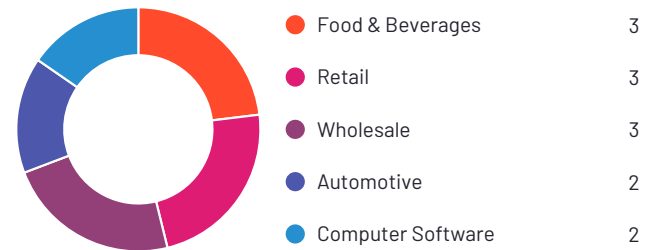
4.4 ★★★★★ (130)

APPSeCONNECT has been named a Niche product based on having a relatively low Satisfaction score and low Market Presence compared to the rest of the category. While they may have positive reviews, they do not have enough reviews to validate those ratings. 100% of users rated it 4 or 5 stars, 88% of users believe it is headed in the right direction, and users said they would be likely to recommend APPSeCONNECT at a rate of 91%. APPSeCONNECT is also in the SAP Store, E-Commerce Data Integration, iPaaS, API Management, Electronic Data Interchange (EDI), and Workflow Management categories.

## Satisfaction Ratings



## Top Industries Represented



**Ownership**  
APPSeCONNECT  
Corp



**HQ Location**  
Frisco, Texas



**Year Founded**  
2022



**Employees (Listed  
On LinkedIn)**  
100



**Company Website**  
[appseconnect.com](https://appseconnect.com)

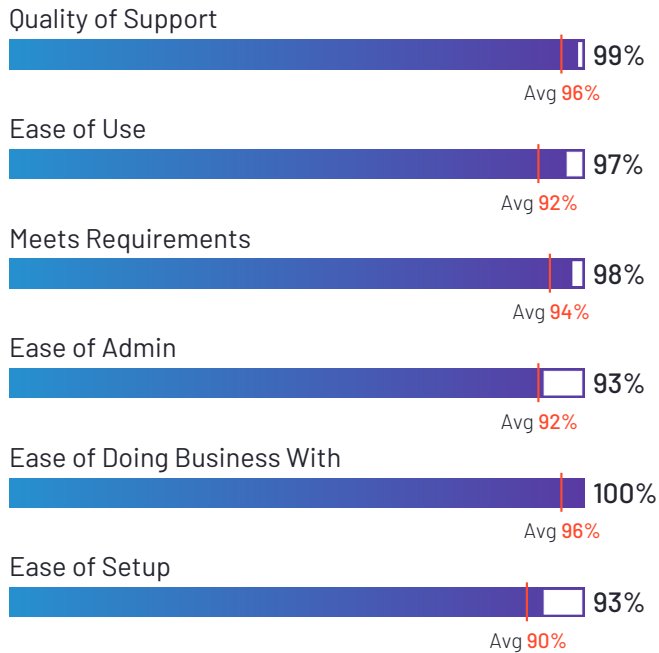


# Flatfile

4.8 ★★★★★ (30)

Flatfile has been named a Niche product based on having a relatively low Satisfaction score and low Market Presence compared to the rest of the category. While they may have positive reviews, they do not have enough reviews to validate those ratings. 100% of users rated it 4 or 5 stars, 92% of users believe it is headed in the right direction, and users said they would be likely to recommend Flatfile at a rate of 94%. Flatfile is also in the Data Exchange Platforms, Other Development, Data Preparation, and Data Quality categories.

## Satisfaction Ratings



## Top Industries Represented



**Ownership**  
Flatfile



**HQ Location**  
Denver, Colorado



**Year Founded**  
2018



**Employees (Listed  
On LinkedIn)**  
73



**Company Website**  
[flatfile.io](https://flatfile.io)

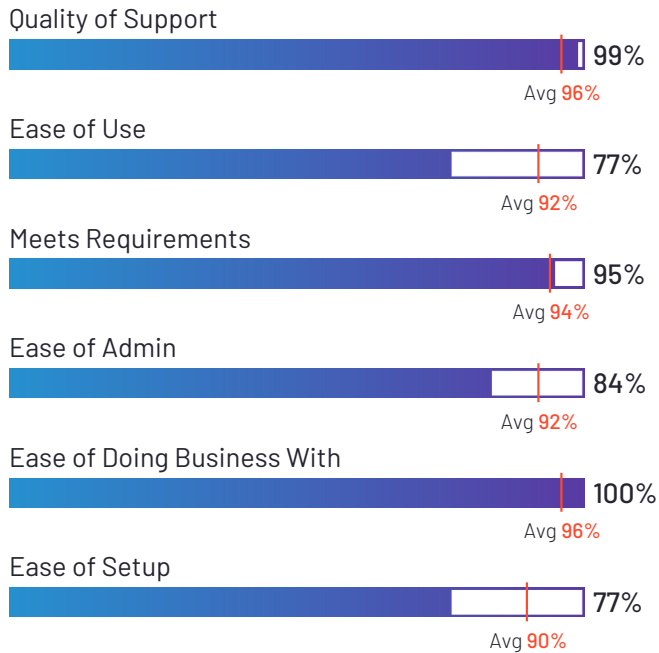


# Syncari

4.8 ★★★★★ (41)

Syncari has been named a Niche product based on having a relatively low Satisfaction score and low Market Presence compared to the rest of the category. While they may have positive reviews, they do not have enough reviews to validate those ratings. 100% of users rated it 4 or 5 stars, 93% of users believe it is headed in the right direction, and users said they would be likely to recommend Syncari at a rate of 97%. Syncari is also in the Data Management Software, Big Data Integration Platforms, iPaaS, Revenue Operations & Intelligence (RO&I), Lead-to-Account Matching and Routing, Master Data Management (MDM), Data Quality, Reverse ETL, and Customer Data Platform (CDP) categories.

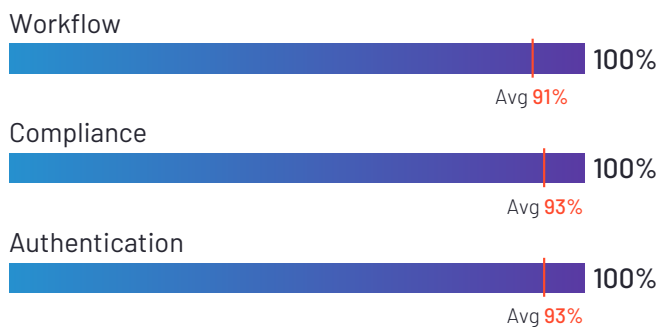
## Satisfaction Ratings



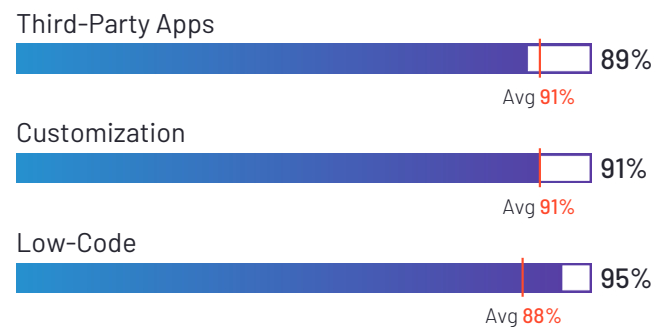
## Top Industries Represented



## Highest-Rated Features



## Lowest-Rated Features



**Ownership**  
Syncari



**HQ Location**  
Newark, California



**Year Founded**  
2019



**Employees (Listed On LinkedIn)**  
45



**Company Website**  
[syncari.com](https://syncari.com)



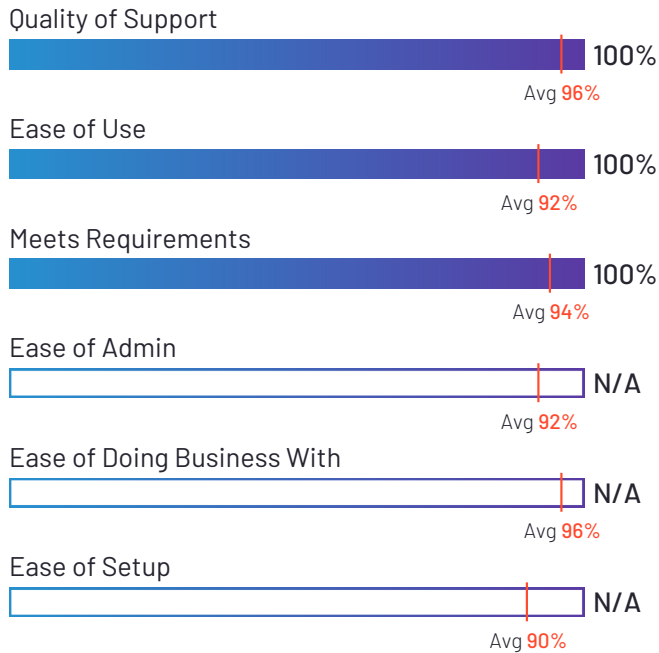


## API Fuse


5.0 ★★★★★ (13)

API Fuse has been named a Niche product based on having a relatively low Satisfaction score and low Market Presence compared to the rest of the category. While they may have positive reviews, they do not have enough reviews to validate those ratings. 100% of users rated it 4 or 5 stars, 100% of users believe it is headed in the right direction, and users said they would be likely to recommend API Fuse at a rate of 100%.

### Satisfaction Ratings



### Top Industries Represented



\*N/A is displayed when fewer than five responses were received for the question.



**Ownership**  
APIFuse



**HQ Location**  
Tampa, US



**Year Founded**  
2019



**Employees (Listed On LinkedIn)**  
4



**Company Website**  
[apifuse.io](https://apifuse.io)



# Satisfaction Ratings for Embedded Integration Platforms

G2 reviewers rated software sellers ability to satisfy their needs as shown in the table below.

	Satisfaction		Satisfaction by Category						Net Promoter Score (NPS)
	Likelihood to Recommend	Product Going in Right Direction?	Meets Requirements	Ease of Admin	Ease of Doing Business With	Quality of Support	Ease of Setup	Ease of Use	
Workato	94%	94%	92%	91%	94%	93%	91%	92%	83
Albato	93%	98%	91%	92%	95%	94%	91%	90%	80
Prismatic	96%	98%	94%	94%	99%	99%	90%	90%	93
RefoldAI	99%	98%	96%	99%	98%	100%	97%	97%	98
Paragon	92%	97%	90%	94%	97%	97%	92%	93%	78
Peeklogic Connector: Salesforce & Jira   NetSuite   Azure DevOps	98%	98%	97%	94%	96%	98%	91%	94%	100
klamp	99%	100%	99%	95%	97%	100%	98%	99%	100
Knit API	94%	100%	91%	93%	99%	99%	92%	93%	86
Alloy Automation	97%	100%	95%	95%	100%	99%	89%	90%	97
hotglue	98%	100%	94%	95%	99%	100%	95%	91%	96
Konnectify	98%	100%	98%	97%	100%	99%	95%	98%	93
Entri	99%	100%	96%	96%	99%	99%	95%	97%	100
Integration App	97%	100%	95%	97%	99%	98%	95%	92%	92
Boomi	90%	97%	89%	91%	92%	88%	88%	92%	71
Nango	91%	97%	92%	83%	86%	89%	90%	89%	71
Frends	89%	87%	89%	88%	90%	89%	86%	87%	67
Tray.ai	88%	93%	88%	89%	91%	89%	86%	84%	74
Pelican	98%	100%	95%	88%	93%	94%	94%	94%	96
Pandium	95%	94%	93%	88%	99%	99%	85%	89%	86

(Satisfaction Ratings for Embedded Integration Platforms continues on next page)

\*N/A is displayed when fewer than five responses were received for the question.

\*\*Net Promoter Score ranges from -100 to +100

# Satisfaction Ratings for Embedded Integration Platforms (continued)

G2 reviewers rated software sellers ability to satisfy their needs as shown in the table below.

	Satisfaction		Satisfaction by Category						Net Promoter Score (NPS)
	Likelihood to Recommend	Product Going in Right Direction?	Meets Requirements	Ease of Admin	Ease of Doing Business With	Quality of Support	Ease of Setup	Ease of Use	
<b>Apideck Unify</b>	96%	100%	90%	100%	100%	98%	96%	97%	81
<b>Cyclr</b>	94%	94%	93%	88%	97%	97%	83%	85%	85
<b>Appmixer</b>	96%	98%	93%	88%	97%	97%	88%	89%	95
<b>APPSeCONNECT</b>	91%	88%	93%	85%	92%	94%	83%	87%	70
<b>Flatfile</b>	94%	92%	98%	93%	100%	99%	93%	97%	88
<b>Syncari</b>	97%	93%	95%	84%	100%	99%	77%	77%	100
<b>API Fuse</b>	100%	100%	100%	N/A	N/A	100%	N/A	100%	100
<b>Average</b>	95%	97%	94%	92%	96%	96%	90%	92%	88

\*N/A is displayed when fewer than five responses were received for the question.

\*\*Net Promoter Score ranges from -100 to +100



# Feature Comparison for Embedded Integration Platforms

G2 users have evaluated the following products by feature. Feature ratings are representative of reviewers overall satisfaction with each feature and do not necessarily take into account the breadth of individual product features. The results are shown below.

## Data

	Scalability
Workato	93%
Albato	97%
Prismatic	92%
RefoldAI	97%
Paragon	90%
Peeklogic Connector: Salesforce & Jira   NetSuite   Azure DevOps	93%
klamp	100%
Knit API	91%
Alloy Automation	96%
hotglue	96%
Konnectify	N/A
Entri	98%
Integration App	95%
Boomi	87%
Nango	92%
Frends	81%
Tray.ai	82%
Peliquan	N/A
Pandium	94%

(Feature Comparison for Embedded Integration Platforms continues on next page)

\*N/A is displayed when fewer than five responses were received for the question.

\*\*A blank box indicates that a seller has selected that they do not offer that feature.



# Feature Comparison for Embedded Integration Platforms (continued)

G2 users have evaluated the following products by feature. Feature ratings are representative of reviewers overall satisfaction with each feature and do not necessarily take into account the breadth of individual product features. The results are shown below.

## Data

	Scalability
Apideck Unify	99%
Cyclr	90%
Appmixer	93%
APPSeCONNECT	N/A
Flatfile	N/A
Syncari	98%
API Fuse	N/A
Average	93%

(Feature Comparison for Embedded Integration Platforms continues on next page)

\*N/A is displayed when fewer than five responses were received for the question.

\*\*A blank box indicates that a seller has selected that they do not offer that feature.

# Feature Comparison for Embedded Integration Platforms (continued)

G2 users have evaluated the following products by feature. Feature ratings are representative of reviewers overall satisfaction with each feature and do not necessarily take into account the breadth of individual product features. The results are shown below.

## Development

	Low-Code	Customization
Workato	92%	90%
Albato	98%	93%
Prismatic	92%	93%
RefoldAI	95%	97%
Paragon	88%	86%
Peeklogic Connector: Salesforce & Jira   NetSuite   Azure DevOps	93%	93%
klamp	99%	100%
Knit API	79%	84%
Alloy Automation	91%	91%
hotglue	83%	92%
Konnectify	N/A	N/A
Entri	86%	89%
Integration App	95%	97%
Boomi	92%	89%
Nango		91%
Frends	79%	77%
Tray.ai	89%	88%
Pelican	N/A	N/A
Pandium	64%	90%

(Feature Comparison for Embedded Integration Platforms continues on next page)

\*N/A is displayed when fewer than five responses were received for the question.

\*\*A blank box indicates that a seller has selected that they do not offer that feature.



# Feature Comparison for Embedded Integration Platforms (continued)

G2 users have evaluated the following products by feature. Feature ratings are representative of reviewers overall satisfaction with each feature and do not necessarily take into account the breadth of individual product features. The results are shown below.

## Development

	Low-Code	Customization
Apideck Unify	78%	86%
Cyclr	87%	87%
Appmixer	93%	96%
APPSeCONNECT	N/A	N/A
Flatfile	N/A	N/A
Syncari	95%	91%
API Fuse	N/A	N/A
Average	88%	91%

(Feature Comparison for Embedded Integration Platforms continues on next page)

\*N/A is displayed when fewer than five responses were received for the question.

\*\*A blank box indicates that a seller has selected that they do not offer that feature.

# Feature Comparison for Embedded Integration Platforms (continued)

G2 users have evaluated the following products by feature. Feature ratings are representative of reviewers overall satisfaction with each feature and do not necessarily take into account the breadth of individual product features. The results are shown below.

## Security

	Authentication	Compliance
Workato	92%	90%
Albato	92%	90%
Prismatic	92%	95%
RefoldAI	99%	98%
Paragon	95%	93%
Peeklogic Connector: Salesforce & Jira   NetSuite   Azure DevOps	93%	94%
klamp	100%	100%
Knit API	86%	89%
Alloy Automation	94%	95%
hotglue	90%	91%
Konnectify	N/A	N/A
Entri	98%	97%
Integration App	97%	98%
Boomi	93%	95%
Nango	92%	90%
Frends	82%	80%
Tray.ai	85%	86%
Peliqan	N/A	N/A
Pandium	97%	98%

(Feature Comparison for Embedded Integration Platforms continues on next page)

\*N/A is displayed when fewer than five responses were received for the question.

\*\*A blank box indicates that a seller has selected that they do not offer that feature.



# Feature Comparison for Embedded Integration Platforms (continued)

G2 users have evaluated the following products by feature. Feature ratings are representative of reviewers overall satisfaction with each feature and do not necessarily take into account the breadth of individual product features. The results are shown below.

## Security

	Authentication	Compliance
Apideck Unify	99%	99%
Cyclr	87%	91%
Appmixer	88%	92%
APPSeCONNECT	83%	N/A
Flatfile	N/A	N/A
Syncari	100%	100%
API Fuse	N/A	N/A
Average	93%	93%

(Feature Comparison for Embedded Integration Platforms continues on next page)

\*N/A is displayed when fewer than five responses were received for the question.

\*\*A blank box indicates that a seller has selected that they do not offer that feature.



# Feature Comparison for Embedded Integration Platforms (continued)

G2 users have evaluated the following products by feature. Feature ratings are representative of reviewers overall satisfaction with each feature and do not necessarily take into account the breadth of individual product features. The results are shown below.

## Management

	Third-Party Apps	White Labelled	Workflow	Self-Service	Monitoring	Notification
Workato	91%	87%	93%	92%	89%	90%
Albato	95%	86%	97%	98%	97%	95%
Prismatic	92%	93%	94%	93%	89%	89%
RefoldAI	97%	97%	99%	96%	97%	96%
Paragon	90%	89%	89%	89%	87%	85%
Peeklogic Connector: Salesforce & Jira   NetSuite   Azure DevOps	92%	87%	93%	91%	92%	87%
klamp	97%	84%	97%	88%	90%	89%
Knit API	89%	81%	85%	83%	87%	83%
Alloy Automation	94%	92%	93%	88%	83%	85%
hotglue	95%	97%		93%	97%	96%
Konnectify	N/A	N/A	N/A	N/A	N/A	N/A
Entri	89%	82%	86%	93%	88%	92%
Integration App	97%	93%	95%	91%	89%	89%
Boomi	85%	86%	92%	86%	89%	86%
Nango	94%	87%	88%	90%	93%	87%
Frends	71%	71%	80%	73%	75%	75%
Tray.ai	83%	91%	90%	84%	80%	82%
Pelican	N/A	N/A	N/A	N/A	N/A	N/A
Pandium	97%	97%	83%	94%	90%	95%

(Feature Comparison for Embedded Integration Platforms continues on next page)

\*N/A is displayed when fewer than five responses were received for the question.

\*\*A blank box indicates that a seller has selected that they do not offer that feature.



# Feature Comparison for Embedded Integration Platforms (continued)

G2 users have evaluated the following products by feature. Feature ratings are representative of reviewers overall satisfaction with each feature and do not necessarily take into account the breadth of individual product features. The results are shown below.

## Management

	Third-Party Apps	White Labelled	Workflow	Self-Service	Monitoring	Notification
Apideck Unify	95%	90%		96%	99%	96%
Cyclr	91%	83%	88%	89%	76%	77%
Appmixer	91%	96%	96%	93%	85%	88%
APPSeCONNECT	N/A	N/A	N/A	N/A	N/A	N/A
Flatfile	N/A	N/A	N/A	N/A	N/A	N/A
Syncari	89%	N/A	100%	N/A	N/A	N/A
API Fuse	N/A	N/A	N/A	N/A	N/A	N/A
Average	91%	88%	91%	90%	89%	88%

(Feature Comparison for Embedded Integration Platforms continues on next page)

\*N/A is displayed when fewer than five responses were received for the question.

\*\*A blank box indicates that a seller has selected that they do not offer that feature.

# Feature Comparison for Embedded Integration Platforms (continued)

G2 users have evaluated the following products by feature. Feature ratings are representative of reviewers overall satisfaction with each feature and do not necessarily take into account the breadth of individual product features. The results are shown below.

## Application Integration

	Third Party	Scalability	Workflow Automation	Connectivity
Workato	91%	93%	95%	93%
Albato	98%	98%	97%	100%
Prismatic	94%	94%	94%	95%
RefoldAI	98%	98%	99%	99%
Paragon	91%	90%	89%	91%
Peeklogic Connector: Salesforce & Jira   NetSuite   Azure DevOps	90%	88%	94%	93%
klamp	97%	99%	100%	92%
Knit API	87%	91%	84%	92%
Alloy Automation	93%	95%	94%	96%
hotglue	100%	100%		98%
Konnectify	N/A	N/A	N/A	N/A
Entri	93%	98%	93%	98%
Integration App	97%	95%	97%	94%
Boomi	83%	87%	90%	91%
Nango	92%	95%	91%	94%
Frends	78%	77%	79%	81%
Tray.ai	83%	83%	90%	87%
Pelqan	N/A	N/A	N/A	N/A
Pandium	96%	96%	79%	93%

(Feature Comparison for Embedded Integration Platforms continues on next page)

\*N/A is displayed when fewer than five responses were received for the question.

\*\*A blank box indicates that a seller has selected that they do not offer that feature.



# Feature Comparison for Embedded Integration Platforms (continued)

G2 users have evaluated the following products by feature. Feature ratings are representative of reviewers overall satisfaction with each feature and do not necessarily take into account the breadth of individual product features. The results are shown below.

## Application Integration

	Third Party	Scalability	Workflow Automation	Connectivity
Apideck Unify	99%	99%		96%
Cyclr	87%	90%	92%	90%
Appmixer	92%	93%	96%	96%
APPSeCONNECT	N/A	N/A	N/A	N/A
Flatfile	N/A	N/A	N/A	N/A
Syncari	N/A	N/A	N/A	N/A
API Fuse	N/A	N/A	N/A	N/A
Average	92%	93%	92%	93%

\*N/A is displayed when fewer than five responses were received for the question.

\*\*A blank box indicates that a seller has selected that they do not offer that feature.



# Additional Data for Embedded Integration Platforms

The table below includes a breakdown of the customer segments for each product, as represented by G2 reviewers.

## Customers by Size

	Small Business (50 or fewer emp.)	Mid-Market (51-1000 emp.)	Enterprise ( >1000 emp.)
Workato	21%	45%	34%
Albato	96%	4%	1%
Prismatic	54%	41%	4%
RefoldAI	56%	38%	6%
Paragon	78%	18%	4%
Peeklogic Connector: Salesforce & Jira   NetSuite   Azure DevOps	14%	72%	14%
klamp	50%	38%	13%
Knit API	64%	34%	2%
Alloy Automation	53%	47%	0%
hotglue	97%	0%	3%
Konnectify	81%	19%	0%
Entri	65%	24%	12%
Integration App	85%	15%	0%
Boomi	9%	48%	43%
Nango	47%	39%	13%
Frends	16%	59%	25%
Tray.ai	27%	68%	5%
Peliqan	57%	39%	4%
Pandium	35%	57%	9%

(Additional Data for Embedded Integration Platforms continues on next page)

\*N/A is displayed when data is not publicly available.

## Additional Data for Embedded Integration Platforms (continued)

The table below includes a breakdown of the customer segments for each product, as represented by G2 reviewers.

### Customers by Size

	Small Business (50 or fewer emp.)	Mid-Market (51-1000 emp.)	Enterprise ( >1000 emp.)
Apideck Unify	87%	7%	7%
Cyclr	50%	47%	3%
Appmixer	68%	32%	0%
APPSeCONNECT	65%	35%	0%
Flatfile	88%	13%	0%
Syncari	30%	65%	4%
API Fuse	82%	18%	0%
Average	57%	35%	8%

(Additional Data for Embedded Integration Platforms continues on next page)

\*N/A is displayed when data is not publicly available.



# Additional Data for Embedded Integration Platforms (continued)

The table below highlights implementation and deployment data as indicated in real user reviews on G2.

## Implementation

	Deployment		Implementation Time	Implementation Method				Number of Users Purchased	Contract Term
	Cloud	On-Premises	Avg. Months to Go Live	In-House Team	Seller Services Team	Third-Party Consultant	Don't know	Median Number of Users Bought	Avg. Contract Term (Months)
Workato	87%	13%	2.7	72%	13%	11%	4%	7	15
Albato	69%	31%	0.7	93%	1%	2%	4%	3	10
Prismatic	87%	13%	2.3	93%	6%	1%	0%	7	16
RefoldAI	69%	31%	0.6	75%	8%	0%	17%	7	16
Paragon	89%	11%	1.3	94%	0%	3%	3%	3	14
Peeklogic Connector: Salesforce & Jira   NetSuite   Azure DevOps	94%	6%	1.1	64%	20%	8%	8%	37	15
klamp	82%	18%	0.8	80%	0%	10%	10%	5	4
Knit API	89%	11%	1.6	88%	0%	0%	13%	7	8
Alloy Automation	86%	14%	2.0	92%	8%	0%	0%	3	12
hotglue	100%	0%	1.5	78%	22%	0%	0%	3	6
Konnectify	90%	10%	1.4	50%	50%	0%	0%	12	17
Entri	100%	0%	1.1	100%	0%	0%	0%	3	6
Integration App	86%	14%	1.0	93%	0%	0%	7%	3	9
Boomi	100%	0%	1.6	61%	22%	6%	11%	17	10
Nango	67%	33%	2.9	88%	13%	0%	0%	5	5
Frends	57%	43%	2.5	54%	32%	4%	11%	7	9
Tray.ai	88%	12%	2.3	68%	23%	5%	5%	7	15
Pelican	100%	0%	1.3	N/A	N/A	N/A	N/A	N/A	N/A
Pandium	100%	0%	2.3	75%	0%	13%	13%	7	8

(Additional Data for Embedded Integration Platforms continues on next page)

\*N/A is displayed when data is not publicly available.





# Additional Data for Embedded Integration Platforms (continued)

The table below highlights implementation and deployment data as indicated in real user reviews on G2.

## Implementation

	Deployment		Implementation Time	Implementation Method				Number of Users Purchased	Contract Term
	Cloud	On-Premises	Avg. Months to Go Live	In-House Team	Seller Services Team	Third-Party Consultant	Don't know	Median Number of Users Bought	Avg. Contract Term (Months)
Apideck Unify	100%	0%	3.1	100%	0%	0%	0%	5	6
Cyclr	90%	10%	2.3	94%	6%	0%	0%	5	5
Appmixer	80%	20%	3.0	94%	6%	0%	0%	3	5
APPSeCONNECT	40%	60%	4.4	50%	36%	0%	14%	3	9
Flatfile	100%	0%	3.3	100%	0%	0%	0%	3	N/A
Syncari	100%	0%	1.7	92%	8%	0%	0%	3	12
API Fuse	N/A	N/A	N/A	N/A	N/A	N/A	N/A	N/A	N/A

(Additional Data for Embedded Integration Platforms continues on next page)

\*N/A is displayed when data is not publicly available.

## Additional Data for Embedded Integration Platforms (continued)

The table below highlights the average user adoption of each product as indicated in real user reviews on G2.

### User Adoption and Return on Investment (ROI)

	User Adoption	Payback Period
	Average User Adoption	Estimated ROI (payback period in months)
Workato	48%	11
Albato	62%	5
Prismatic	40%	9
RefoldAI	51%	6
Paragon	60%	6
Peeklogic Connector: Salesforce & Jira   NetSuite   Azure DevOps	64%	6
klamp	72%	6
Knit API	42%	6
Alloy Automation	38%	7
hotglue	70%	9
Konnectify	87%	4
Entri	32%	5
Integration App	33%	4
Boomi	63%	11
Nango	74%	10
Frends	55%	21
Tray.ai	59%	12
Pelican	83%	5
Pandium	59%	5

(Additional Data for Embedded Integration Platforms continues on next page)

\*N/A is displayed when data is not publicly available.

## Additional Data for Embedded Integration Platforms (continued)

The table below highlights the average user adoption of each product as indicated in real user reviews on G2.

### User Adoption and Return on Investment (ROI)

	User Adoption	Payback Period
	Average User Adoption	Estimated ROI (payback period in months)
Apideck Unify	51%	8
Cyclr	53%	12
Appmixer	36%	12
APPSseCONNECT	45%	15
Flatfile	61%	N/A
Syncari	68%	9
API Fuse	N/A	N/A
Average	56%	8

(Additional Data for Embedded Integration Platforms continues on next page)

\*N/A is displayed when data is not publicly available.



## Additional Data for Embedded Integration Platforms (continued)

The table below highlights third-party market presence data used to inform the G2's Market Presence Score that highlights each products impact and influence in the category.

### Market Presence

	Seller Name	Year Founded	Employees on LinkedIn (Seller)	LinkedIn Followers
Workato	Workato	2013	1,161	77,569
Albato	Albato	2019	39	2,680
Prismatic	Prismatic	2019	71	6,197
RefoldAI	Refold	2018	35	6,090
Paragon	Paragon	2019	128	7,581
Peeklogic Connector: Salesforce & Jira   NetSuite   Azure DevOps	Peeklogic	2015	83	4,196
klamp	Klamp Inc	2022	20	5,461
Knit API	Knit API Private Limited	2023	37	2,692
Alloy Automation	Alloy	2019	38	21,617
hotglue	hotglue	2019	22	2,544
Konnectify	Konnectify	2021	32	3,119
Entri	Entri	2017	26	696
Integration App	Integration App		22	6,178
Boomi	Boomi	2000	2,706	108,107
Nango	Nango	2022	8	2,665
Frends	FRENDS	1988	282	12,443
Tray.ai	Tray.io	2012	148	22,009
Peliquan	Peliquan	2022	22	2,208
Pandium	Pandium	2018	15	2,262

(Additional Data for Embedded Integration Platforms continues on next page)

\*N/A is displayed when data is not publicly available.

## Additional Data for Embedded Integration Platforms (continued)

The table below highlights third-party market presence data used to inform the G2's Market Presence Score that highlights each products impact and influence in the category.

### Market Presence

	Seller Name	Year Founded	Employees on LinkedIn (Seller)	LinkedIn Followers
<b>Apideck Unify</b>	Apideck	2020	29	2,175
<b>Cyclr</b>	Cyclr	2013	43	2,217
<b>Appmixer</b>	client IO s.r.o.	2014	1	678
<b>APPSseCONNECT</b>	APPSseCONNECT Corp	2022	100	14,830
<b>Flatfile</b>	Flatfile	2018	73	8,125
<b>Syncari</b>	Syncari	2019	45	8,788
<b>API Fuse</b>	APIFuse	2019	4	83

\*N/A is displayed when data is not publicly available.