

District-Level Mapping of Gender-Based Violence in Khyber Pakhtunkhwa and Balochistan, Pakistan (2024)



Table of

CONTENTS

01	●	Background & Objectives
02	●	Khyber Pakhtunkhwa
		03 Rape
		05 Honor Killing
		07 Kidnapping
		09 Domestic Violence
11	●	Balochistan
		12 Rape
		14 Honor Killing
		16 Kidnapping
		18 Domestic Violence
21	●	Recommendations
22	●	Annexure

Acknowledgments

Research Team

Yusra Khurram Butt

(Author, Data Analysis, Data visualization, Heat-style Choropleth maps)

Special Acknowledgements for Support:

Omama Mir

(RTI Request and Legal Guidance, Recommendations)

Editorial and Technical Review:

Syed Kausar Abbas

Muhammad Shahid Khan

Maryam Jawad

Design and Layout:

Rabia Akram

Fatima Aslam Khan

August 2025

Sustainable Social Development Organization (SSDO) would welcome the reproduction and dissemination of the contents of the report with due acknowledgments.

©Sustainable Social Development Organization (SSDO)

Tel: +92 (51) 228 7298

Fax: +92 (51) 843 3431

Email: info@ssdo.org.pk

URL: www.ssdo.org.pk

Disclaimer

Every effort has been made to ensure the accuracy of the contents of this publication. Unless SSDO provides or expresses prior written consent, no part of this report should be reproduced, distributed or communicated to any third party. We do not accept any liability if this report is used for an alternative purpose from which it is intended, nor to any third party in respect of this report.

ISBN: 978-627-7694-14-2

Background

Building upon the comprehensive Provincial Analysis of Gender-Based Violence (GBV) in Pakistan – 2024 covered cases from January to December, which explicates the prevalence and patterns of GBV across Punjab, Khyber Pakhtunkhwa, Sindh, Balochistan, and Islamabad Capital Territory. This report takes a more comprehensive approach by providing district-wise analysis of Balochistan and Khyber Pakhtunkhwa.

The report highlights the four key indicators: Rape, Kidnapping/Abduction, Honor Killing and Domestic Violence. The provincial report provided the insights into overall scale of the issue. By analysing data at the district level, the report foregrounds the local trends, differences in reporting and response mechanisms, and the need for tailored interventions. Provincial summaries often omit the hidden aspects, but this district-specific approach helps uncovers subtle aspects.

To be more precise, the report comprises the number of GBV cases and the crime rate per 100,000 population. The number of registered cases was obtained through Right to Information requests. Meanwhile, the crime rate of GBV was calculated using the standard crime rate formula:

$$\text{Crime Rate} = \left(\frac{\text{Number of GBV reported cases to the Police}}{\text{Population of the Province}} \right)$$

In some cases, less populous districts report high number of GBV cases, indicating high magnitude of GBV incidents in smaller districts.

Each section is accompanied by the thematic maps that represent the crime rate of GBV incidents in each district. The legend categorizes the crime rates into distinct color-coded intervals. Light shades signalling lower rates and dark shades indicating high prevalence. The visual representation allows to easily recognize the high-risk clusters.

Focusing on Balochistan, the province recorded 21 rape cases, 185 kidnappings/abductions, 32 honor killings, and 160 incidents of domestic violence. However, majority of the cases remain largely undocumented in Balochistan.

Meanwhile in Khyber Pakhtunkhwa, the province reported 258 rape cases, 943 kidnappings/abductions, 134 honor killings, and 446 incidents of domestic violence. These numbers reinforce the urgency of dissecting the data further at high risk districts level.

Objectives of Research

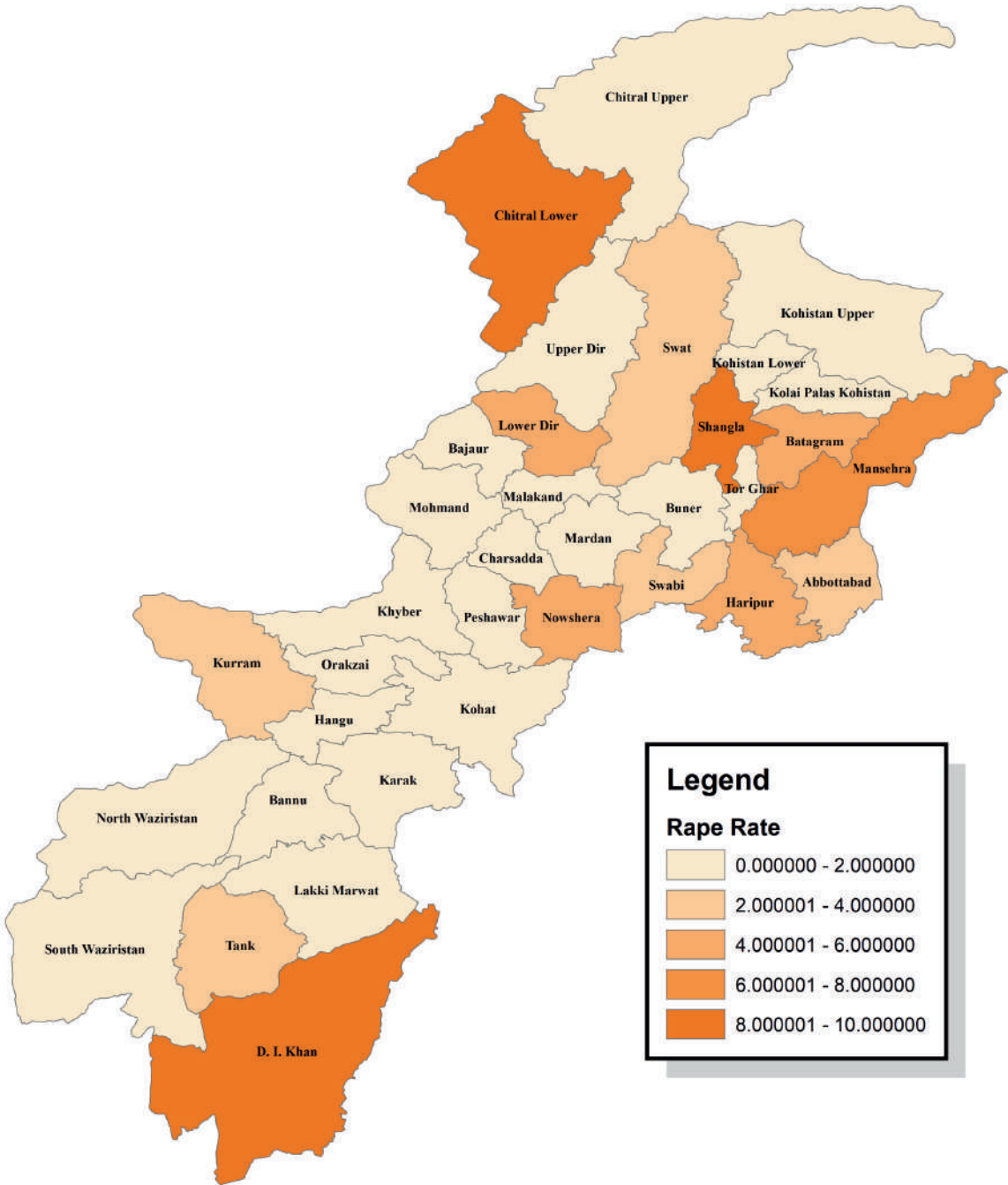
This version of the report is the sequel Gender-based-Violence Provincial Analysis published in February 2025. The objectives of this report are:

1. Identifying the GBV hotspot districts (districts with the highest number of reported cases) in Balochistan and Khyber Pakhtunkhwa.
2. Analysing conviction in these districts whether registered cases are leading to convictions or not.

Khyber Pakhtunkhwa

RAPE

Rate of Rape in Khyber Pakhtunkhwa (2024)



Dera Ismail Khan reported the highest number of rape cases in Khyber Pakhtunkhwa with 36 cases, closely followed by Mansehra (35), Swat (24), Dir Lower (21), Nowshera and Shangla (19). While these numbers reflect the areas where the issue is most visible in terms of reporting numbers, a troubling pattern persists across the board: none of these cases led to a single conviction.

Shangla emerged as the district with the highest rape rate (9.4), followed by Dera Ismail Khan (8.2), Lower Chitral (8.1), Mansehra (7.2), and Dir Lower (5). These figures are particularly alarming in smaller and more rural districts. The complete absence of conviction seen in all these districts.

Top 5 Districts in Khyber Pakhtunkhwa with the Highest Number of Rape Cases

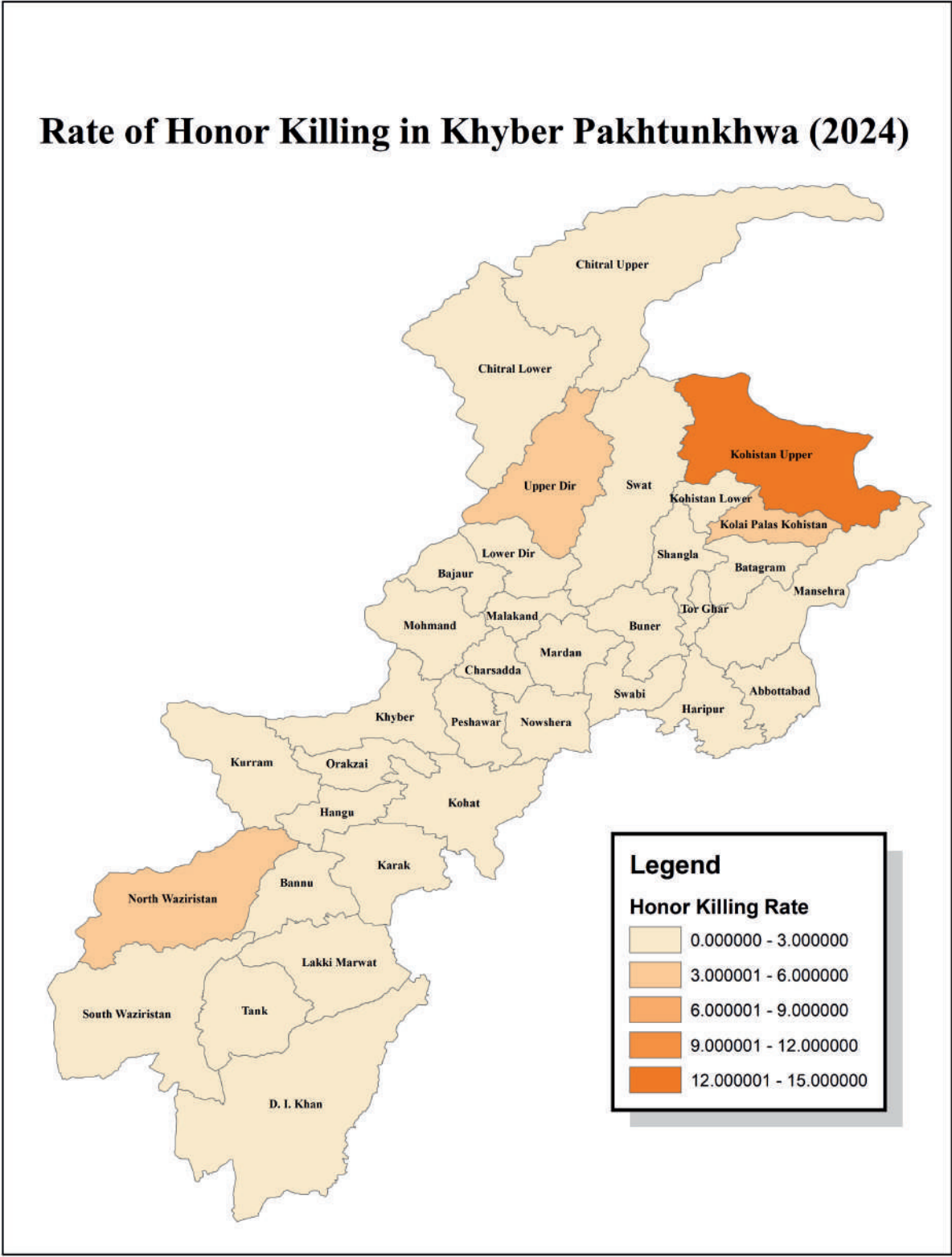
			Conviction
1. Dera Ismail Khan	36	0	
2. Mansehra	35	0	
3. Swat	24	0	
4. Dir Lower	21	0	
5. Nowshera and Shangla	19	0	

Top 5 Districts in Khyber Pakhtunkhwa with the Highest Rate Rape Cases

		Conviction
1. Shangla	9.4	0
2. Dera Ismail Khan	8.2	0
3. Chitral Lower	8.1	0
4. Mansehra	7.2	0
5. Dir Lower	5	0

HONOR KILLING





Rate of Honor Killing in Khyber Pakhtunkhwa (2024)








In 2024, Swat emerged with the highest number of reported honor killing cases (18), followed by Peshawar (10), and a combined figure of 9 cases from Dir Upper and Kohistan Upper. Abbottabad reported 7 cases. Charsadda and Dir Lower also reported 7 cases (table attached as annexure). Mansehra and Mardan recorded 6 cases, following Bajaur, Bannu and Khyber reported 4 cases each. Shockingly, none of these cases led to any convictions.

When analyzing the rate of honor killing per 100,000 population, Upper Kohistan topped the chart with a rate of 13.1, followed by Kolai Palas Kohistan (5.1), Dir Upper (3.6), North Waziristan (3.3), and Swat (2.7). Importantly, smaller and more remote districts like Upper Kohistan and Kolai Palas Kohistan show alarmingly high rates, demonstrating how less populous areas can experience a higher per capita burden of GBV.

Top 5 Districts in Khyber Pakhtunkhwa with the Highest Number of Honor Killing Cases

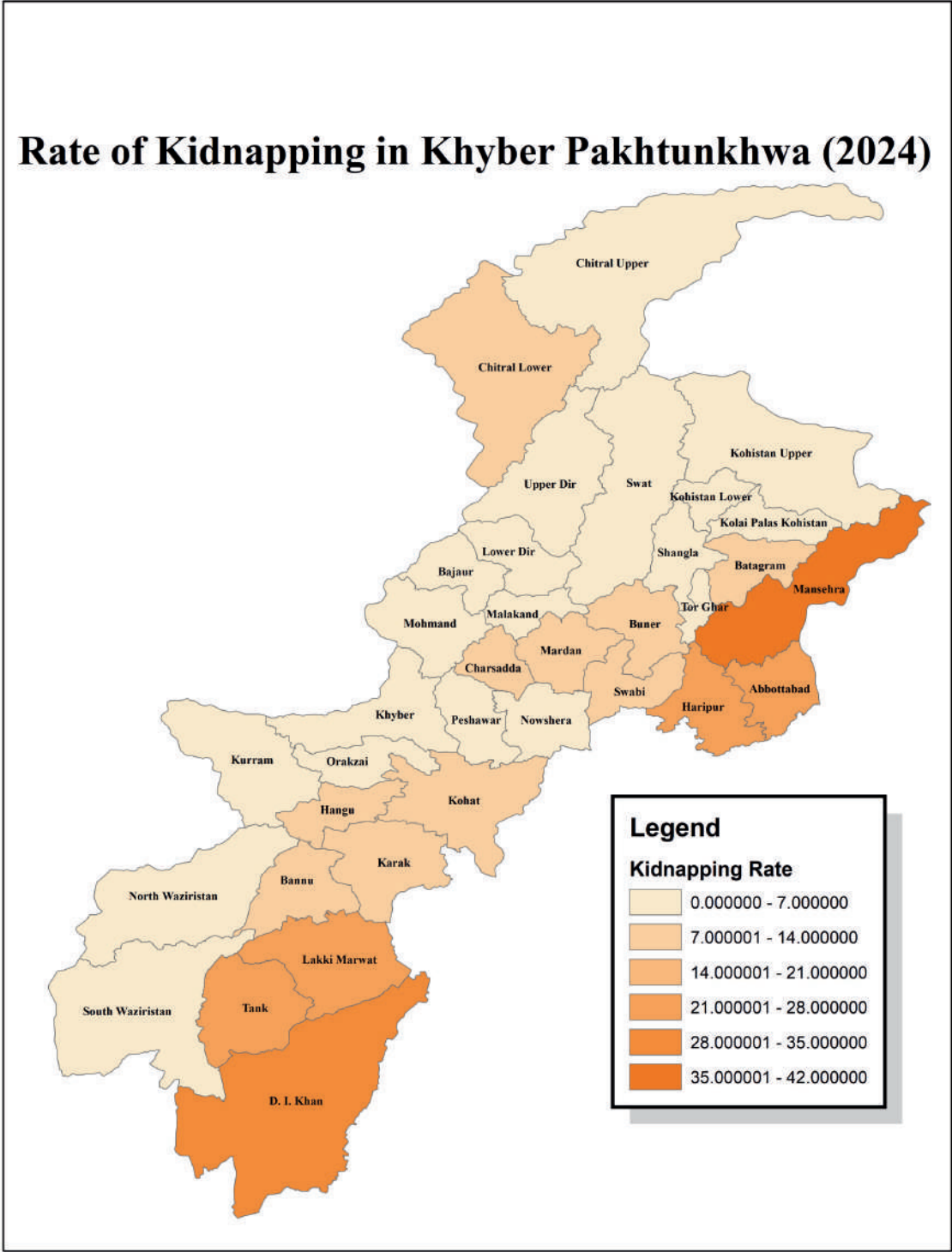
			Conviction
1. Swat		18	0
2. Peshawar		10	0
3. Dir Upper & Kohistan Upper		9	0
4. Abbottabad		7	0

Top 5 Districts in Khyber Pakhtunkhwa with the Highest Rate of Honor Killing Cases

			Conviction
1. Kohistan Upper		13.1	0
2. Kolai Palas Kohistan		5.1	0
3. Dir Upper		3.6	0
4. North Waziristan		3.3	0
5. Swat		2.7	0

KIDNAPPING






Rate of Kidnapping in Khyber Pakhtunkhwa (2024)





Mansehra leading the province in 2024 with 171 recorded cases, followed by Dera Ismail Khan (144), Abbottabad (100), Haripur (77), and Lakki Marwat (57). After the top five hotspot districts, Mardan reported 55 cases, followed by Charsadda with 51, Swabi with 38, and both Kohat and Peshawar with 29 cases each (table attached as annexure). These figures suggest a concerning pattern across both urban and semi-urban districts. Despite the volume of cases, only one conviction was recorded in Haripur while all other districts saw zero convictions.

When looking into the rate, Mansehra again ranks highest with 35.4, followed closely by Dera Ismail Khan (32.9), Abbottabad (24.5), Tank (23.5), and Lakki Marwat (23.3). The presence of districts like Tank and Lakki, which have smaller populations, points to the greater impact of kidnapping in less populated or under-resourced area.

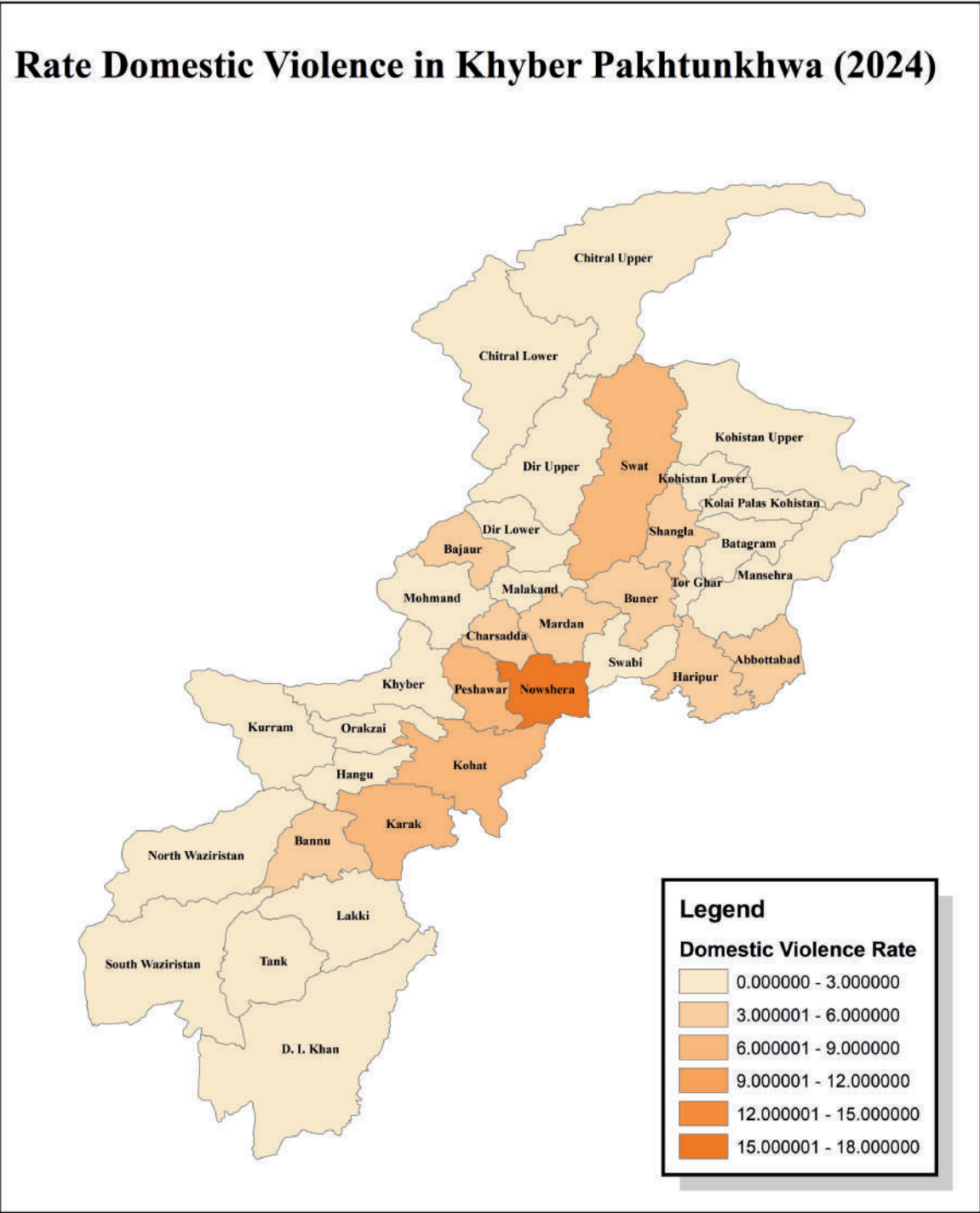
Top 5 Districts in Khyber Pakhtunkhwa with the Highest Number of Kidnapping Cases

			Conviction
1. Mansehra		171	0
2. Dera Ismail Khan		144	0
3. Abbottabad		100	0
4. Haripur		77	1
5. Lakki		57	0

Top 5 Districts in Khyber Pakhtunkhwa with the Highest Rate Kidnapping Cases

			Conviction
1. Mansehra		35.4	0
2. Dera Ismail Khan		32.9	0
3. Abbottabad		24.5	0
4. Tank		23.5	0
5. Lakki		23.3	0






DOMESTIC VIOLENCE








Domestic violence stands as one of the most underreported crimes in Pakistan, second only to honor killings. In 2024, Peshawar reported the highest number of domestic violence cases (78), followed by Nowshera (71), Swat (49), Mardan (36), and Kohat (26). Following the top five districts, Charsadda reported 24 cases, Haripur 19, Bannu 16, and both Abbottabad and Buner recorded 15 cases each (table attached as annexure). What is even more alarming is that none of the top five districts recorded a single conviction.

When looked through the lens of population, Nowshera reported the highest domestic violence rate (15.8), followed by Swat (7.4), Karak (6.8), Peshawar (6.5), and Shangla (5.9). These figures show that both populous and less populated districts are severely affected.

Top 5 Districts in Khyber Pakhtunkhwa with the Highest Number of Domestic Violence Cases

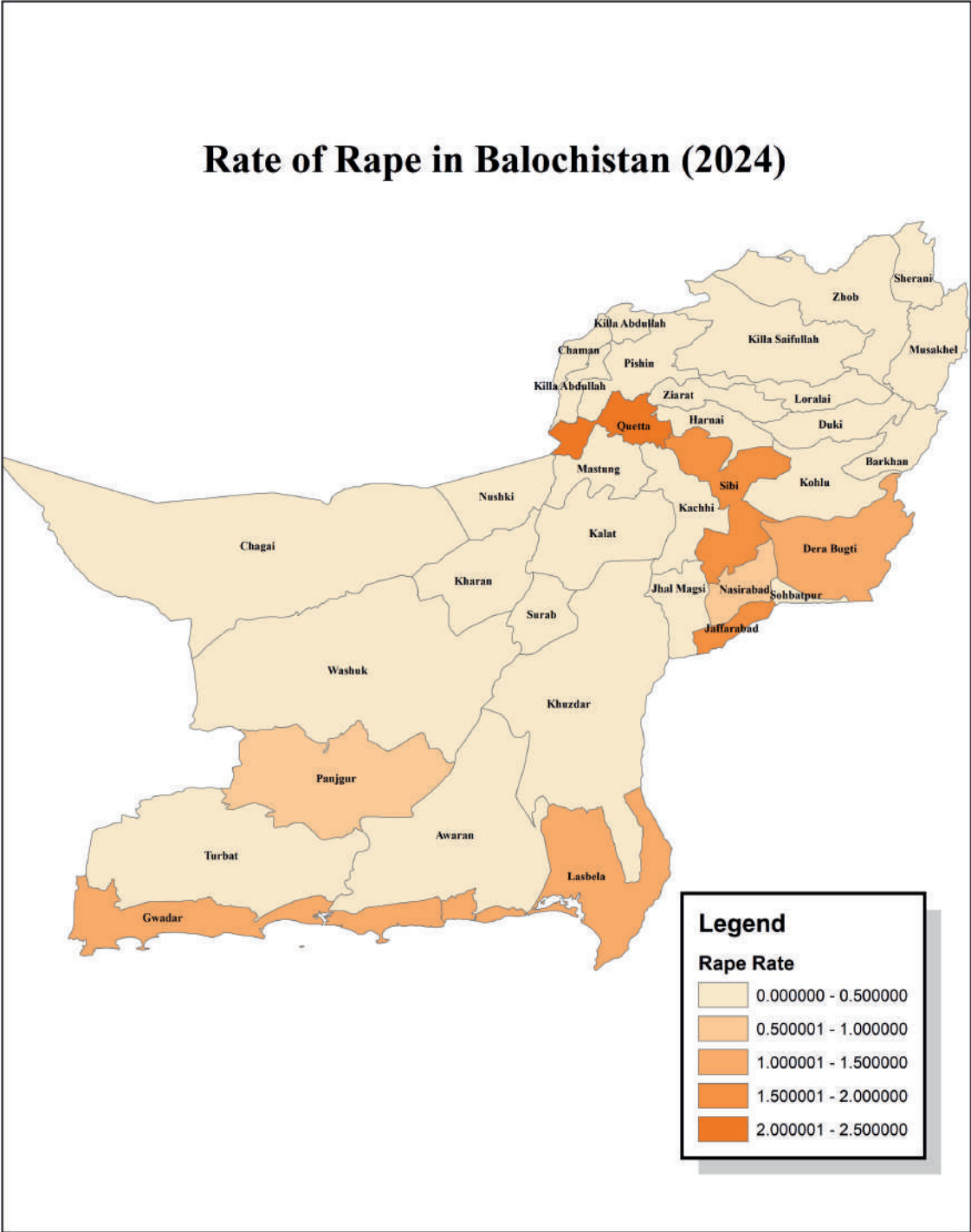
			Conviction
1. Peshawar		78	0
2. Nowshera		71	0
3. Swat		49	0
4. Mardan		36	0
5. Kohat		26	0

Top 5 Districts in Khyber Pakhtunkhwa with the Highest Rate Domestic Violence Cases

			Conviction
1. Nowshera		15.8	0
2. Swat		7.4	0
3. Karak		6.8	0
4. Peshawar		6.5	0
5. Shangla		5.9	0

BALUCHISTAN






RAPE








In 2024, Quetta was at high risk with the number of cases (12) and the crime rate (2.3 per 100,000) of rape. Followed by Jaffarabad, Lasbela with 2 cases. Dera Bugti, Gawadar, Naseerabad, Panjgur and Sibi reported just one case throughout the year.

Despite the number of reported cases, the conviction crime rate remains zero. In Balochistan, there is underreporting of rape cases, as evidenced by the low number of reported incidents, with just 1 or 2 cases being documented in several districts throughout the year. This underreporting may be due to cultural stigma, lack of awareness and information.

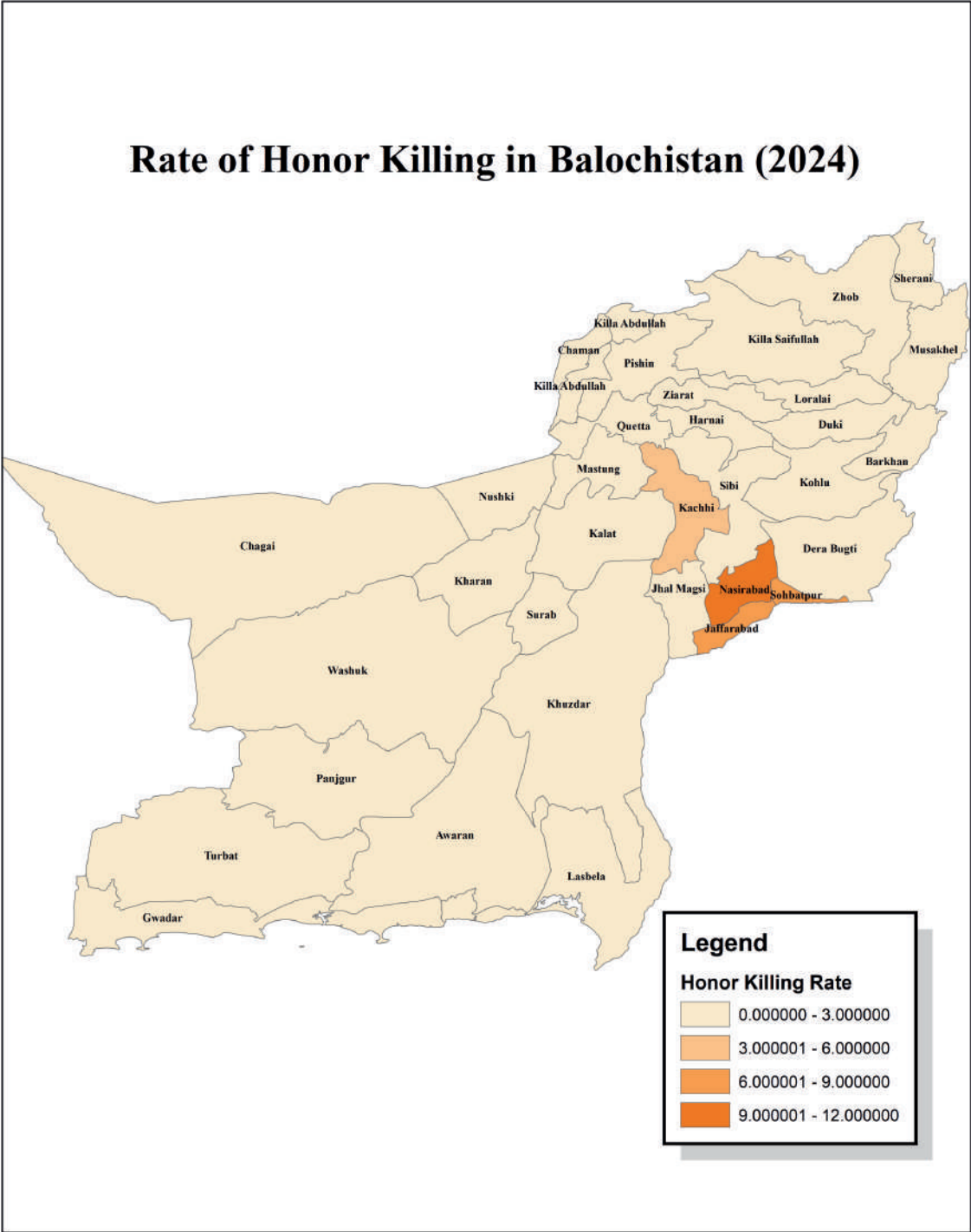
Top 5 Districts in Balochistan with the Highest Number of Rape Cases

			Conviction
1. Quetta		12	0
2. Jaffarabad		2	0
3. Lasbela		2	0
4. Dera Bugti		1	0
5. Gawadar		1	0

Top 5 Districts in Balochistan with the Highest Rate Rape Cases (per 100,000 women population)

			Conviction
Quetta		2.3	0
Sibi		2	0
Jaffarabad		1.6	0
Dera Bugti		1.4	0
Gawadar		1.4	0

HONOR KILLING







In 2024, Naseerabad was highlighted with the cases (13) and the crime rate (11.3) of honor killing. It was followed by Jaffarabad with 8 cases, Kachhi and Sohbat Pur with 4 cases per district and Quetta with registered 2 cases. Only a single case was reported in Dera Bugti. Besides, not a single case was reported in rest of the districts.

The second hotspot in term of crime rate was Sohbat pur (8.9). The second highest crime hotspot was Sohbat Pur, with a crime rate of 8.94 per 100,000 population. This rate was calculated from 4 reported cases within a population of 44,760 (see annexed table), indicating a relatively high incidence for the district. Notably, if this crime rate were halved, it would directly align with the crime rate of 4 per 100,000. Followed by Jaffarabad (6.4), Kachhi (5), Dera Bugti (1.4) and no conviction in any of the districts.






Top 5 Districts in Balochistan with the Highest Number of Honor Killing Cases

Conviction

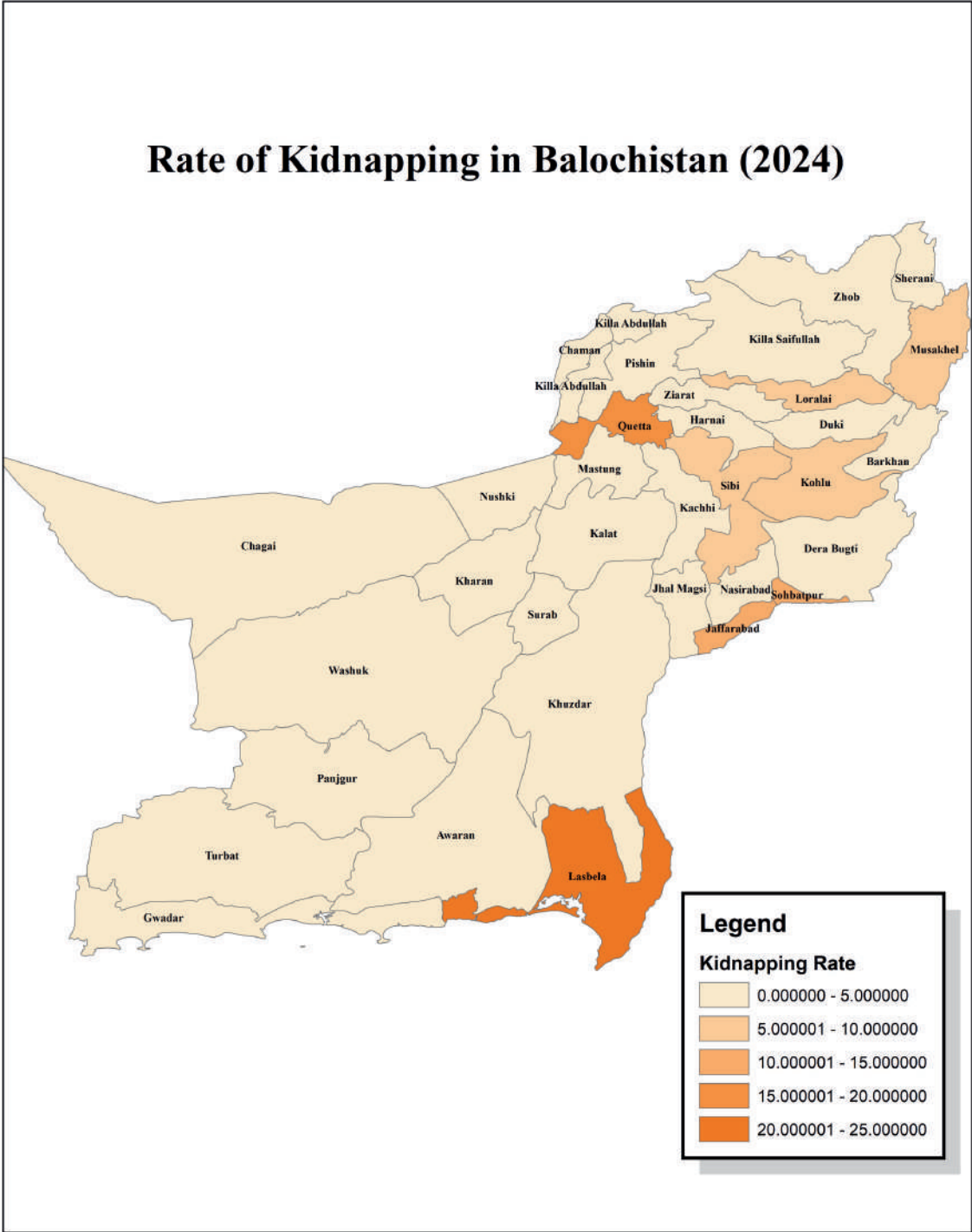
1. Naseerabad		13	0
2. Jaffarabad		8	0
3. Kachhi & Sohbat Pur		4	0
4. Quetta		2	0

Top 5 Districts in Balochistan with the Highest Rate of Honor Killing Cases (per 100,000 women population)

Conviction

1. Naseerabad		11.3	0
2. Sohbat Pur		8.9	0
3. Jaffarabad		6.4	0
4. Kachhi		5	0
5. Dera Bugti		1.4	0

KIDNAPPING








The data of kidnapping cases shows better reporting than that of rape. Quetta reported 101 cases, Lasbela (35), Jaffarabad (14), Sohbat Pur (6) and Sibi (4), with zero conviction rate. Followed by Khuzdar, Kohlu, Loralai and Musa Khail with 3 cases each, conviction remains zero.

District Lasbela was on the top of among hotspot districts. Followed by Quetta (19.1), Sohbat Pur (13.4), Jaffarabad (11.3) and Musa Khail (8.7).






Top 5 Districts in Balochistan with the Highest Number of Kidnapping Cases

Conviction

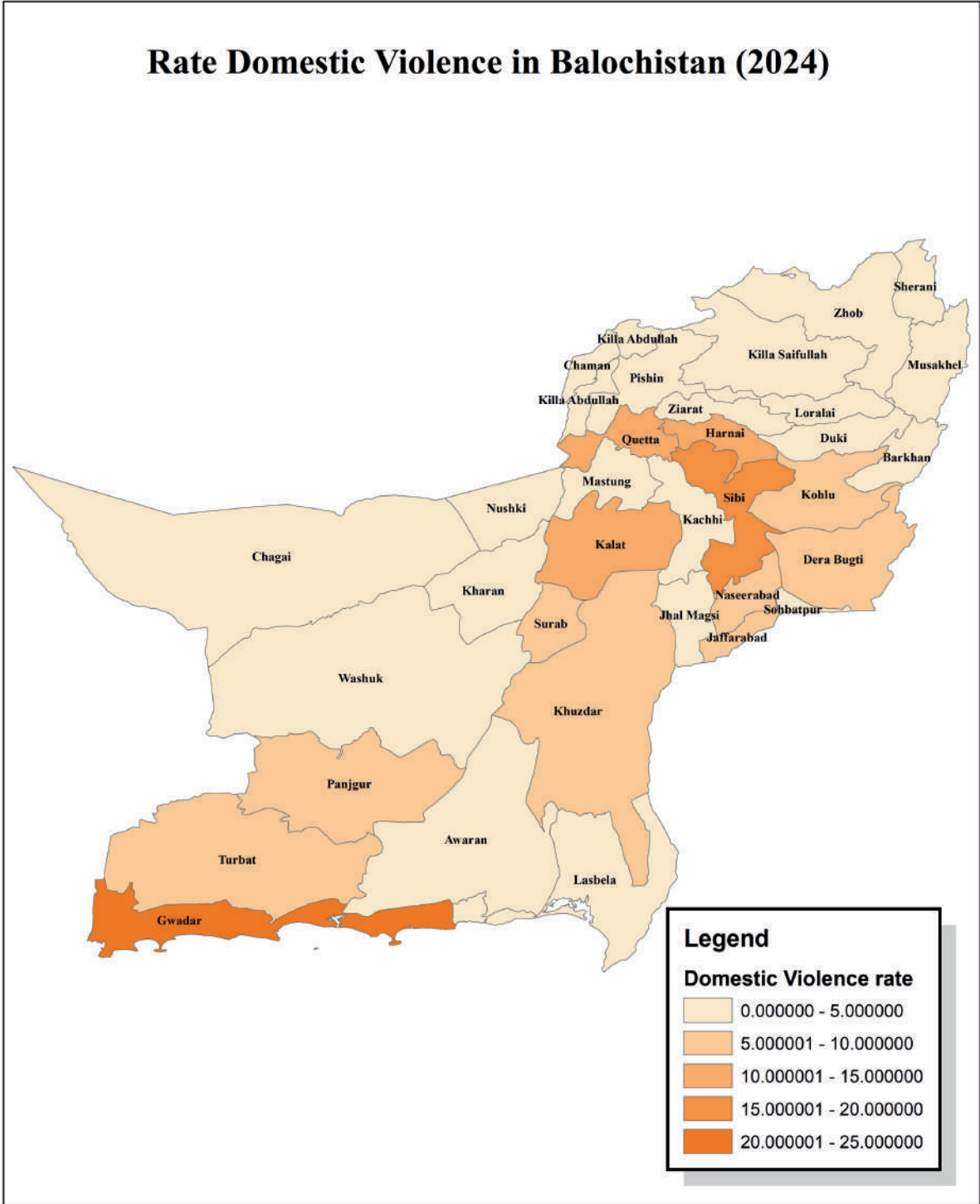
Quetta		101	0
Lasbela		35	0
Jaffarabad		14	0
Sohbat Pur		6	0
Sibi		4	0

Top 5 Districts in Balochistan with the Highest Rate Kidnapping Cases (per 100,000 women population)

Conviction

Lasbela		21.3	0
Quetta		19.1	0
Sohbat Pur		13.4	0
Jaffarabad		11.3	0
Musa Khail		8.7	0






DOMESTIC VIOLENCE








The domestic violence statistics in Balochistan show Quetta leading with 59 cases, followed by Gwadar (15), Khuzdar (13), Jaffarabad (11), and Sibi (9). Other districts reported lower numbers: Kalat and Panjgur (8 each), Naseerabad (7), and Kohlu, Pishin, and Turbat (5 each).

When adjusted for population, Gwadar has the highest crime rate at 20.7 per 100,000, followed by Sibi at 18.3 per 100,000. Despite these documented cases across all districts, the conviction rate for domestic violence remains zero, indicating a significant failure in the justice system's response to gender-based violence in Balochistan.

Top 5 Districts in Balochistan with the Highest Number of Domestic Violence Cases

			Conviction
Quetta		59	0
Gawadar		15	0
Khuzdar		13	0
Jaffarabad		11	0
Sibi		9	0

Top 5 Districts in Balochistan with the Highest Rate Domestic Violence Cases (per 100,000 women population)

			Conviction
Gawadar		20.7	0
Sibi		18.3	0
Kalat		14.6	0
Harnai		13.2	0
Quetta		11.2	0

RECOMMENDATIONS

- Amend laws to classify honour killings as a distinct, non-compoundable, non-bailable crime with mandatory maximum sentences. This should close legal loopholes and eliminate the possibility of family pardons, especially in tribal and rural parts of KP.
- Set up One Stop Crisis Centres in divisional and high-risk districts. These should offer integrated medical, legal, psychosocial, and police services under one roof, with outreach capacity for remote areas.
- Introduce a mandatory GBV First Responder Certification for all KP police, ensuring at least one trained officer per station. Trainings should cover survivor-centred and trauma-informed response, legal procedures, and trauma-informed practices, led by KP Police and Social Welfare departments.
- Establish dedicated Gender Crime Units within prosecution departments and ensure continuous training of public prosecutors and investigation officers on GBV laws, evidence collection, case preparation, and survivor-sensitive trial conduct. Promote coordination between police and prosecution to build stronger, conviction-ready cases.
- Set up a provincial GBV data observatory under the Social Welfare Department, in collaboration with police, health, and prosecution departments. Regularly publish disaggregated data to inform policy, budget allocation, and program targeting.
- Bottom of Form
- Expedite the enactment/amendments and enforcement of a provincial GBV laws that defines all forms of violence against women and girls, including domestic violence, honour crimes, and harmful traditional practices. The law must ensure protection, prosecution, and prevention mechanisms aligned with Pakistan's constitutional and international obligations.
- Set up and strengthen the Women Protection Units in each divisional headquarters throughout Balochistan—offering coordinated medical, legal, psychological, and shelter services. These units should work closely with district administrations and tribal elders to facilitate survivor reporting and referrals in culturally sensitive ways.
- Launch a GBV First Responder Training Program for both police and Levies personnel, ensuring at least one certified female or trained male officer in every district-level security unit. This training should include culturally aware survivor handling, proper documentation, and coordination with medico-legal officers.
- Establish dedicated gender desks in the Public Prosecution Department and provide specialized training to prosecutors and judges on GBV case law, evidence handling, and survivor-friendly trial processes. Fast-track cases through designated GBV courts or benches to prevent delays and increase conviction rates.
- Develop community-based interventions that engage tribal jirgas and religious leaders to raise awareness on GBV as a crime, not a cultural issue. Use local languages and storytelling methods to promote positive narratives around women's rights and legal protections.
- Increase the number of government-supported Dar-ul-Amans and ensure safe transport and legal aid for survivors from remote districts. Establish a provincial 24/7 helpline linked to police, health, and shelter services, with female staff trained in confidentiality and trauma support.

ANNEXURE

KHYBER PAKHTUNKHWA


Sr.no	DISTRICTS	18 and above Population	Khyber Pakhtunkhwa							
			Gender Based Violence (registered cases)				Rate of GBV (per 100,000 Women Population)			
			Honor Killing	Rape	Kidnapping /Abduction	Domestic Violence	Honor Killing	Rape	Kidnapping/ Abduction	Domestic Violence
1	Abbottabad	407,775	7	15	100	15	1.7	3.7	24.5	3.7
2	Bajaur	276,653	4	0	0	10	1.4	0.0	0.0	3.6
3	Bannu	322,563	4	3	24	16	1.2	0.9	7.4	5.0
4	Battagram	133,850	3	6	12	1	2.2	4.5	9.0	0.7
5	Buner	259,527	5	3	19	15	1.9	1.2	7.3	5.8
6	Charsadda	456,512	7	8	51	24	1.5	1.8	11.2	5.3
7	Chitral Lower	86,147	0	7	8	0	0.0	8.1	9.3	0.0
8	Chitral Upper	58,996	0	1	1	0	0.0	1.7	1.7	0.0
9	Dera Ismail Khan	437,807	2	36	144	9	0.5	8.2	32.9	2.1
10	Dir Lower	416,018	7	21	7	12	1.7	5.0	1.7	2.9
11	Dir Upper	250,701	9	0	10	7	3.6	0.0	4.0	2.8
12	Hangu	141,776	3	2	15	3	2.1	1.4	10.6	2.1
13	Haripur	347,642	0	15	77	19	0.0	4.3	22.1	5.5
14	Karak	207,066	0	2	19	14	0.0	1.0	9.2	6.8
15	Khyber	245,820	4	0	4	0	1.6	0.0	1.6	0.0
16	Kohat	331,340	3	5	29	26	0.9	1.5	8.8	7.8
17	Kohistan Lower	50,715	0	0	0	0	0.0	0.0	0.0	0.0
18	Kohistan Upper	68,508	9	0	0	0	13.1	0.0	0.0	0.0
19	Kolai Palas Kohistan	39,401	2	0	0	0	5.1	0.0	0.0	0.0
20	Kurram	180,787	3	4	0	0	1.7	2.2	0.0	0.0
21	Lakki	244,585	0	2	57	1	0.0	0.8	23.3	0.4
22	Mansehra	483,610	6	35	171	14	1.2	7.2	35.4	2.9
23	Mardan	703,235	6	6	55	36	0.9	0.9	7.8	5.1
24	Mohmand	122,224	3	1	3	0	2.5	0.8	2.5	0.0
25	North Waziristan	151,352	5	0	0	2	3.3	0.0	0.0	1.3
26	Nowshera	449,449	3	19	27	71	0.7	4.2	6.0	15.8
27	Orakzai	81,998	1	0	2	0	1.2	0.0	2.4	0.0
28	Peshawar	1,194,381	10	7	29	78	0.8	0.6	2.4	6.5
29	Shangla	201,696	2	19	12	12	1.0	9.4	5.9	5.9
30	South Waziristan	198,465	5	0	0	0	2.5	0.0	0.0	0.0
31	Swabi	509,850	1	14	38	12	0.2	2.7	7.5	2.4
32	Swat	659,233	18	24	5	49	2.7	3.6	0.8	7.4
33	Tank	102,071	2	3	24	0	2.0	2.9	23.5	0.0
34	Torghar	46,895	0	0	0	0	0.0	0.0	0.0	0.0
	Total	9868648	134	258	943	446	1.4	2.6	9.6	4.5

BALUCHISTAN

Balochistan										
	DISTRICTS	18 and above Population	Gender Based Violence (registered cases)				Rate of GBV (per 100,000 Women Population)			
			Honor Killing	Rape	Kidnapping /Abduction	Domestic Violence	Honor Killing	Rape	Kidnapping /Abduction	Domestic Violence
1	Awaran	38,364	0	0	0	0	0.0	0	0	0
2	Barkhan	40,992	0	0	0	0	0.0	0	0	0
3	Chaghi	52,549	0	0	0	0	0.0	0	0	0
4	Chaman	85,148	0	0	0	0	0.0	0	0	0
5	Dera Bugti	69,380	1	1	1	4	1.4	1.4	1.4	5.8
6	Duki	47,222	0	0	0	0	0.0	0	0	0
7	Gawadar	72,634	0	1	0	15	0.0	1.4	0	20.7
8	Harnai	22,693	0	0	1	3	0.0	0	4.4	13.2
9	Jaffarabad	124,275	8	2	14	11	6.4	1.6	11.3	8.9
10	Jhal Magsi	42,992	0	0	1	1	0.0	0.0	2.3	2.3
11	Kachhi	80,714	4	0	1	2	5.0	0	1.2	2.5
12	Kalat	54,723	0	0	0	8	0.0	0	0	14.6
13	Kharan	46,715	0	0	0	0	0.0	0	0	0
14	Khuzdar	202,437	0	0	3	13	0.0	0	1.5	6.4
15	Killa Abdullah	77,720	0	0	0	0	0.0	0	0	0
16	Killa Saifullah	74,990	0	0	1	0	0.0	0	1.3	0
17	Kohlu	51,342	0	0	3	5	0.0	0	5.8	9.7
18	Lasbela	164,120	0	2	35	0	0.0	1.22	21.3	0
19	Loralai	53,994	0	0	3	0	0.0	0	5.6	0
20	Mastung	66,648	0	0	1	1	0.0	0	1.5	1.5
21	Musa Khail	34,445	0	0	3	0	0.0	0	8.7	0
22	Naseerabad	115,088	13	1	0	7	11.3	0.87	0	6.1
23	Noshki	45,559	0	0	0	0	0.0	0.0	0	0
24	Panjgur	115,222	0	1	1	8	0.0	0.87	0.9	6.9
25	Pishin	175,702	0	0	2	5	0.0	0.0	1.1	2.8
26	Quetta	528,575	2	12	101	59	0.4	2.27	19.1	11.2
27	Sherani	36,251	0	0	0	0	0.0	0.0	0	0
28	Sibi	49,089	0	1	4	9	0.0	2.04	8.1	18.3
29	Sohbat Pur	44,760	4	0	6	0	8.9	0.0	13.4	0
30	Surab	54,647	0	0	1	3	0.0	0	1.8	5.5
31	Turbat(kech)	55,058	0	0	2	5	0.0	0	3.6	9.1
32	Washuk	55,058	0	0	0	0	0.0	0	0	0
33	Zhob	60,102	0	0	1	1	0.0	0.0	1.7	1.7
34	Ziarat	36,189	0	0	0	0	0.0	0	0	0
	Total	2875397	32	21	185	160	1.1	0.73	6.4	5.6



 Office 901, Green Trust Tower, Jinnah Avenue, Islamabad

 +92 51 8433431

 info@ssdo.org.pk



ssdopakistan



ssdo_pakistan



www.ssdo.org.pk