











**Key**

-  Building roofs - refer to elevations for materials
-  Grass - Front and rear gardens, public spaces
-  Tarmac surface
-  Shared surface and shared private drive; contrasting brick sets
-  Private driveways and footpaths
-  Private patios and footpaths in rear gardens
-  Loose laid gravel on weed-proof membrane in front gardens
-  Compacted gravel path with timber edge
-  Mown footpath in open spaces
-  New planting



Reed Holland  
Somerset House  
Middle Street  
Taunton  
Somerset  
TA1 1SH  
01823 336479  
www.reed-holland.co.uk

**Reed  
Holland**  
Architects & Designers

Project  
Residential Development, Creech St Michael

Client  
West of England Developments Ltd

Drawing title  
Block Plan

Scale 1:250 @A1 Date Oct-22

Drg. no 22.45.101

© This drawing is copyright of Reed Holland Associates Ltd. and must not be copied or reproduced in any form without permission