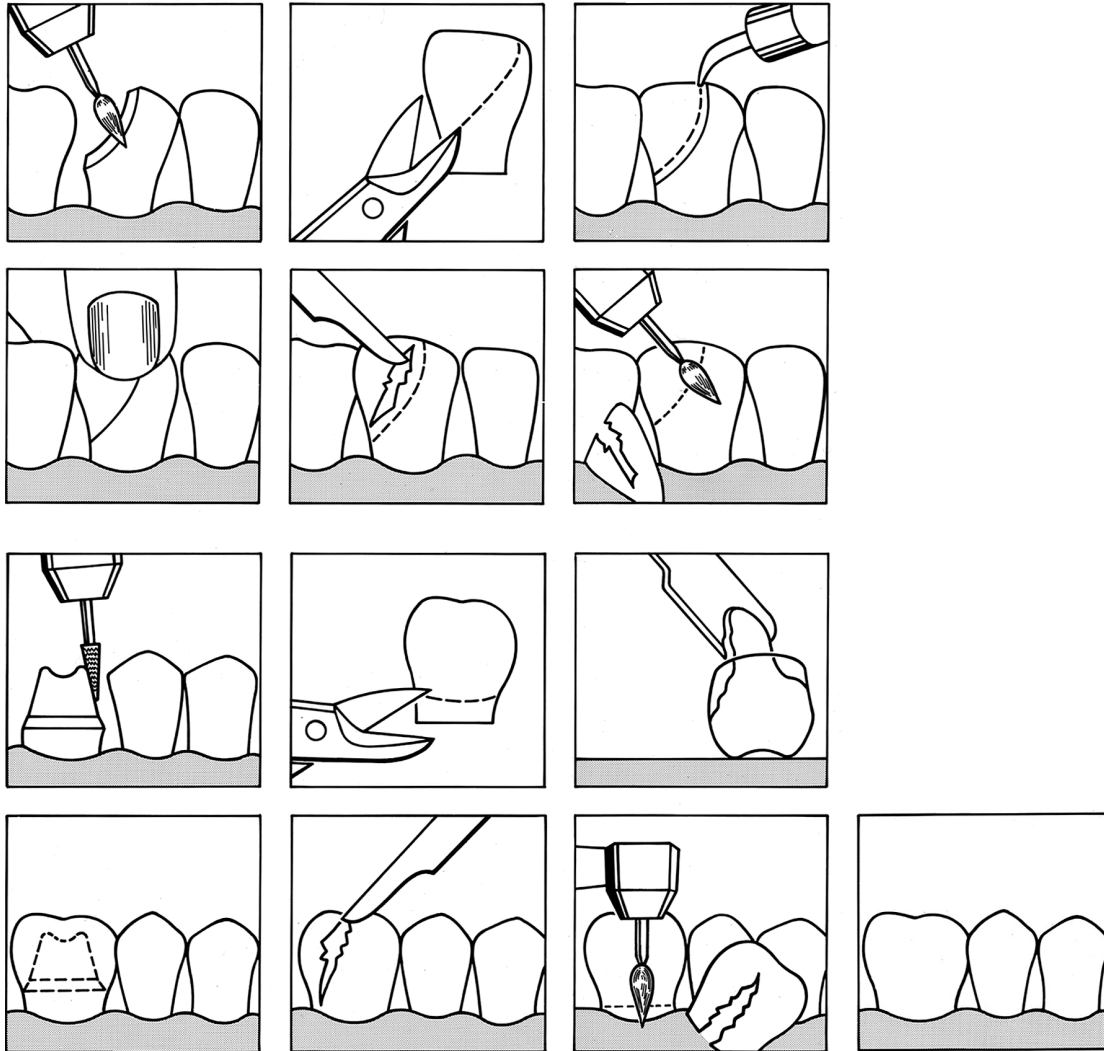


strip crowns

Save time and money with frasco strip crowns, achieving optimum efficiency in no time. Even for multiple layer technique, strip crowns can be used as matrix to shape the final layer.




frasco strip crowns are elastic, thin and easy to cut celluloid crowns. In the transparent execution they are light-transmissive for polymerization light. They are used as moulds for creating temporary restorations on preparations and as matrices for restoration of corners and edges. They are placed without problem using any conventional material for temporary restorations. A strip crown in the required size and shape is adjusted to the cervical area and the gingival margin with a crown scissors. Prior to placement, ensure that strip crown and preparation are clean and dry. Fill the strip crown with temporary filling material and place it. Strip crowns can be used as matrices when restoring corners and edges – also when using composites. When doing so, cut out that section of the strip crown corresponding to the part of the tooth being restored, allowing for the strip crown to overlap the margins of the cavity. Fill the matrix with the definite filling material and press it into place. Remove the matrix after the filling material has set. Should strip crowns remain on a tooth for a few days, please make sure that their gingival edge is no deeper than 1 mm inside the sulcus to avoid possible traumatisation of the marginal periodontium. Under no circumstances should strip crowns remain in the mouth for longer than 30 days.

strip crowns – forms and sizes

**central incisor
– upper right**



**lateral incisor
– upper right**



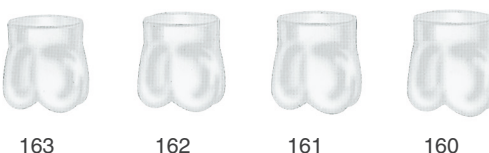
**canine
– upper right**



**first premolar
– upper right**




**first molar
– upper right**



Explanation of the description of frasaco strip crowns:

1st digit = quadrant | 2nd digit = position of the tooth | 3rd digit = size backward-sorted

**first molar
– lower right**



**first premolar
– lower right**



**canine
– lower right**



**lateral incisor
– lower right**



**central incisor
– lower right**





210 211 212 213 214 215 216

**central incisor
upper left –**



220 221 222 223 224 225

**lateral incisor
upper left –**



230 231 232 233 234 235 236

**canine
upper left –**



240 241 242 243 244

**first premolar
upper left –**



260 261 262 263

**first molar
upper left –**



360 361 362 363

**first molar
lower left –**



340 341 342 343 344

**first premolar
lower left –**



330 331 332 333 334

**canine
lower left –**



320 321 322

**lateral incisor
lower left –**



311 312 313


**central incisor
lower left –**

transparent strip crowns



ST-5K

5 transparent strip crowns of the same size
refill package



ST-FK174

anterior assortment with
174 transparent strip crowns
plastic box with transparent cover
3 strip crowns of the same size in 58 compartments


upper jaw	110 – 115, 120 – 125, 130 – 135
upper jaw	210 – 215, 220 – 225, 230 – 235
lower jaw	411 – 413, 420 – 422, 430 – 434
lower jaw	311 – 313, 320 – 322, 330 – 334



ST-BK108

posterior assortment with
108 transparent strip crowns
plastic box with transparent cover
3 strip crowns of the same size in 36 compartments

upper jaw	140 – 144, 160 – 163
upper jaw	240 – 244, 260 – 263
lower jaw	440 – 444, 460 – 463
lower jaw	340 – 344, 360 – 363



ST-FBK 58

compact assortment (current anteriors and posteriors) with
58 transparent strip crowns
plastic box with transparent cover
1 strip crown of one size in 58 compartments

upper jaw	111 – 116, 120 – 124, 131, 133, 141 – 143, 161, 162
upper jaw	211 – 216, 221 – 225, 231, 233, 241 – 243, 261, 262
lower jaw	311, 312, 321, 322, 330, 331, 341, 342, 360 – 362
lower jaw	411, 412, 421, 422, 430, 431, 441, 442, 460 – 462



SL-2

arrangement system with 8 drawers for neat storage of Frasco
strip crowns in refill packages of 5 each, flexibly adaptable to specific
requirements

Note: no strip crowns included


coloured strip crowns

ST-5E 5 coloured strip crowns of the same size
refill package



ST-FE174 anterior assortment with
174 coloured strip crowns
plastic box with transparent cover
3 strip crowns of the same size in 58 compartments

upper jaw	110 – 115, 120 – 125, 130 – 135
upper jaw	210 – 215, 220 – 225, 230 – 235
lower jaw	411 – 413, 420 – 422, 430 – 434
lower jaw	311 – 313, 320 – 322, 330 – 334



ST-BE108 posterior assortment with
108 coloured strip crowns
plastic box with transparent cover
3 strip crowns of the same size in 36 compartments

upper jaw	140 – 144, 160 – 163
upper jaw	240 – 244, 260 – 263
lower jaw	440 – 444, 460 – 463
lower jaw	340 – 344, 360 – 363



ST-FBE 58 compact assortment (current anteriors and posteriors) with
58 coloured strip crowns
plastic box with transparent cover
1 strip crown of one size in 58 compartments

upper jaw	111 – 116, 120 – 124, 131, 133, 141 – 143, 161, 162
upper jaw	211 – 216, 221 – 225, 231, 233, 241 – 243, 261, 262
lower jaw	311, 312, 321, 322, 330, 331, 341, 342, 360 – 362
lower jaw	411, 412, 421, 422, 430, 431, 441, 442, 460 – 462



SL-2 arrangement system with 8 drawers for neat storage of frasco
strip crowns in refill packages of 5 each, flexibly adaptable to specific
requirements

Note: no strip crowns included

