

Rebilda® DC Rebilda® Post System

SYSTEMATIC CORONAL BUILD-UP RECONSTRUCTION

Nowadays, modern composite and adhesive systems enable the reconstruction of severely damaged teeth, even if the clinical crown has been lost completely. The demands on the materials used are very high as they must dependably bond to the dental hard tissue and, if used, to a root post. Moreover, the build-up material should have a similar hardness to dentine, in order to simplify the later preparation and in order for the build-up to behave like a natural tooth when under stress.

Fast light polymerisation or long working times in chemical curing

Dual-curing materials have been proven effective for this task as these cure reliably and with a high final strength, even in conditions unfavourable for light polymerisation. A further advantage of dual-curing materials is the possibility of using them in the root canal, where light polymerisation is not effective. Should you wish to insert a root post for the build-up of a severely damaged tooth, the use of a single material for both the core build-up and bonding of the root post is beneficial for your workflow. Boundary surfaces between different materials, which could reduce the stability of the build-up, are thus avoided. An ideal core build-up forms a so-called monoblock of the components used. This monoblock is equivalent in its physical properties to dental hard tissue and responds to stress in the same way.

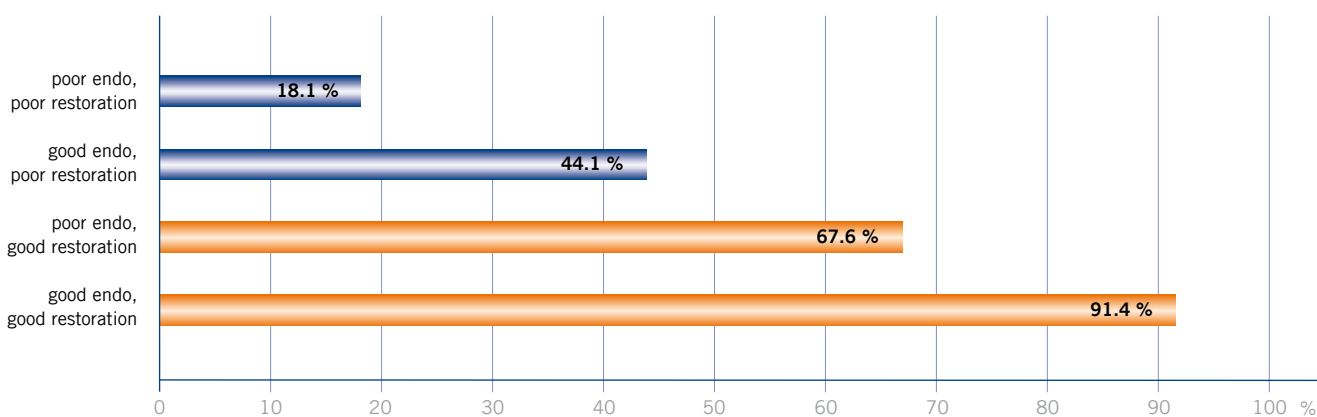
Flowable or packable?

The consistency of Rebilda DC was adjusted, in cooperation with dentists, to ensure reliable wetting, for example, in narrow cavities or the root canal. At the same time, the material is stable enough that it can be applied in individual layers, even without a matrix. Rebilda DC's dual-curing enables fast (< 5 seconds) polymerisation of every layer. The next layer can then be applied immediately. Even reconstructions with a large area and volume can thereby be realised in a short time, also without using a matrix.

Colour – for perfect contrast

There are clinical situations in which a material of a contrasting colour is more suitable for build-up reconstruction than a dentine-coloured material. The contrasting colour makes excess material easier to identify, especially in areas that are poorly visible, making the build-up easier. The dentine colour is primarily beneficial in planned, highly aesthetic restorations without metal frames.

Success rate after postendodontic treatment



Source: Ray H.A. & Trope M., International Endodontic Journal (1995) 28, 12-18

Rebilda® DC · Futurabond® DC · Futurabond® U

DUAL CURING – SAFE AND SECURE, EVEN IN THE ROOT CANAL

Long-term endodontic success

An investigation by Ray & Trope, which was published in the International Endodontic Journal, confirms the importance of a good restoration, especially on teeth that have been endodontically treated: Even in teeth where the endodontic treatment could have been improved, a good restoration “saved” the tooth in 67 % of the cases studied (n= 1,010). Teeth with extensive dental caries often demonstrate a high loss of substance, these teeth are often treated endodontically. In such cases, root posts stabilise large-volume build-ups and anchor them into the root canal. A prerequisite for the required hold is a dependable adhesive fixation in the root canal, which takes into account the particular conditions in this area. High material costs and time expenditure would be counterproductive for your work. Rebilda DC makes the adhesive fixation of the glass fibre-reinforced root post Rebilda Post, in combination with Futurabond DC or Futurabond U, quick and easy to carry out. The necessary build-up is constructed in the same session, without time-consuming separate bonding procedures for the root canal and the remaining dental hard tissue, or even a change of the build-up material.

Bonding in the root canal – without compromises

Rebilda DC is used in this process, both for bonding of the root post, as well as for the core build-up. This involves no compromises in regard to the secure bonding of the root post, or in regards to the final strength of the build-up! As a self-etch-bond, Futurabond DC and Futurabond U are ideally suited for these treatments: Quick application in the root canal using the special application aid Endo Tim, reliable polymerisation even without light and high adhesion values, both on dentine and in the root canal, make these modern adhesives an ideal component of the Rebilda Post system sets. Naturally, Futurabond DC and Futurabond U need no separate activator to cure reliably in the root canal, even without light polymerisation! This makes them superior to any total-etch-bond, and significantly less sensitive in use than adhesives which need to be laboriously activated by mixing with an activator before application into the root canal.

The post for the root

Rebilda Post is a glass fibre-reinforced composite root post with a radiopacity of 350 % aluminium equivalent value. The embedding of glass fibres in the composite matrix leads to high fracture resistance and flexural strength with elasticity

similar to dentine. This causes forces to be distributed on the surrounding dental hard tissue, without leading to selective peaks of force in the root of the tooth. Root posts made of metal, zirconium or carbon have a far higher elasticity module than the dental hard tissue, which leads to significantly more root fractures in root posts made from these materials.

Systematic build-up reconstruction

All components needed for a stress-free coronal build-up in a maximum of five steps, with or without root post, are contained in the Rebilda Post system set and Rebilda Post system set II: Rebilda DC as a fixation and build-up composite; Futurabond DC, or, respectively, Futurabond U, the dual-curing self-etch bonds; Rebilda Post, the glass fibre-reinforced composite root post with exactly adjusted root canal burs; and Ceramic Bond, a high-strength coupling silane, which further increases the bond between Rebilda DC to Rebilda Post.



Extremely fine attachments for the Rebilda DC mixing tips enable the application of Rebilda DC directly from the ergonomic QuickMix syringe into the root canal, or the easy application in small cavities or when using a small matrix.



Endo Tim for application in the root canal

Futurabond DC and Futurabond U – quick application and reliable hold

Rebilda® DC · Rebilda® Post

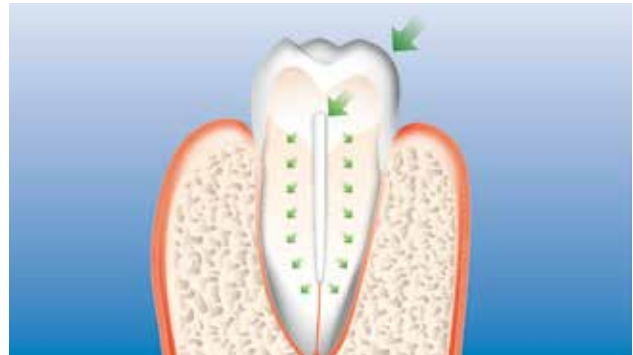
SYNERGY IN CORE BUILD-UP RESTORATIONS

All product components are available separately; you can choose from the colours Dentine, White and Blue. Rebilda DC is available in the handy 10 g QuickMix syringe or in the 50 g cartridge. The advantage of the QuickMix syringe is in the application itself, even in difficult to reach areas of the oral cavity: Any tooth which you were able drill out can easily be reached and filled

with the QuickMix syringe! Further components, such as a mixing tip with bendable metal tip for Rebilda DC in the cartridge (also for use in the root canal) supplement the tried and tested accessories of the Rebilda product group.



Metal post – danger of root fracture



Rebilda Post – physiological distribution of force




Endotip – direct application in the root canal




High radiopacity of Rebilda Post*

Priv. Doz. Dr. A. Braun, University of Bonn



Rebilda Post – four sizes with coordinated burs



Dense distribution of glass fibres in the resin matrix in Rebilda Post (CLSM imaging)

Prof. Dr. D. Behrend, University of Rostock

* DT White Post is not trademark of VOCO GmbH.

Rebilda® Post

CLINICAL APPLICATION



Tooth 11 requiring therapy



Insufficient build-up with composite



Canal opening with root-canal filling



Root-canal filling with marginal integrity, up to the apex



Space for the post, here ϕ 1.5 mm



Fitting the post



Inserting Futurabond DC into the root canal



Applying Futurabond DC to the residual tooth substance



Inserting Rebilda DC into the root canal



Rebilda Post inserted into the root canal



Polymerisation



Continuing the build-up with Rebilda DC



Rebilda DC – build-up before preparation



Inspection of the built-up tooth 11



Prepared build-up – ready for impression

Rebilda®

PRODUCT INFORMATION



Presentation of Rebilda® DC

- REF 1395 Set cartridge 50 g dentine, Futurabond DC bottle 4 ml each liquid 1 and 2, mixing tips type 12, dispenser type 3, intraoral tips type 3, accessories
- REF 1396 Cartridge 50 g dentine, mixing tips type 12, intraoral tips type 3
- REF 1397 Cartridge 50 g blue, mixing tips type 12, intraoral tips type 3
- REF 1398 Cartridge 50 g white, mixing tips type 12, intraoral tips type 3
- REF 1402 Set QuickMix syringe 10 g dentine, Futurabond DC bottle 4 ml each liquid 1 and 2, mixing tips type 11, intraoral tips type 4, accessories
- REF 1403 QuickMix syringe 10 g dentine, mixing tips type 11, intraoral tips type 4
- REF 1404 QuickMix syringe 10 g blue, mixing tips type 11, intraoral tips type 4
- REF 1405 QuickMix syringe 10 g white, mixing tips type 11, intraoral tips type 4

Presentation of Rebilda® Post

- REF 1770 Set 5 posts each of (ø 1.2 mm, ø 1.5 mm, ø 2.0 mm), 1 drill each of (ø 1.2 mm, ø 1.5 mm, ø 2.0 mm)
- REF 1775 Post 10 (ø 1.0 mm), 5 pcs.
- REF 1772 Post 12 (ø 1.2 mm), 5 pcs.
- REF 1773 Post 15 (ø 1.5 mm), 5 pcs.
- REF 1774 Post 20 (ø 2.0 mm), 5 pcs.
- REF 1780 Drill 10 (ø 1.0 mm), 1 pcs.
- REF 1777 Drill 12 (ø 1.2 mm), 1 pcs.
- REF 1778 Drill 15 (ø 1.5 mm), 1 pcs.
- REF 1779 Drill 20 (ø 2.0 mm), 1 pcs.

Presentation of Rebilda® Post System

- REF 1782 Set II 5 posts each of (ø 1.0 mm, ø 1.2 mm, ø 1.5 mm, ø 2.0 mm), 1 drill each of (ø 1.0 mm, ø 1.2 mm, ø 1.5 mm, ø 2.0 mm), Ceramic Bond bottle 5 ml, Futurabond U *SingleDose* 20 pcs., Rebilda DC dentine QuickMix syringe 10 g, accessories

VOCO GmbH
Anton-Flettner-Straße 1-3
27472 Cuxhaven
Germany

Freecall: 00 800 44 444 555
Fax: +49 (0) 4721-719-140

info@voco.com
www.voco.dental

Available from: