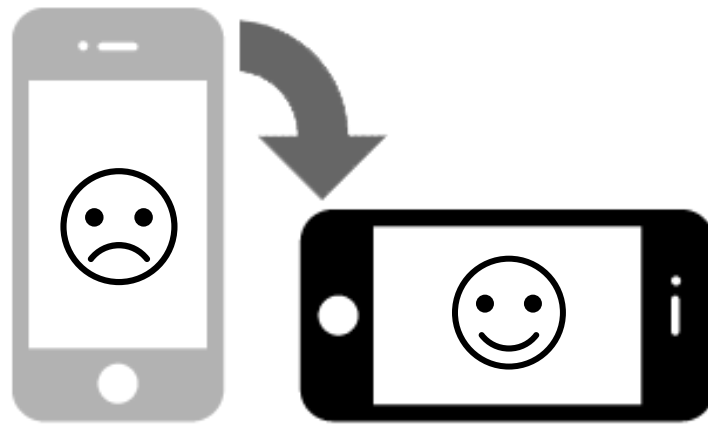


**HELPFUL TIPS WHEN  
RECORDING VIDEO ON A  
MOBILE DEVICE**

## TIP #1

**HOLD YOUR DEVICE HORIZONTALLY  
NOT VERTICALLY**




## TIP #2

PROP YOUR DEVICE ON A STURDY  
OBJECT TO AVOID UNSTABLE SHOTS






## TIP #3

### ESTABLISH PROPER FRAMING





- CENTER YOURSELF
- EQUAL SPACING ON EACH SIDE
- FIND A NICE BACKGROUND





## TIP #4

**LIGHT THE SUBJECT MATTER.  
IF OUTSIDE PLACE THE SUN BEHIND THE  
CAMERA RATHER THEN THE TALENT**



**CORRECT**



**INCORRECT**

## TIP #5

**FIND A QUIET SPACE & TURN OFF  
ALL BACKGROUND NOISE**

**ENUNCIATE AND PROJECT YOUR  
VOICE & SPEAK TO YOUR AUDIENCE**



**AFTER PUSHING RECORD COUNT TO  
3 BEFORE YOU START TO SPEAK**