

# DRIVE YOUR DREAM

THE NEW C390V





SEALINE C390v

enjoy the  
LIGHT

feel the  
SPACE

combine functionality with  
DESIGN

All Sealine yachts are born of the same values: They feature wide interior spaces, an amazing quantity of natural light and combine outstanding design with German engineering. As for these trademarks, the C390v displays the true spirit of Sealine.







SEALINE C390v

VERVE, VOLUME,  
VERSATILITY:  
THE V-SERIES

### TEAK PLATFORM ON EACH SIDE

Two swimming platforms have been placed around the outboards to ensure everyone goes in and out the water easily.

### FUN-TO-DRIVE OUTBOARDS

Driving the C390v is spontaneous and entertaining. And with quieter outboards, life on board is sure to be a pleasure.

### THREE CABINS ACROSS 40FT

Three double cabins and two bathrooms offer elegant living like no other – and give each person on board their own favourite spot.

### SUPERB SEATING ARRANGEMENTS

The highly versatile saloon furniture includes an L-shaped sofa with chaise longue function, a twin pilot seat and a co-pilot bench.

### LOTS OF AIR AND SUNLIGHT

Saloon and cockpit blend into to a charming open space. The electric sunroof and the sliding door at the helm intensify the open feeling.

### ENJOY ENDLESS PANORAMIC VIEWS

The matchless glass design creates mesmerising moments. Only Sealine delivers such a grand, spacious view in all directions.





## DEDICATED TO THE SUN. JUST LIKE YOU.

The sun above. The sea below. And in between, there's just you and your Sealine C390v. Designed with stunning panoramic views, charming areas for relaxing and everything you need for bathing pleasures. What more could you wish for?

EXTERIOR DESIGN







## PEACEFUL OR POWERFUL – JUST MAKE YOUR CHOICE

At one moment, you soak up the hot daylight while napping on luxurious sunpads. The next, you have fun with all the water sports gear you keep available in the huge stowage beneath the cockpit table. And finally, there comes the time when you churn up the water with your powerful outboard engines. 700 hp produce a contagious exhilaration of speed that never fails to entertain.





## ENJOY THE LEATHERS. FABRICS. WOODS. ENDORPHINS.

The saloon of the Sealine C390v exemplifies the idea of the all-weather yacht and represents a luxurious world of its own. Perfect all-round visibility comes courtesy of the one-piece windscreen. The versatile equipment list includes sophisticated extras, such as the extendable chaise longue.



INTERIOR DESIGN





## LUXURY IS NOT AN OBJECT. IT IS AN EXPERIENCE.

All-round natural light – Sealine remains true to this signature trait even below deck. The sun's rays set off the exquisite selection of materials in the master cabin. The composition of specially designed fabrics, artfully finished woods and mirrored cabinet doors creates the perfect setting for the kingsize island berth. Thanks to the cleverly integrated storage compartments, you stow any luggage in style.





The interior of the Sealine C390v caters to your desires with the finest craftsmanship. And it adapts to the number of guests. Three double cabins and two bathrooms offer space for up to six persons. Make use of the extra stowage cabin to store additional water sports equipment or use it as walk-in closet. Regardless of which variant you prefer: you will be surrounding yourself and your loved ones with an aura of luxury.





## THE MOST STYLISH WAY TO HANDLE 700 HORSES

The helm station speaks as clear a language as everything else on the Sealine C390v. The controls are not only of the highest quality, but are positioned just where you intuitively expect to find them. It's the quickest way to give you a sense of absolute control over your yacht. So quick, in fact, that you might think you are one with the technology of your Sealine.







**BOAT MONITOR\***

- FRIDGE**  
Turn on/off remotely
- LIGHTS**  
Turn on/off
- HATCH/DOOR SENSOR**  
Monitor unauthorised access
- SHORE POWER**  
Monitor connection
- ENGINE**  
Monitor activity
- MOTION SENSOR**  
Collision and grounding detection
- FUEL TANK**  
Monitor level
- WATER TANK**  
Monitor level
- BATTERY BANK**  
Monitor level
- GPS, WIND AND SPEED DATA**
- ANCHOR WINCH**  
Monitor activity
- BOW THRUSTER**  
Monitor activity
- BILGE PUMP**  
Monitor activity

\*Control and sensors depend on the configuration of your Sealine.

# MY SEALINE SAFETY CLOUD

## YOUR ENTIRE YACHT IN YOUR HAND

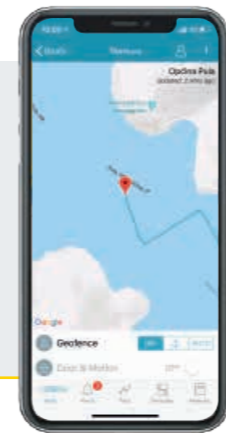
Everyone is talking about the digital future. But Sealine is implementing it – with the first cloud-based telematics system for series production motor yachts. You can access your boat's technical data and functions live via the mobile app or via the owner's area at [www.sealine.com](http://www.sealine.com)

Intelligent functions such as BoatMonitoring, eLogbook and eServicebook enable you to keep an automatic logbook, stay on top of all servicing dates and monitor your yacht seamlessly.



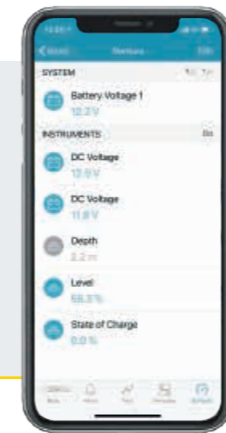
## MANUALS

All manuals and instructions within one app.



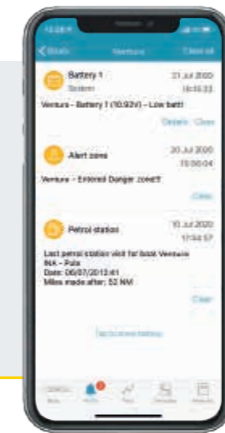
### POSITION

Track your position in real time.



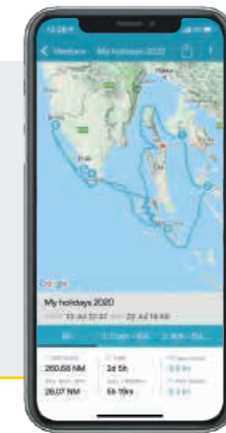
### SENSORS

Monitor your charge levels and devices.



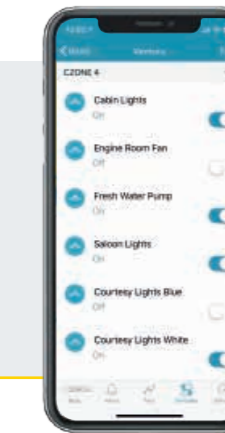
### ALARMS

Push notifications on current events.



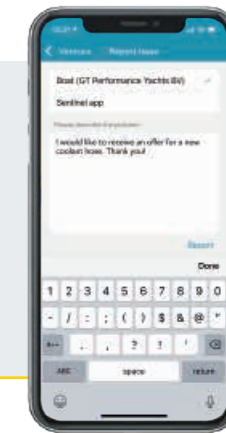
### TRIP LOG

Share your cruises and track data with friends.



### CONTROL

Operate your electronic devices by remote control.



### LIVE REPORT

Direct contact to your dealer for quick help.



## ENGINEERED FOR PURE ENJOYMENT



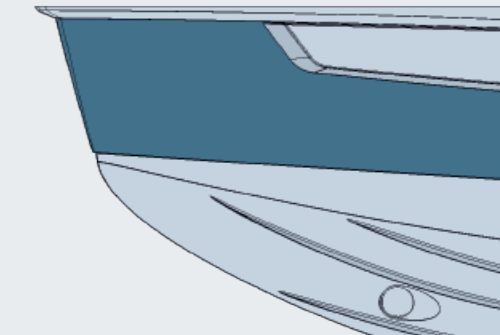
### POWERED BY 2 X 350 HP

Because outboards release all their power in the exact direction you steer, they are very agile and great fun to drive. Being able to lift the entire motor out of the water also makes maintenance very easy.



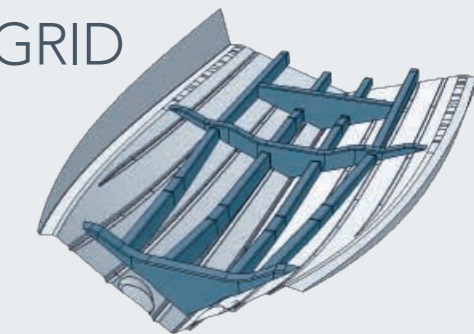
### UPRIGHT STEM

The vertical bow with its curved foot pierces the waves elegantly and efficiently. This, in turn, results in more comfort and more boating pleasure.




### LAMINATED POWER GRID

The hull reinforcements of the Sealine C390v are elaborately laminated – giving you the advantages of a high-strength yacht with a reduced weight.



### DEEP V-SHAPED KEEL

The Sealine C390v hull has a deep V-shape. This means the Sealine is exceptionally stable in the water, making for more comfortable boating.



# SEALINE C390v

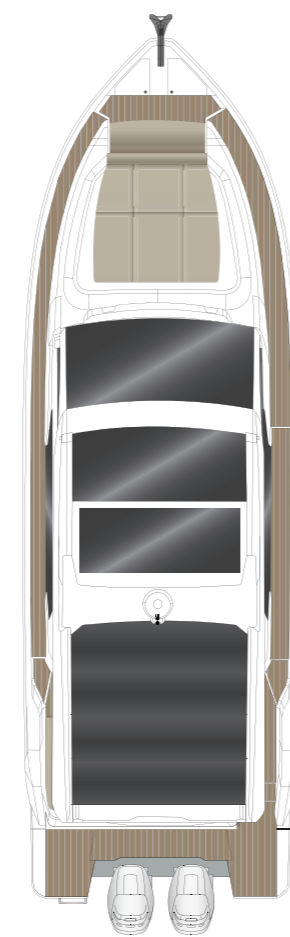


## PRINCIPAL DIMENSIONS according to ISO 8666

LOA	12.42 m	40' 9"
LH	11.96 m	39' 3"
Beam	3.85 m	12' 8"
Draught (Tmax)	0.96 m	3' 2"
Height above waterline inc. mast	3.86 m	12' 8"
Height above waterline excl. mast	3.22 m	10' 7"
Fuel capacity	2 x 570 l	2 x 125 gal
Water capacity	400 l	99 gal
Displacement approx.	10.36 t	10.20 UK t
Max. people on board	10	
CE Category	B - 10 / C - 14	

## OUTBOARD ENGINES

Max. outboard horse power allowed 2 x 350 hp



ROOF



MAIN DECK

L-shaped sofa, double helmseat, bathing platform, cockpit bench

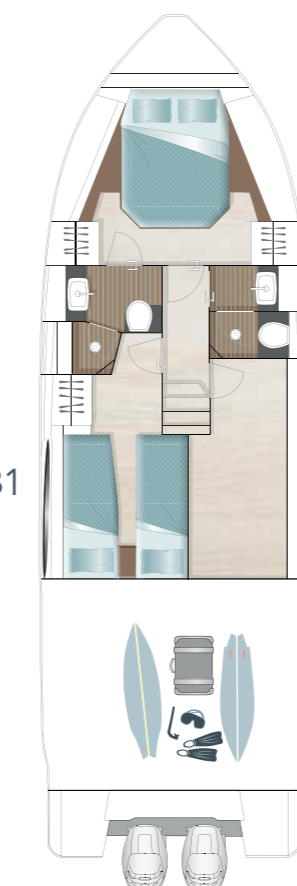
standard



MAIN DECK

Elongated sofa with pull-out chaise longue, cockpit bench with lowerable backrest

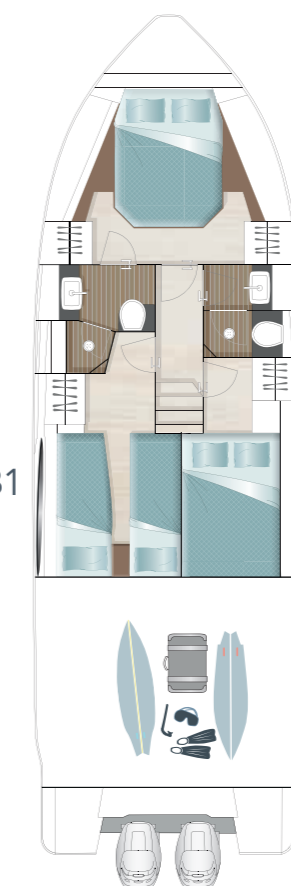
option



LOWER DECK

Portside double cabin with two single berths, starboard storage room

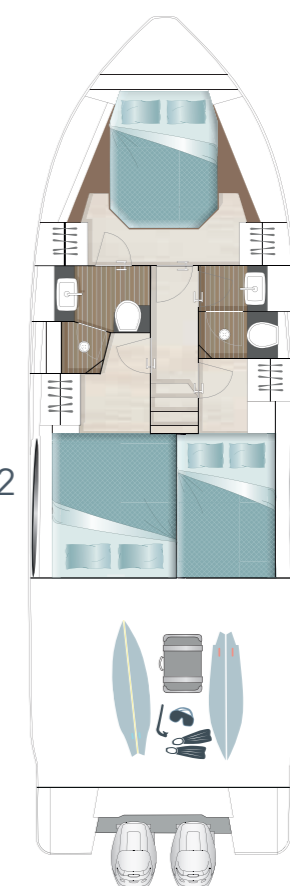
standard



LOWER DECK

Portside cabin with two single berths, starboard cabin with double bed

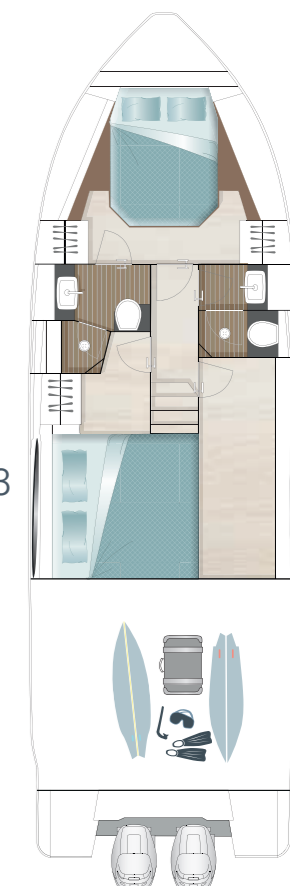
option



LOWER DECK

Portside cabin with queen-size double bed, starboard cabin with double bed

option



LOWER DECK

Portside cabin with king-size double bed, starboard storage room

option

\*All performance figures are given in good faith and are intended as an indication. These figures cannot be guaranteed, as top speed is affected in particular by the cleanliness of the hull, conditions of the propellers, weight carried and air/sea temperature. Performance is related also to the optional accessories selected. Sealine reserves the right to change specifications in line with the company policy of improvement through research and development. Errors and omissions expected. Please check with your dealer for a full list of inclusions. This brochure is not contractual. The yachts depicted partly comprise special equipment not included in the standard scope of supply. Illustrations may not correspond with current versions. Subject to alterations in design and equipment without notice and errors excepted. Photos: Nico Krauss, Renderings: Alpha3. Artwork: smz GmbH






# LIMITLESS VARIETY

---

# MATCHLESS QUALITY

The manufacturing quality of the Sealine C390v is a multi-sensory experience. Exquisite materials spoil the eye with every glance. A subtle scent of finest leathers blends with the pleasing feel of elegant woods. Anything you see or touch was masterfully handcrafted by superb boat builders. Enjoy an exclusive atmosphere that can only be created by the perfect match of sophisticated details.



## EACH SEALINE IS ONE OF A KIND

With your personal selection of colours and textures, you transform your Sealine into a unique expression. Five teak variants are available for the deck alone. We also offer special materials for cockpit seats and sun cushions. For the interior you can choose between different furniture woods, upholstery, curtains and wood or carpet as flooring.



NOT FOR EVERYONE.  
BUT EVERYTHING FOR YOU.



SEALINE C390v



CRUISER SERIES



C330



C390



C430



C530

FLYBRIDGE SERIES



F430



F530

OUTBOARD V-SERIES



S330v



C330v



C390v

SPORT SERIES



S330



S430



[www.sealine.com](http://www.sealine.com)

Sealine Ladebower Chaussee 11 D-17493 Greifswald