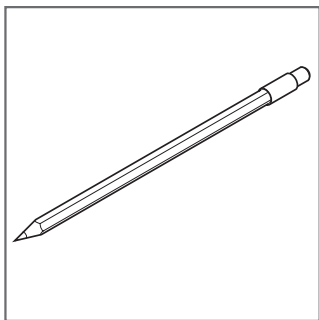


SLIM DOOR PULL

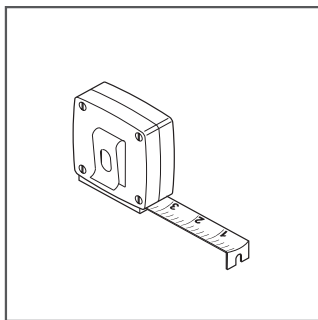
INSTALLATION INSTRUCTIONS



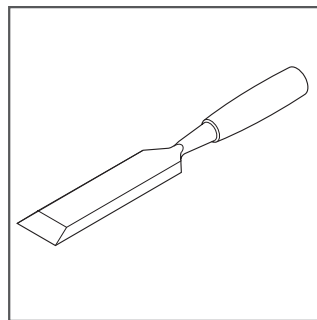
SLIM DOOR PULL Recommended Tools




Pencil



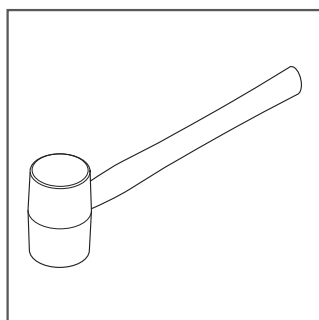
Tape Measure



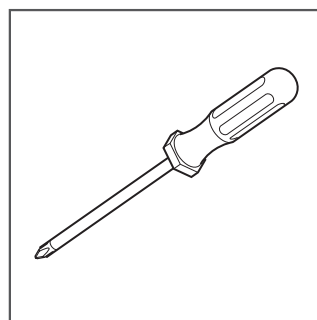
Chisel



Hammer

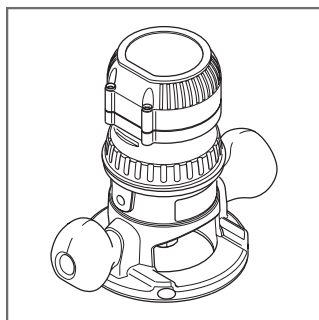


Rubber Mallet

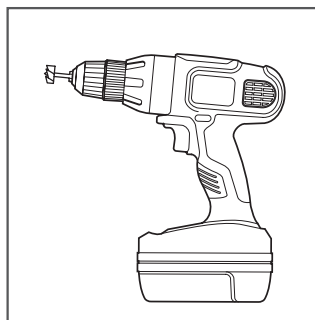


Phillips Screw Driver

SLIM DOOR PULL Optional Tools

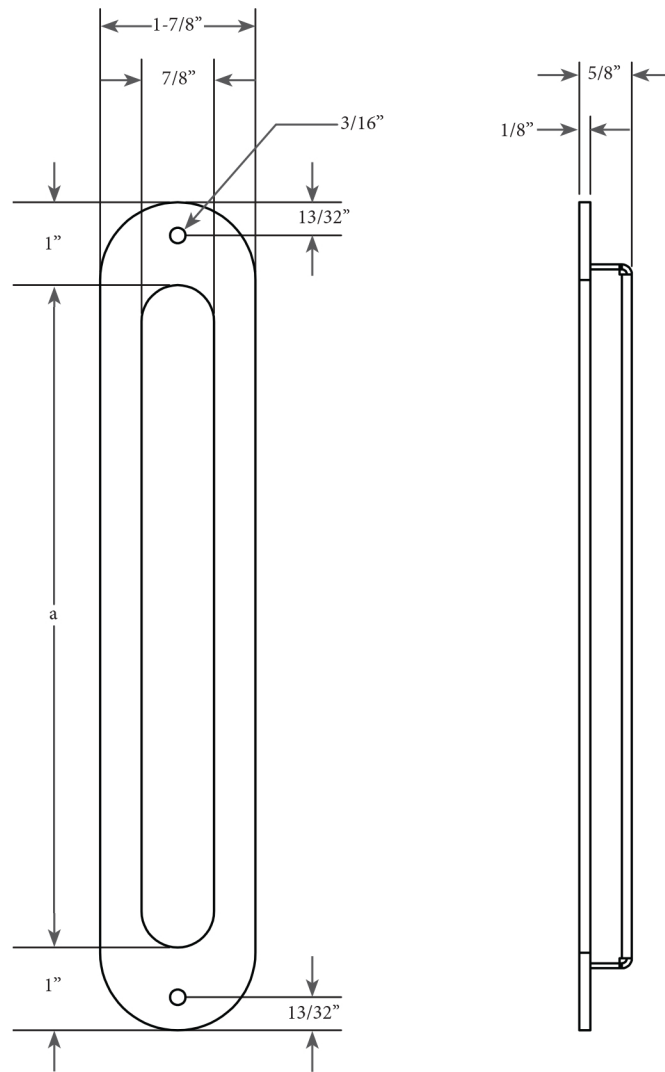


Router



Drill with Forstner Bit

SLIM DOOR PULL Specifications

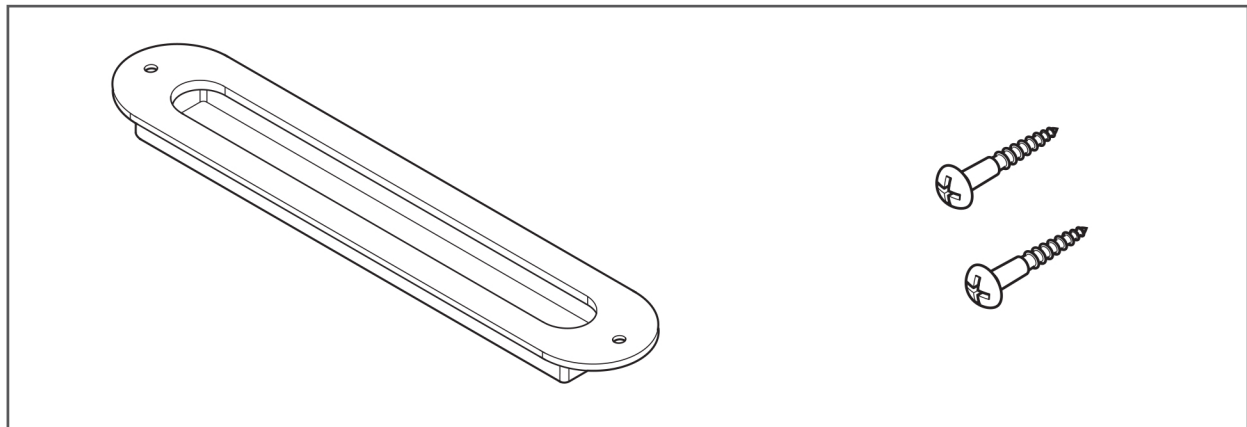


Available Lengths

a	8	10	12	14	16	18	20	22	24	26	28	30
---	---	----	----	----	----	----	----	----	----	----	----	----

All measurements are shown in inches.

SLIM DOOR PULL Parts



VERSION

3

03 — 2017

SLIM DOOR PULL Installation Instructions

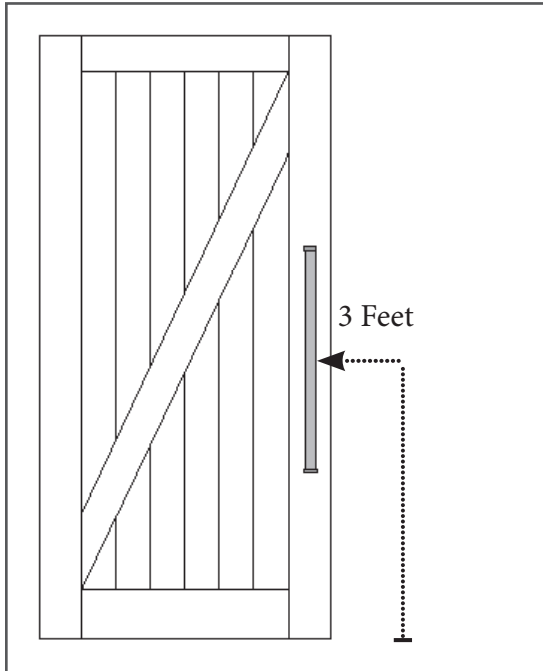


Figure 1

1. Using a measuring tape and pencil, mark the desired location for the door pull. The normal height for a pull is 36" from the bottom of the door (Figure 1).

NOTE:

The center point of the door pull should be three feet above the bottom edge of the door. Avoid placing the door pull too close to the edge of the door. Placing the pull too close to the edge can damage both door and pull.

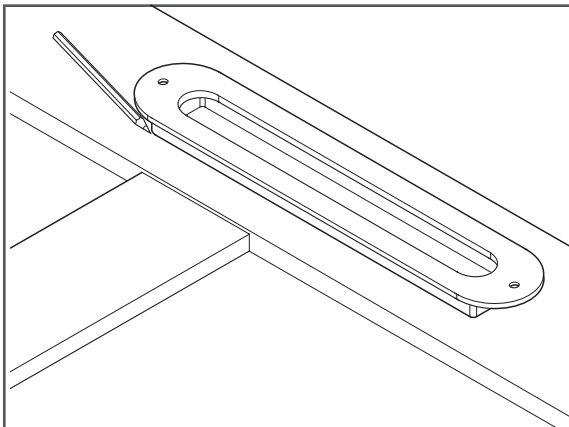


Figure 2

2. Once the pull is in the desired position, trace around the exterior inset surface with a pencil (Figure 2).

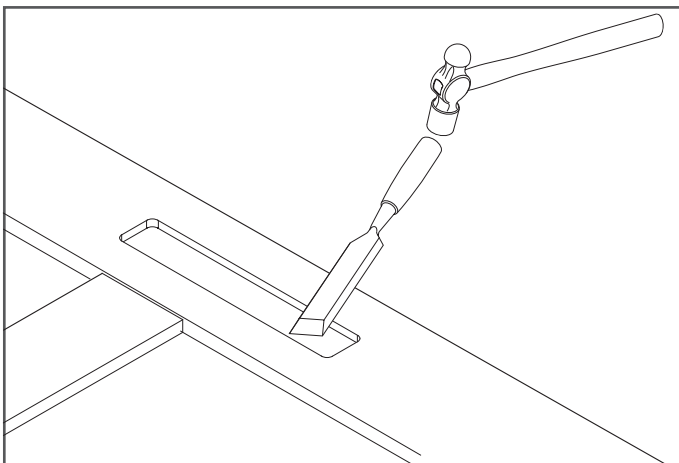


Figure 3

3. Using a hammer and chisel, forstner bit, or router, remove the wood inside the tracing on the door. Be aware of the depth as you work; the depth should be no more than 1/2" (Figure 3).

SLIM DOOR PULL Installation Instructions

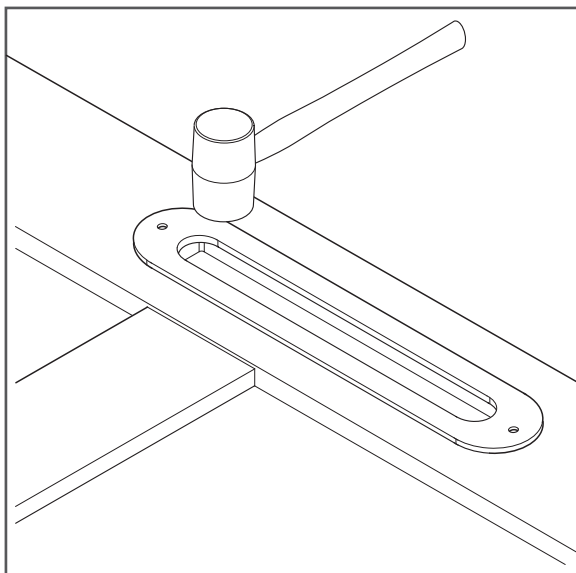


Figure 4

4. Using a rubber mallet, gently tap the door pull into the chiseled area for a test fit, correcting depth and shape as needed. The pull should fit snugly and the lip of the pull should rest evenly on the door surface (Figure 4).

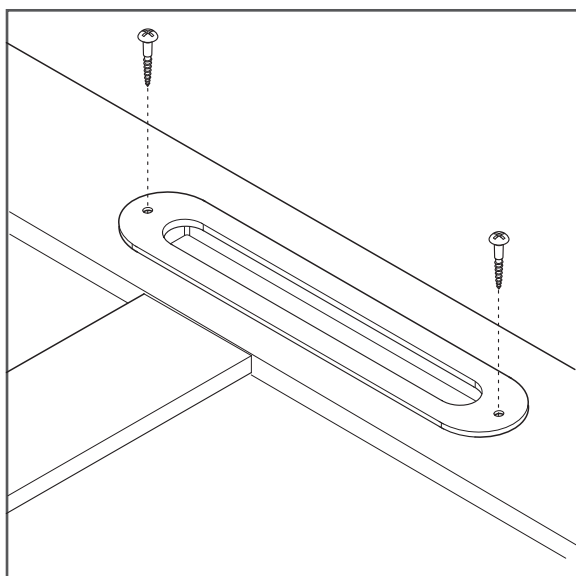


Figure 5

5. Attach the pull to the door using a phillips screw driver and the provided screws (Figure 5).

WE LOVE WHAT YOU ARE DOING WITH THE PLACE

CONGRATULATIONS ON YOUR DECISION TO BRING HOME
AN AMERICAN MADE PRODUCT OF THE HIGHEST QUALITY.
WE HOPE YOUR SLIM DOOR PULL BRINGS ART AND FUNCTION INTO
YOUR LIFE.

DESIGNED AND CRAFTED
ENTIRELY IN THE

U.S.A.



DON'T BE A STRANGER. FOLLOW US
ON SOCIAL MEDIA.



support@rusticahardware.com