


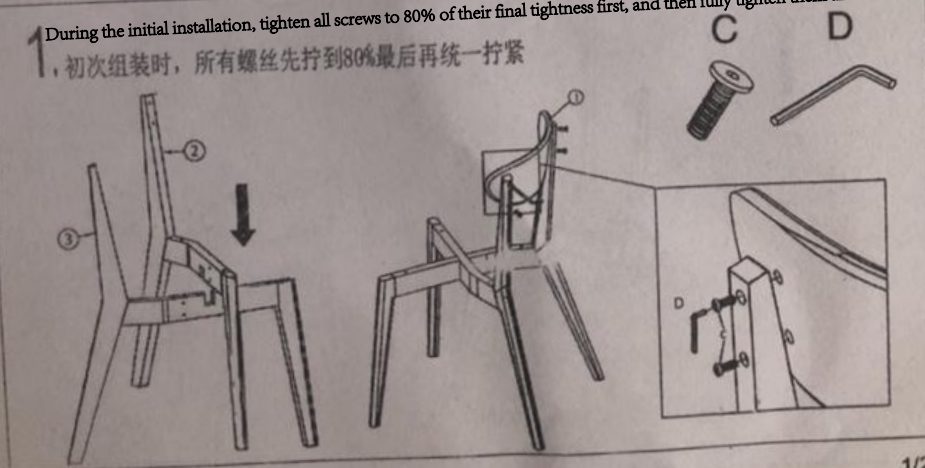
Assembly Manual

蝴蝶椅子组装说明书

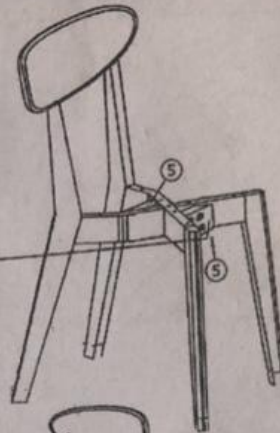
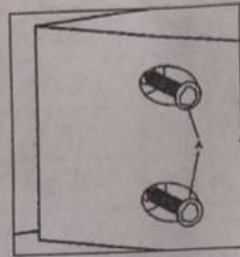
蝴蝶椅子组装说明书				No.	Specifications	QTY
				编号	规格	数量
	A	垫片 Washer	4			
	B	M6X50	4			
	C	M6X20	4			
	D	内六角 Hex Key	1			
	E	弹片 Spring Washer	4			



1 During the initial installation, tighten all screws to 80% of their final tightness first, and then fully tighten them all at the end.
1, 初次组装时, 所有螺丝先拧到80%最后再统一拧紧




2.



两腿交叉，必须在
水平面组装！

The two legs must be
assembled crosswise on
a horizontal surface.



3.

