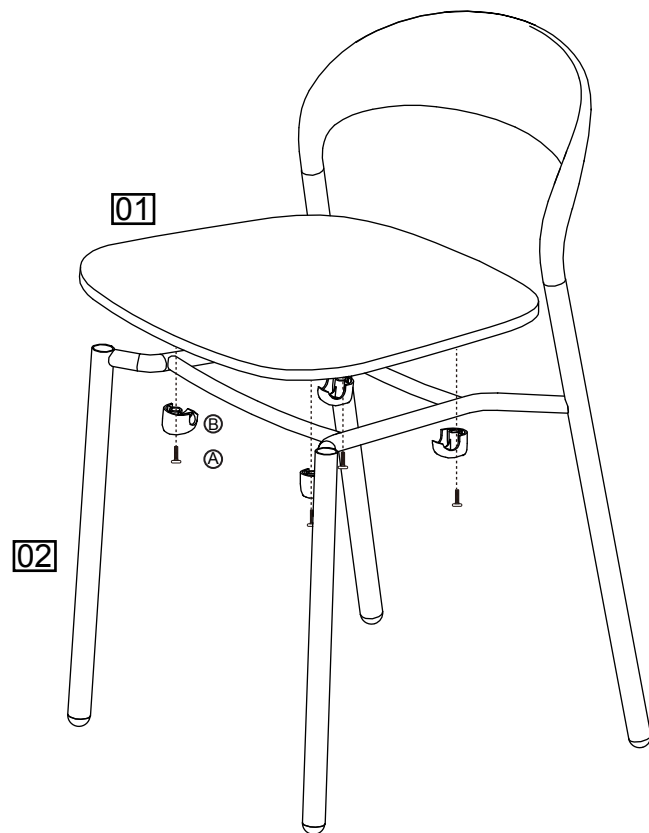



COMPONENT PARTS


FITTINGS

Step1



Step2



Ⓐ  ×4
(M6×30mm)

Ⓑ  ×4

COMPONENT CHECKLIST

PART	No.	Qty.	
Seat	01	1	<input type="checkbox"/>
Leg	02	1	<input type="checkbox"/>

TOOLS REQUIRED



Allen key (supplied)