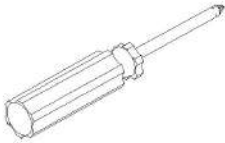
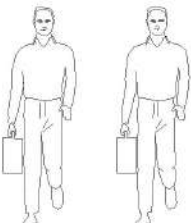


LINSY 林氏家居

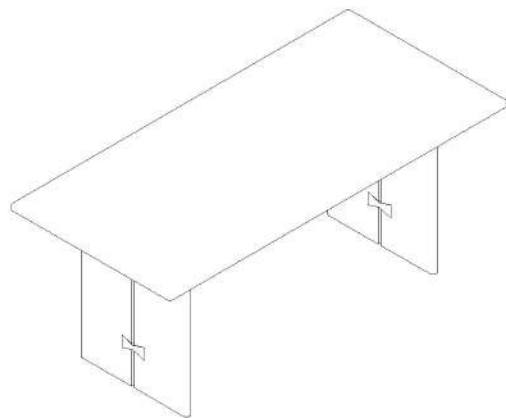
五金表/Hardware list




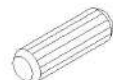






部件表/Parts List

安装示意图/Assembly Instruction

产品名称 Model NO.	YE1R-B(1.6m)
产品规格 Specification	1600*850*750 mm
安装工具 Tool	安装人数 Installer
	

注：为保证设计效果，部分尺寸为定制尺寸，不影响使用。



 (A)*8 脚垫-灰色毛毡 Foot pad	 (B)*20 斜边内六角螺杆-M8*20 Hexagon socket screw	 (C)*4 斜边内六角螺杆-M8*60 Hexagon socket screw	 (D)*6 木榫-(∅8*30mm) Wood tenon
 (E)*6 自攻螺丝M4*70 Tapping screw	 (F)*1 内六角扳手5mm Hexagon wrench	 (G)*4 锤母M8*15彩锌 Hammer nut	 (H)*4 垫片M8 shim-M8
 (I)*4 弹簧垫片M8.5 Spring shim	 (J)*2 铁片 Iron sheet		

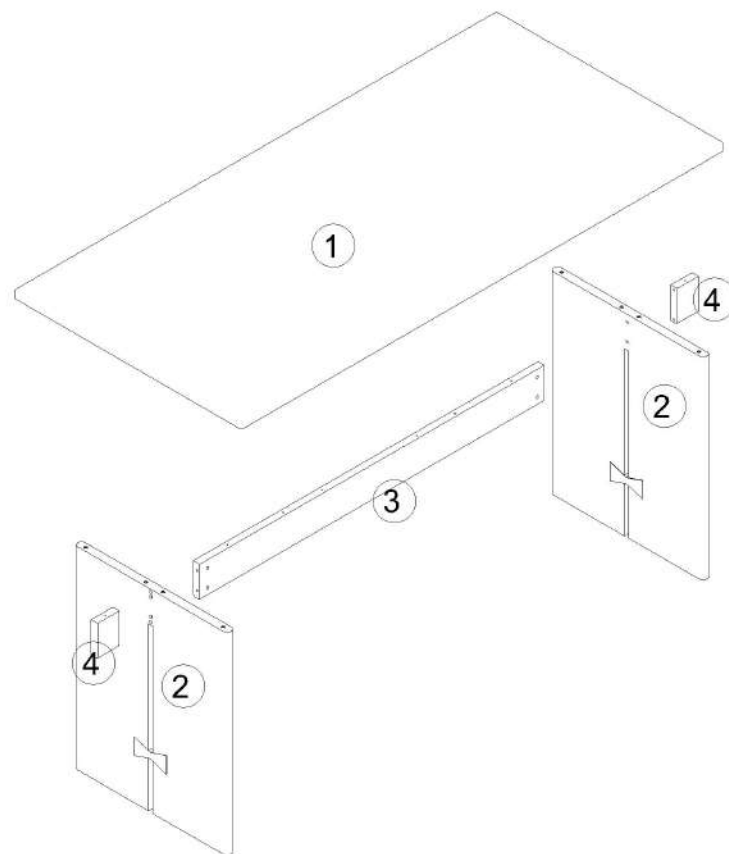
编号NO.	名称Name	规格 (mm) Specification	数量QTY	材质Material
①	面板Top board	1600*850*28	1	白蜡木 Ash
②	侧板Side board	719*570*28	2	白蜡木 Ash
③	中立水Middle apron	1124*115*20	1	白蜡木 Ash
④	边立水Side apron	80*115*20	2	白蜡木 Ash

YE1R-B(1.6m)

产品分解图/exploded drawing

部件表/Parts List

编号NO.	名称Name
①	面板Top board
②	侧板Side board
③	中立水Middle apron
④	边立水Side apron



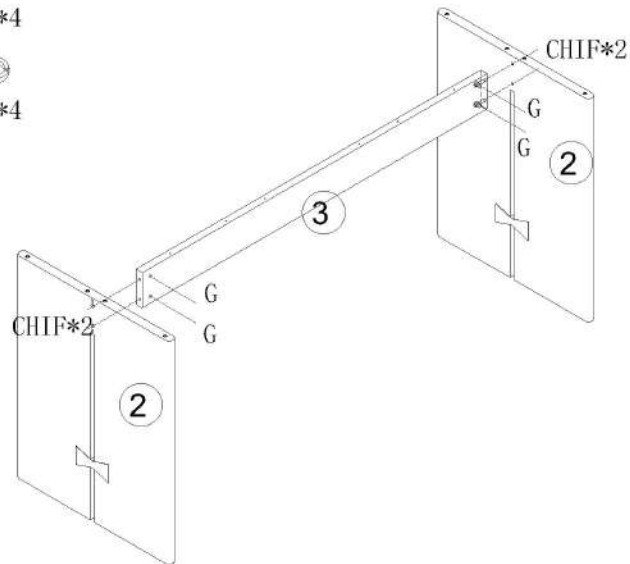
YE1R-B(1.6m)

安装方法/
Installation method



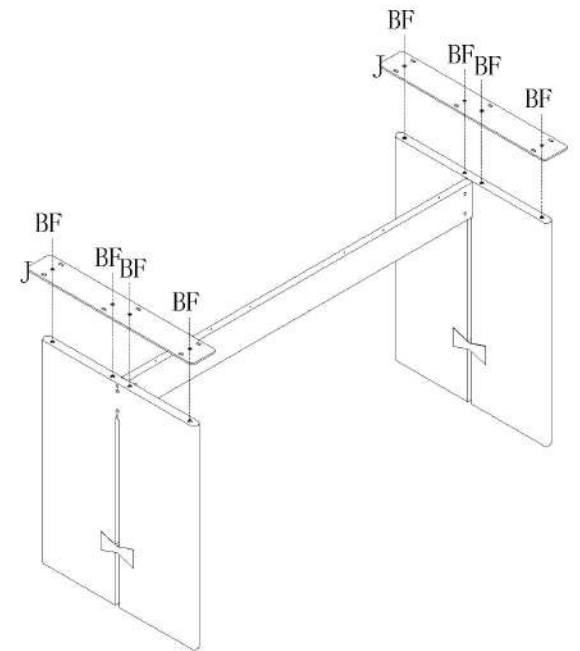
斜边内六角螺杆
Beveled hexagon socket head screw

- (C)*4 (H)*4
- (G)*4 (I)*4
- (F)*1



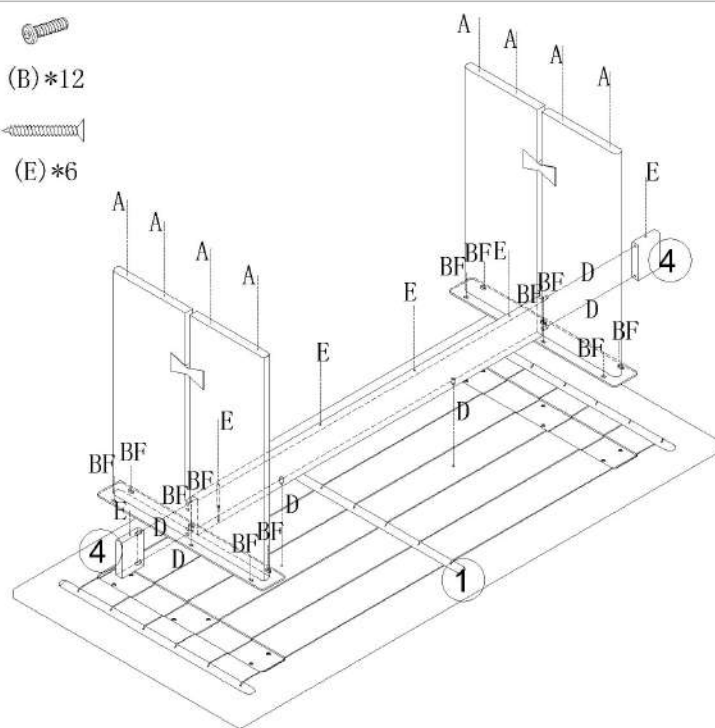
1

- (B)*8 (J)*2
- (F)*1

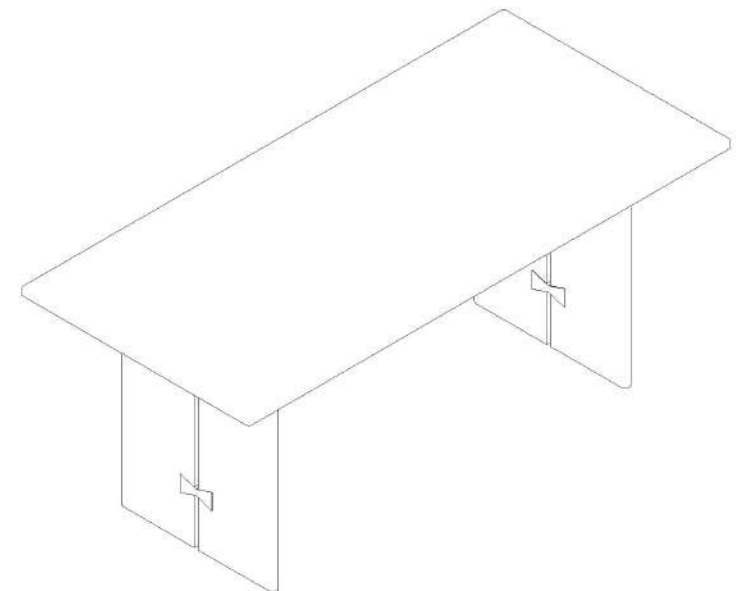


2

- (A)*8 (B)*12
- (D)*6 (E)*6
- (F)*1



3



4