

G085-B Manual Single Functional Sofa



Note: For product color, please refer to the physical product bought.

Packing list:
1 single functional sofa; 1 mobile phone stand; 1 lumbar pillow (with 1 small blanket inside)

Function list:
1. swaying back and forth; 2. rotating left and right at 360° ; 3. lumbar pillow with a small blanket inside;
4. armrest adjustable; 5. storage boxes of left and right armrests

Safety precautions:
* Don’ t put the sofa at high temperature (above 45° C) or under damp environment. Protect the sofa against rain or strong impact.
* Don’ t open or disassemble the product without permission. For maintenance or other services or if you have any questions, please dial 400-801-0404.
* Please close the sofa before leaving it. The sofa cannot be swayed under the lying state.
* Be careful when operating the pedal to open and close the sofa. Don’ t get the sofa caught by any object, or else the sofa will be damaged.

* For notes on the Bluetooth speaker, refer to the LINSY Halo10 Manual inside the box of the Bluetooth speaker for details.

Operating instructions on adjustment of the manual single functional sofa

Function for adjusting sofa posture:

When the sofa is closed, pull the sofa opening handle by the right hand. Then, the sofa pedal will be opened. When the sofa is open, you can push the backrest backward through your waist and back to adjust the backrest angle till your desired sitting, TV and lying posture. The lying posture can be also adjusted for lying and sleeping based on body weight. When you stand up, the backrest will be closed upward with the decline of pressure from your waist and back until the sofa is in the sitting posture. You can firmly press down on the pedal with your heels until you hear the “clicking” sound. Then, the pedal will be clasped to close the sofa.

Operating instructions on the mobile phone stand

Functions of the mobile phone stand:

After mounting the mobile phone stand, unzip the mobile phone holder at the end. Then, put your mobile phone inside and clasp it. You can adjust the angle of the stand as you wish according to different postures, to accommodate your needs;

Note: When your mobile phone is clamped by the holder, please don’ t sway the sofa with much force. Otherwise, your mobile phone would be hit and damaged. To electrically close the sofa under the lying and sleep state, pay attention to the distance between the mobile phone and the head, to avoid hitting. It is not recommended to daily remove the mobile phone stand, which may be rolled up when not used.

Operating instructions on the small blanket inside the lumbar pillow

Functions of the small blanket inside the lumbar pillow:

Find the zipper at the bottom of the lumbar pillow. You can take the small blanket out by unzipping the lumbar pillow and use it for covering according to your needs. At the end of use, you can fold the small blanket up, put it back inside the lumbar pillow

Operating instructions on armrest adjustment

Functions of armrest adjustment and storage:

When the armrests are put flat, they can be slightly lifted for height adjustment. Six gears are optional, and the armrest height can be adjusted to the highest gear. To put the armrests flat, you can slightly lift the armrests up under the highest gear for gear resetting. Then, you can put the armrests down and keep them flat as they have been. The armrests can be adjusted to open and close the storage bag inside, to satisfy the needs for article storage.

LINSY

PRODUCT OPERATION
MANUAL

Seller: Guangdong LINSY Home Co., LTD

Address: No. 106, Kangtai South Road, Shatou, Jiujiang
Town, Nanhai District, Foshan City, Guangdong Province,
China

Tel: 400-801-0404

Overview

G085-A Single-motor Electric Single Functional Sofa



Note: For product color, please refer to the physical product bought.

Packing list:
1 single functional sofa; 1 mobile phone stand; 1 set of adapter and plug; 1 lumbar pillow (with 1 small blanket inside)

Function list:
1. Manual/voice, electric adjustment, angle/volume/mode; 2. USB charging; 3. Bluetooth playing function; 4. breathing ambient light; 5. swaying back and forth; 6. rotating left and right at 240° ; 7. lumbar pillow with a small blanket inside; 8. armrest adjustable;

Safety precautions:
* Don’ t put the sofa at high temperature (above 45° C) or under damp environment. Protect the sofa against rain or strong impact.
* Don’ t open or disassemble the product without permission. For maintenance or other services or if you have any questions, please dial 400-801-0404.
* When this product is unused for a long period of time, unplug its power plug out of the power socket.
* There are electronic components inside the microphone hole. Please don’ t poke hard objects into the hole. Otherwise, the function of voice control will be lost.
* Don’ t poke hard objects into the honeycomb holes of the sound speaker. Otherwise, the audio source will be damaged.
* Be careful when operating the pedal to open and close the sofa. Don’ t get the sofa caught by any object, or else the sofa will be damaged.

Operating instructions on the hand controller

Functional description of the hand controller:
Opening button: By keeping pressing this button, the sofa will be opened. The sofa opening will stop once you release the button.

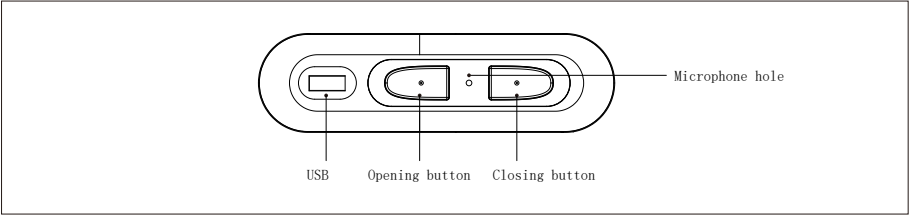
USB charging:
This port uses APPLE 2.1A protocol and outputs 5V for charging.

Audio control motor:
Read the wake-up words “hi sofa” out aloud. After receiving the command and reply, the motor can be controlled. For words of control commands, refer to the “voice words”. The default volume is 50%. The system will exit 30s later in case of no command and remind that it has entered the sleep mode.

Bluetooth playing function:
Enable the Bluetooth of your mobile phone. After search, connect the Bluetooth to EC685 equipment and enter 8888 as password. After successful connection, the sound speaker will play the audio source from your mobile phone.

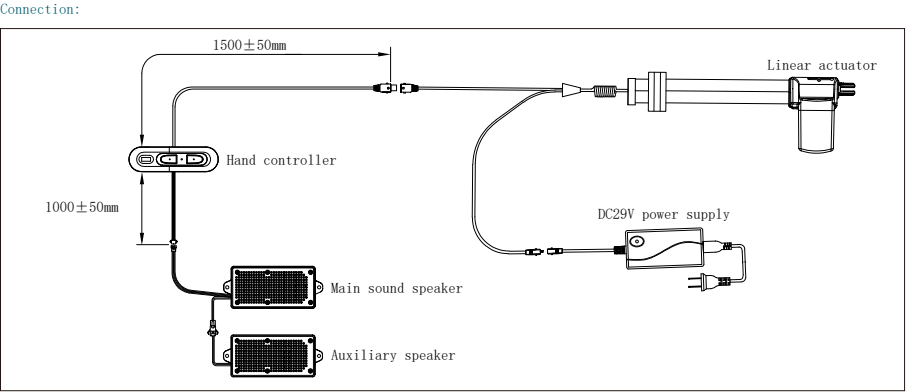
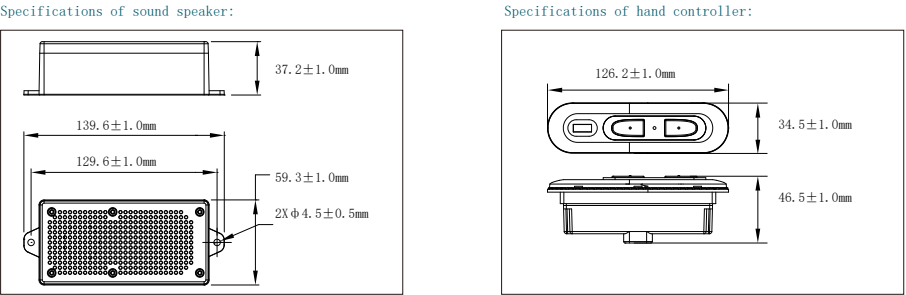
Resetting Bluetooth connection:
Wake up “Bluetooth resetting” by voice. After receiving a command as reply, enable the Bluetooth of your mobile phone. After search, connect the Bluetooth to EC685 equipment and enter 8888 as password. After successful connection, the sound speaker will play the audio source from your mobile phone.

Playing under voice control
Read the wake-up words “hi sofa” out aloud. For words of control commands, refer to the “voice words”. The default volume is 50%. The system will exit 30s later in case of no command and remind that it has entered the sleep mode.



Voice words:			
SN	Command	Feedback	Action
1	Open sofa	opening	Open all motors
2	Close sofa	sofa closing	Close all motors
3	Stop opening	stopped	All motors stop
4	All Stop	OK, all stopped	All motors stop
5	Working mode	working mode opened	All motors are adjusted to the preset position 1 (original state)
6	Game mode	game mode opened	All motors are adjusted to the preset position 2 (a lower angle of the pedal)
7	Video mode	video mode opened	All motors are adjusted to the preset position 3 (the backrest inclines backward and the pedal stretches upright)
8	Sleep mode	sleep mode opened	All motors are adjusted to the preset position 4 (fully opened)
9	Turn up volume	turning up	Turn up volume by 1 gear
10	Turn down volume	turning down	Turn down volume by 1 gear
11	Pause playing / stop playing	playing stops	Playing stops
12	Playing / Go on playing	go on playing	Go on playing
13	Reset Bluetooth	Disconnected	Bluetooth is disconnected

Technical specifications:
Product description: single-motor USB protocol: Apple2.1A
Bluetooth voice controller USB output: 5V 2A
Rated input voltage: DC 29V Output motor voltage: DC 29V
Rated input current: 2A Output motor current: 2A
Standby current: ≤50mA
Input voltage of sound speaker: DC 29V
Power consumption of sound speaker: 24W (peak value)
Rated power of sound speaker: 2 x 5W
Distortion factor of sound speaker: ≤10%
Decibel of response to words: Decibel of voice commands is 10dB higher than that of environment



Operating instructions on breathing ambient light

Switching of ambient light:
Under the power-up state, gently touch the metal touch button with finger. Then, the breathing ambient light will be turned on. Once switched on, the ambient light will demonstrate bright and dark breathing effect. By touching the metal touch button again, the breathing ambient light will be turned off.

Operating instructions on the mobile phone stand

Functions of the mobile phone stand:
After mounting the mobile phone stand, unzip the mobile phone holder at the end. Then, put your mobile phone inside and clasp it. You can adjust the angle of the stand as you wish according to different postures, to accommodate your needs;
Note: When your mobile phone is clamped by the holder, please don’ t sway the sofa with much force. Otherwise, your mobile phone would be hit and damaged. To electrically close the sofa under the lying and sleep state, pay attention to the distance between the mobile phone and the head, to avoid hitting. It is not recommended to daily remove the mobile phone stand, which may be rolled up when not used.

Operating instructions on the small blanket inside the lumbar pillow

Functions of the small blanket inside the lumbar pillow:
Find the zipper at the bottom of the lumbar pillow. You can take the small blanket out by unzipping the lumbar pillow and use it for covering according to your needs. At the end of use, you can fold the small blanket up, put it back inside the lumbar pillow and zip the pillow.

Operating instructions on armrest adjustment

Functions of armrest adjustment and storage:
When the armrests are put flat, they can be slightly lifted for height adjustment. Six gears are optional, and the armrest height can be adjusted to the highest gear. To put the armrests flat, you can slightly lift the armrests up under the highest gear for gear resetting. Then, you can put the armrests down and keep them flat as they have been. The armrests can be adjusted to open and close the storage bag inside, to satisfy the needs for article storage.