

# Earth for All Survey 2024

**UK**

**G20+ Global Report: attitudes to political and economic transformation**

**Commissioned by Earth4All and the Global Commons Alliance**

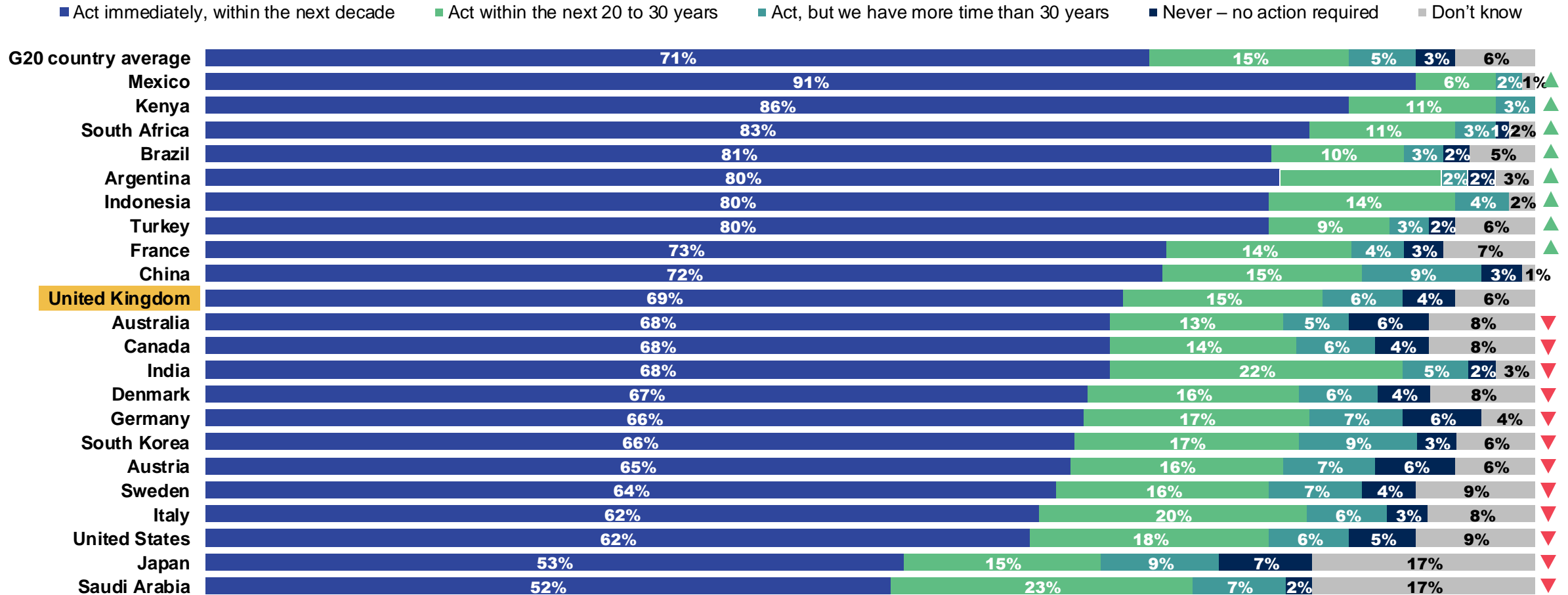
Partners: The Policy Institute Kings College, ISWE, Wellbeing Economy Alliance

# Support for proposals

# 01

# Thinking about climate change and protecting nature, how quickly do you think the world needs to take major action to reduce carbon emissions from electricity, transport, food, industry, and buildings?

Q6. Thinking about climate change and protecting nature, how quickly do you think the world needs to take major action to reduce carbon emissions from electricity, transport, food, industry, and buildings? Please select the option that best reflects your understanding and opinion of the urgency.



Base: 22,000 across 22 countries, 18 - 55-75, online interviews, 5th March – 8th April 2024. Argentina (1,000), Australia (1,000), Austria (1,000), Brazil (1,000), Canada (1,000), China (1,000), Denmark (1,000), France (1,000), Germany (1,000), India (1,000), Indonesia (1,000), Italy (1,000), Japan (1,000), Kenya (1,000), Mexico (1,000), Saudi Arabia (1,000), South Africa (1,000), South Korea (1,000), Sweden (1,000), Turkey (1,000), United Kingdom (1,000), United States (1,000). 'G20 country average' is an arithmetic average of 18 G20 countries surveyed (Argentina, Australia, Brazil, Canada, China, France, Germany, India, Indonesia, Italy, Japan, Mexico, Saudi Arabia, South Africa, South Korea, Turkey, United Kingdom, United States).

# Thinking about climate change and protecting nature, how quickly do you think the world needs to take major action to reduce carbon emissions from electricity, transport, food, industry, and buildings?

Q6. Thinking about climate change and protecting nature, how quickly do you think the world needs to take major action to reduce carbon emissions from electricity, transport, food, industry, and buildings? Please select the option that best reflects your understanding and opinion of the urgency.

	Total (A)	Gender		Household income			Age					
		Male (B)	Female (C)	Low (D)	Middle (E)	High (F)	18-24 (G)	25-34 (H)	35-44 (I)	45-54 (J)	55-64 (K)	65-75 (L)
Act immediately, within the next decade	69%	65%	73%	69%	69%	70%	69%	72%	69%	67%	72%	65%
	<b>B</b>		<b>AB</b>									
Act within the next 20 to 30 years	15%	16%	13%	13%	18%	16%	18%	16%	15%	15%	10%	15%
	<b>K</b>						<b>K</b>					
Act, but we have more time than 30 years	6%	9%	4%	5%	7%	8%	7%	5%	6%	6%	8%	7%
	<b>C</b>	<b>AC</b>										
Never – no action required	4%	5%	3%	4%	3%	3%	2%	1%	2%	3%	7%	7%
	<b>H</b>										<b>AGHI</b>	<b>AGHI</b>
Don't know	6%	5%	8%	8%	3%	4%	4%	6%	7%	10%	3%	7%
	<b>EFK</b>			<b>EF</b>						<b>AK</b>		

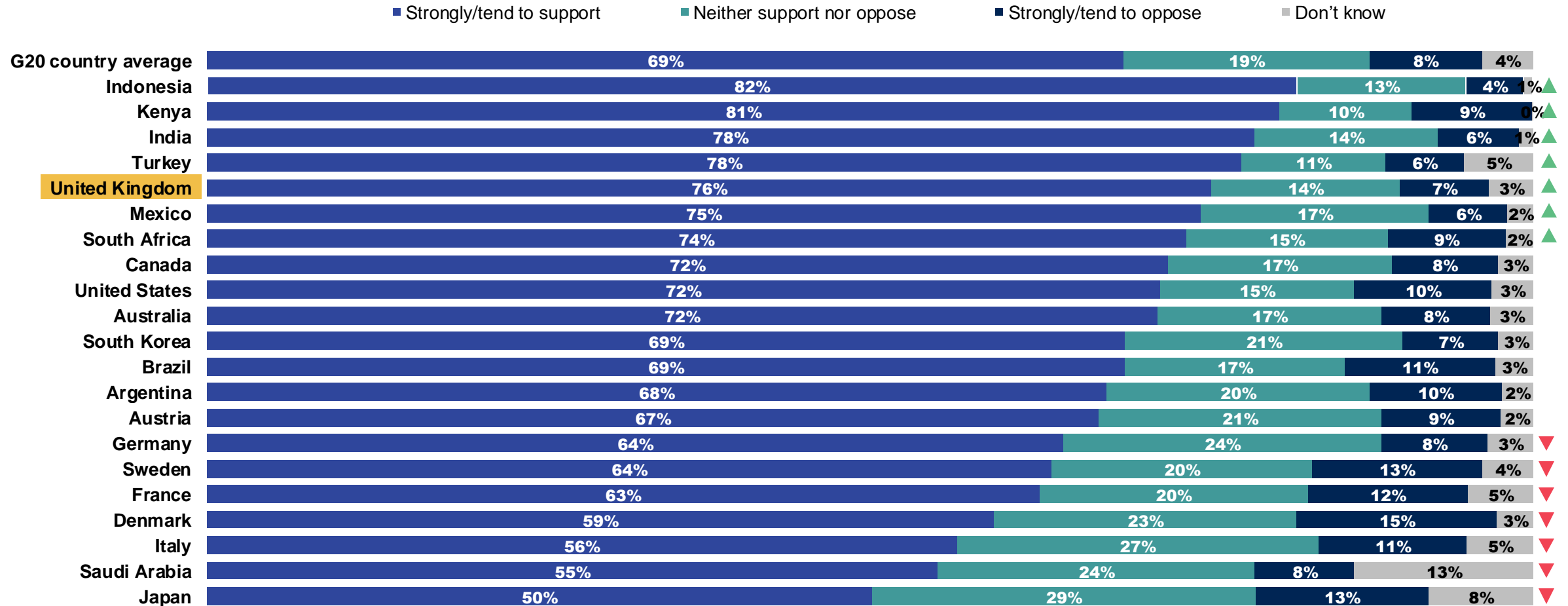
Base: UK, 1,000 adults aged 18 to 75, interviewed online in March and April 2024.  
For subgroup base sizes, please see Methodology.

Green letters show that column % is significantly higher than the column indicated by the letter. Subgroups sig tested against total and comparable others (i.e. male vs female; low vs middle vs high household income; 18-24 vs 25-34 vs 35-44 vs 45-54 vs 55-64 vs 65-75).



# Large businesses pay higher tax rates.

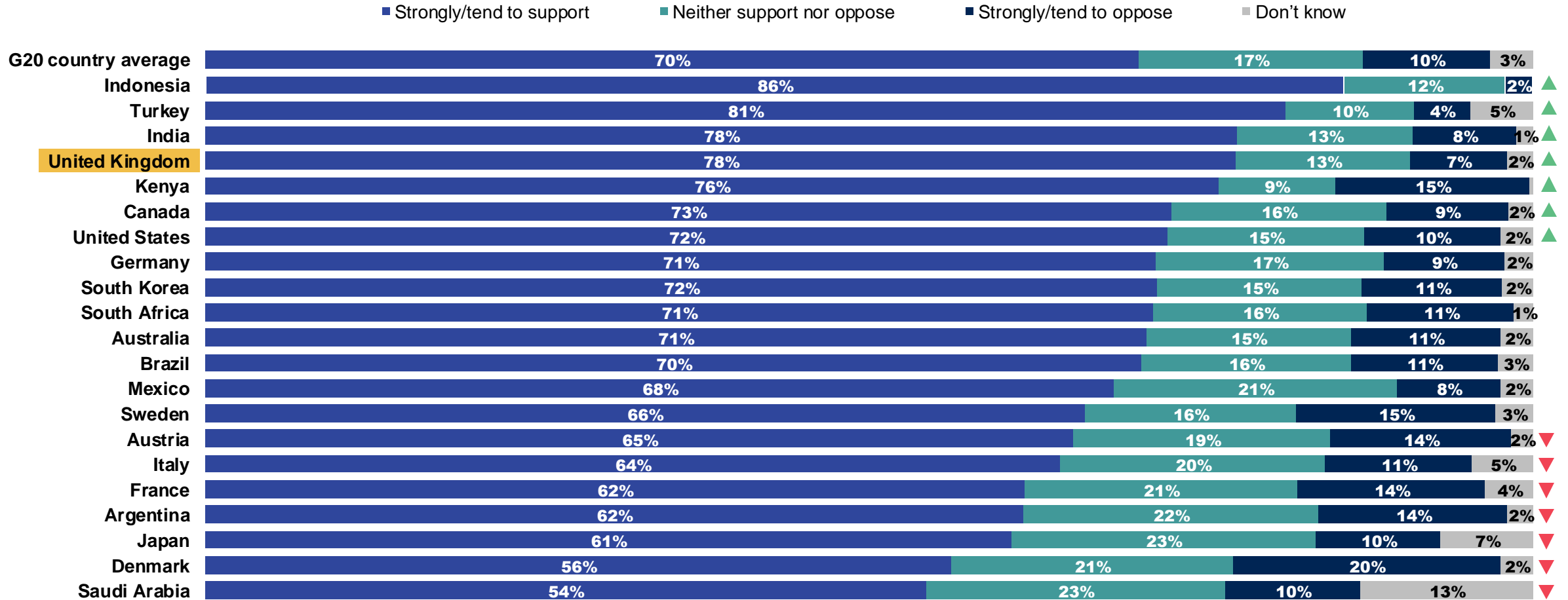
Q16. To what extent if at all would you support or oppose the following proposals as means of funding major changes to our economy and lifestyles?



Base: 21,000 across 21 countries, 18 - 55-75, online interviews, 5th March - 8th April 2024. Argentina (1,000), Australia (1,000), Austria (1,000), Brazil (1,000), Canada (1,000), Denmark (1,000), France (1,000), Germany (1,000), India (1,000), Indonesia (1,000), Italy (1,000), Japan (1,000), Kenya (1,000), Mexico (1,000), Saudi Arabia (1,000), South Africa (1,000), South Korea (1,000), Sweden (1,000), Turkey (1,000), United Kingdom (1,000), United States (1,000). 'G20 country average' is an arithmetic average of 17 G20 countries surveyed (Argentina, Australia, Brazil, Canada, France, Germany, India, Indonesia, Italy, Japan, Mexico, Saudi Arabia, South Africa, South Korea, Turkey, United Kingdom, United States).

# Wealthy people pay higher rates of income tax.

Q16. To what extent if at all would you support or oppose the following proposals as means of funding major changes to our economy and lifestyles?

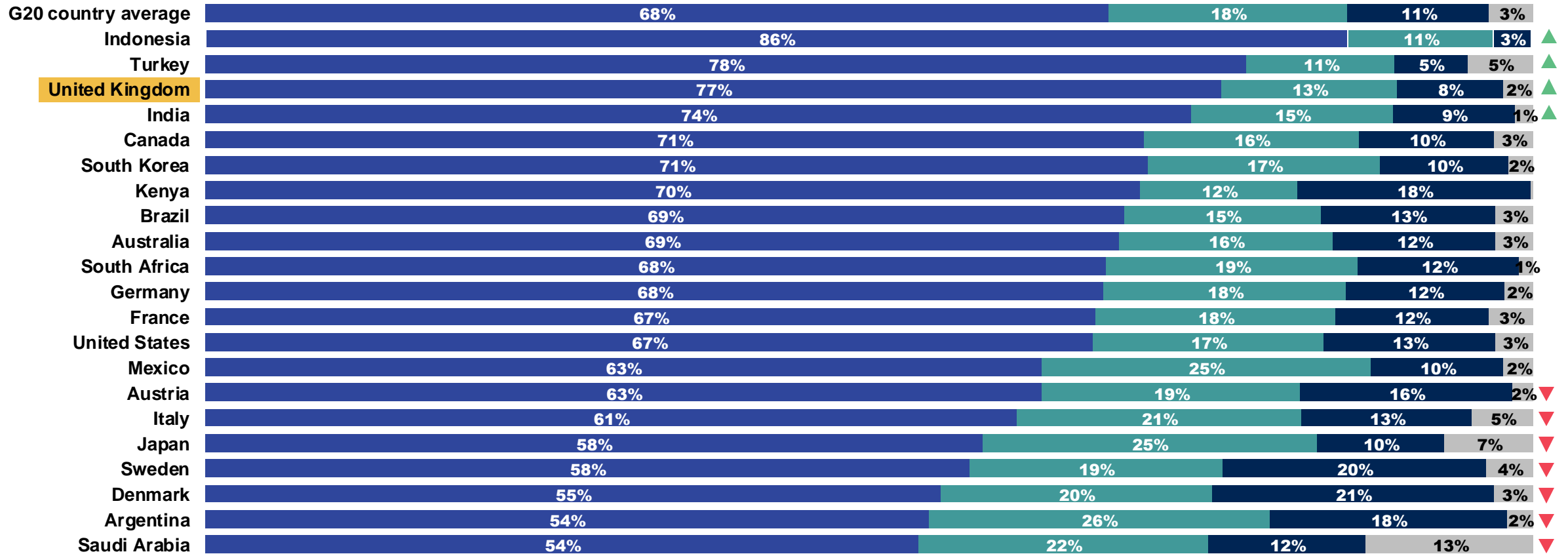


Base: 21,000 across 21 countries, 18 - 55-75, online interviews, 5th March – 8th April 2024. Argentina (1,000), Australia (1,000), Austria (1,000), Brazil (1,000), Canada (1,000), Denmark (1,000), France (1,000), Germany (1,000), India (1,000), Indonesia (1,000), Italy (1,000), Japan (1,000), Kenya (1,000), Mexico (1,000), Saudi Arabia (1,000), South Africa (1,000), South Korea (1,000), Sweden (1,000), Turkey (1,000), United Kingdom (1,000), United States (1,000). 'G20 country average' is an arithmetic average of 17 G20 countries surveyed (Argentina, Australia, Brazil, Canada, France, Germany, India, Indonesia, Italy, Japan, Mexico, Saudi Arabia, South Africa, South Korea, Turkey, United Kingdom, United States).

# Wealthy people pay a higher tax on their wealth.

Q16. To what extent if at all would you support or oppose the following proposals as means of funding major changes to our economy and lifestyles?

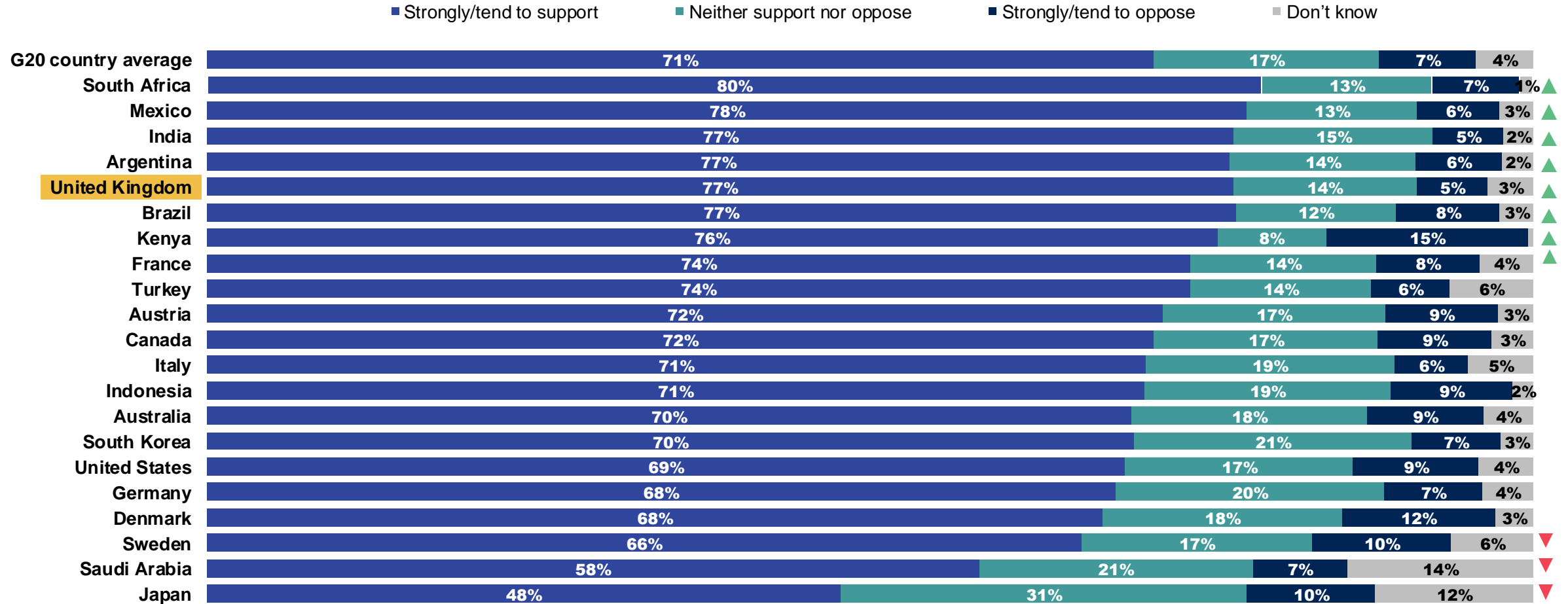
■ Strongly/tend to support   ■ Neither support nor oppose   ■ Strongly/tend to oppose   ■ Don't know



Base: 21,000 across 21 countries, 18 - 55-75, online interviews, 5th March – 8th April 2024. Argentina (1,000), Australia (1,000), Austria (1,000), Brazil (1,000), Canada (1,000), Denmark (1,000), France (1,000), Germany (1,000), India (1,000), Indonesia (1,000), Italy (1,000), Japan (1,000), Kenya (1,000), Mexico (1,000), Saudi Arabia (1,000), South Africa (1,000), South Korea (1,000), Sweden (1,000), Turkey (1,000), United Kingdom (1,000), United States (1,000). 'G20 country average' is an arithmetic average of 17 G20 countries surveyed (Argentina, Australia, Brazil, Canada, France, Germany, India, Indonesia, Italy, Japan, Mexico, Saudi Arabia, South Africa, South Korea, Turkey, United Kingdom, United States).

# People and companies that pollute the environment for example by causing greenhouse gas emissions should pay higher taxes, with the money raised shared out among people and companies who pollute less.

Q16. To what extent if at all would you support or oppose the following proposals as means of funding major changes to our economy and lifestyles?



Base: 21,000 across 21 countries, 18 - 55-75, online interviews, 5th March – 8th April 2024. Argentina (1,000), Australia (1,000), Austria (1,000), Brazil (1,000), Canada (1,000), Denmark (1,000), France (1,000), Germany (1,000), India (1,000), Indonesia (1,000), Italy (1,000), Japan (1,000), Kenya (1,000), Mexico (1,000), Saudi Arabia (1,000), South Africa (1,000), South Korea (1,000), Sweden (1,000), Turkey (1,000), United Kingdom (1,000), United States (1,000). 'G20 country average' is an arithmetic average of 17 G20 countries surveyed (Argentina, Australia, Brazil, Canada, France, Germany, India, Indonesia, Italy, Japan, Mexico, Saudi Arabia, South Africa, South Korea, Turkey, United Kingdom, United States).



# To what extent if at all would you support or oppose the following proposals as means of funding major changes to our economy and lifestyles? (Strongly / tend to support).

Q16. To what extent if at all would you support or oppose the following proposals as means of funding major changes to our economy and lifestyles?

	Total (A)	Gender		Household income			Age					
		Male (B)	Female (C)	Low (D)	Middle (E)	High (F)	18-24 (G)	25-34 (H)	35-44 (I)	45-54 (J)	55-64 (K)	65-75 (L)
<b>Wealthy people pay higher rates of income tax</b>  <b>People and companies that pollute the environment should pay higher taxes, with the money raised shared out</b>	78% G	78%	78%	79%	80%	76%	70%	76%	77%	77%	83% G	80% G
<b>Wealthy people pay a higher tax on their wealth</b>	77% GI	77%	77%	74%	80%	80%	70%	82% GI	71%	77%	82% GI	81% GI
<b>Large businesses pay higher tax rates</b>	77% G	78%	76%	77%	79%	77%	71%	80%	78%	75%	81% G	75%
	76% G	77%	75%	73%	79%	79%	67%	84% AGIJ	73%	75%	78% G	75%

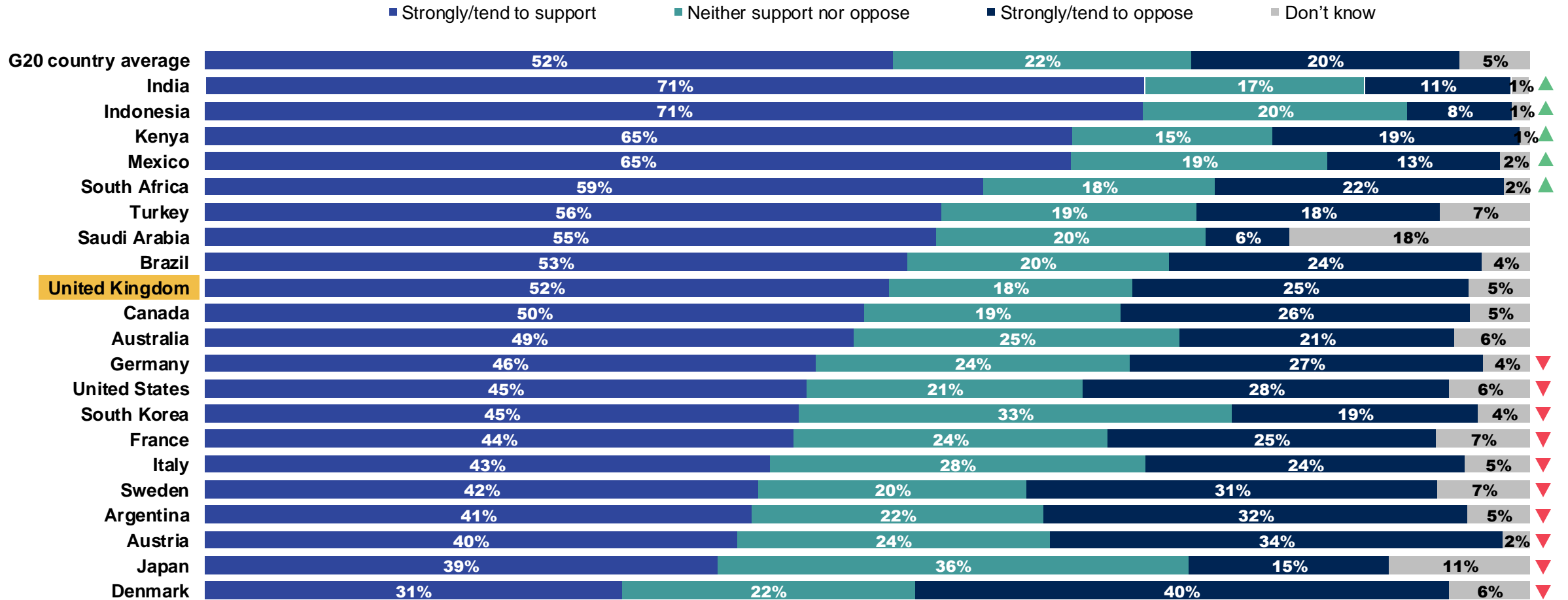
Base: UK, 1,000 adults aged 18 to 75, interviewed online in March and April 2024.  
For subgroup base sizes, please see Methodology.

Green letters show that column % is significantly higher than the column indicated by the letter. Subgroups sig tested against total and comparable others (i.e. male vs female; low vs middle vs high household income; 18-24 vs 25-34 vs 35-44 vs 45-54 vs 55-64 vs 65-75).



# All people in [COUNTRY] receiving a minimum regular income each month from the government (sometimes called a Universal Basic Income), regardless of employment status.

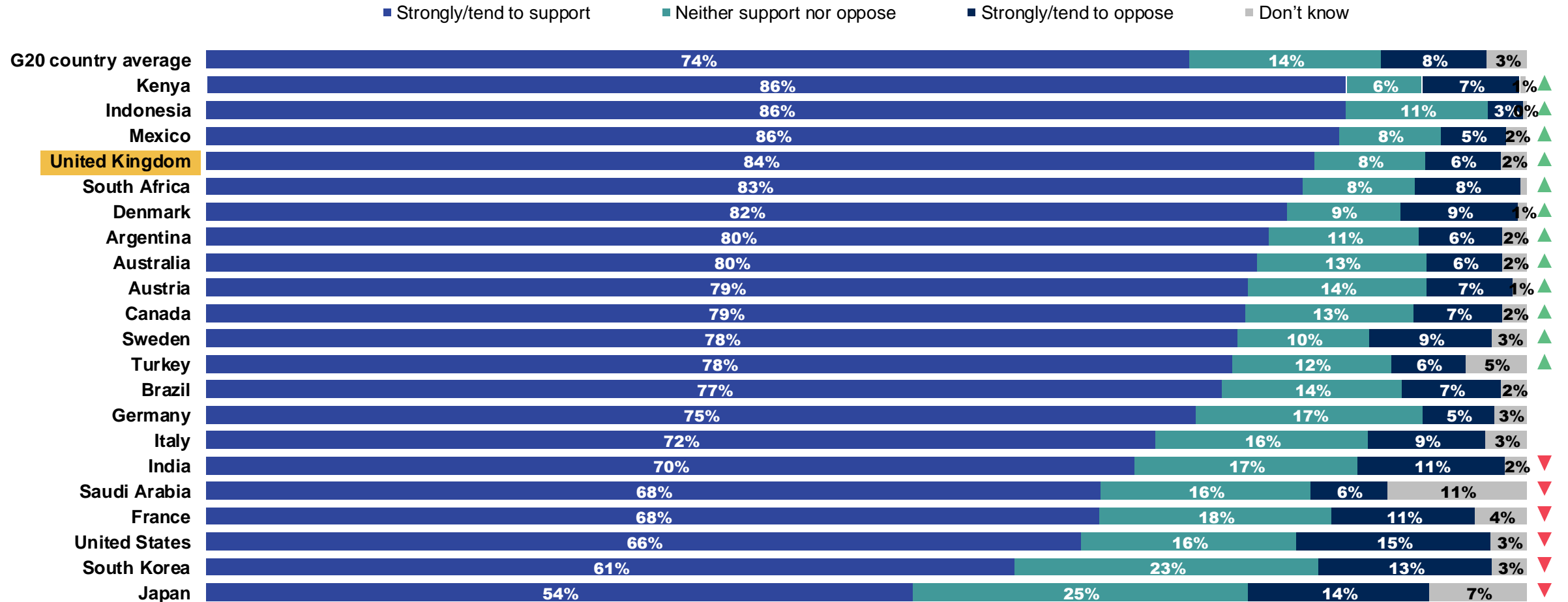
Q17. To what extent if at all would you support or oppose the following proposals as means to improve all people's wellbeing and quality of life and respond to global challenges?



Base: 21,000 across 21 countries, 18 - 55-75, online interviews, 5th March - 8th April 2024. Argentina (1,000), Australia (1,000), Austria (1,000), Brazil (1,000), Canada (1,000), Denmark (1,000), France (1,000), Germany (1,000), India (1,000), Indonesia (1,000), Italy (1,000), Japan (1,000), Kenya (1,000), Mexico (1,000), Saudi Arabia (1,000), South Africa (1,000), South Korea (1,000), Sweden (1,000), Turkey (1,000), United Kingdom (1,000), United States (1,000). 'G20 country average' is an arithmetic average of 17 G20 countries surveyed (Argentina, Australia, Brazil, Canada, France, Germany, India, Indonesia, Italy, Japan, Mexico, Saudi Arabia, South Africa, South Korea, Turkey, United Kingdom, United States).

# The government of [COUNTRY] ensuring that every citizen has free or affordable healthcare.

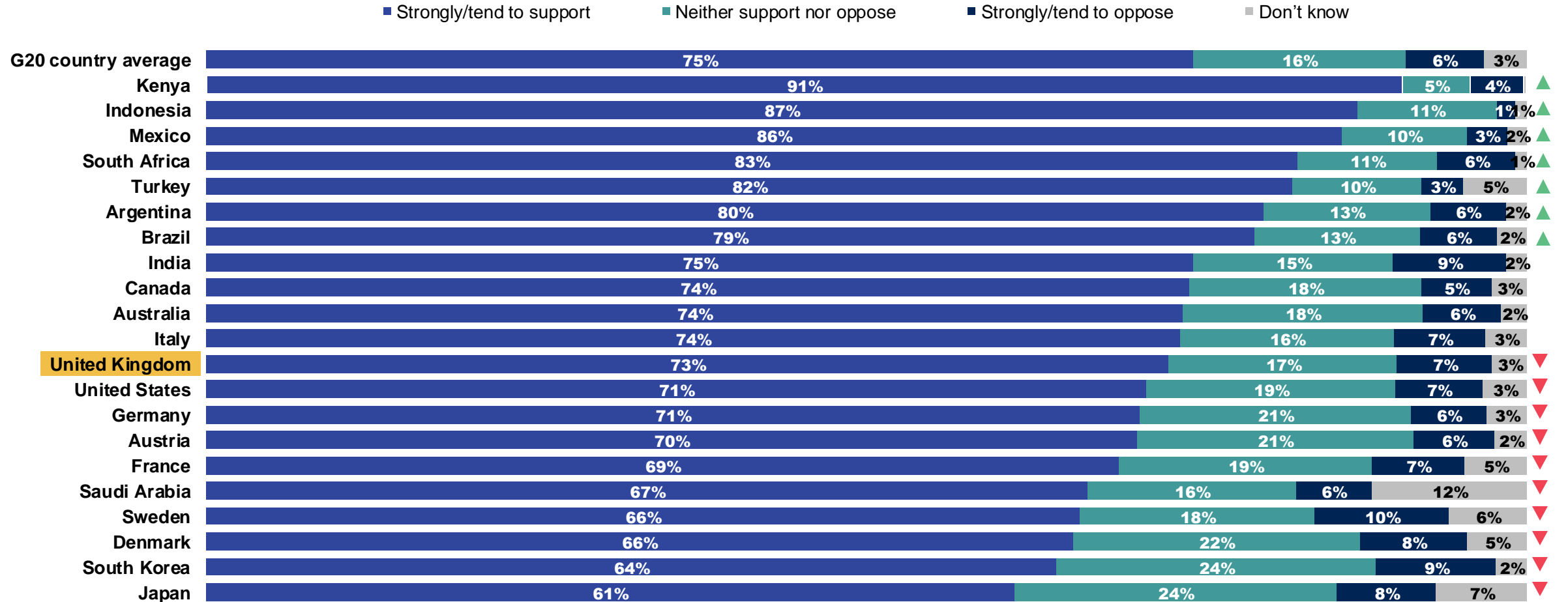
Q17. To what extent if at all would you support or oppose the following proposals as means to improve all people's wellbeing and quality of life and respond to global challenges?



Base: 21,000 across 21 countries, 18 - 55-75, online interviews, 5th March - 8th April 2024. Argentina (1,000), Australia (1,000), Austria (1,000), Brazil (1,000), Canada (1,000), Denmark (1,000), France (1,000), Germany (1,000), India (1,000), Indonesia (1,000), Italy (1,000), Japan (1,000), Kenya (1,000), Mexico (1,000), Saudi Arabia (1,000), South Africa (1,000), South Korea (1,000), Sweden (1,000), Turkey (1,000), United Kingdom (1,000), United States (1,000). 'G20 country average' is an arithmetic average of 17 G20 countries surveyed (Argentina, Australia, Brazil, Canada, France, Germany, India, Indonesia, Italy, Japan, Mexico, Saudi Arabia, South Africa, South Korea, Turkey, United Kingdom, United States).

# Strengthening workers rights in [COUNTRY], to protect jobs and ensure adequate retraining.

Q17. To what extent if at all would you support or oppose the following proposals as means to improve all people's wellbeing and quality of life and respond to global challenges?

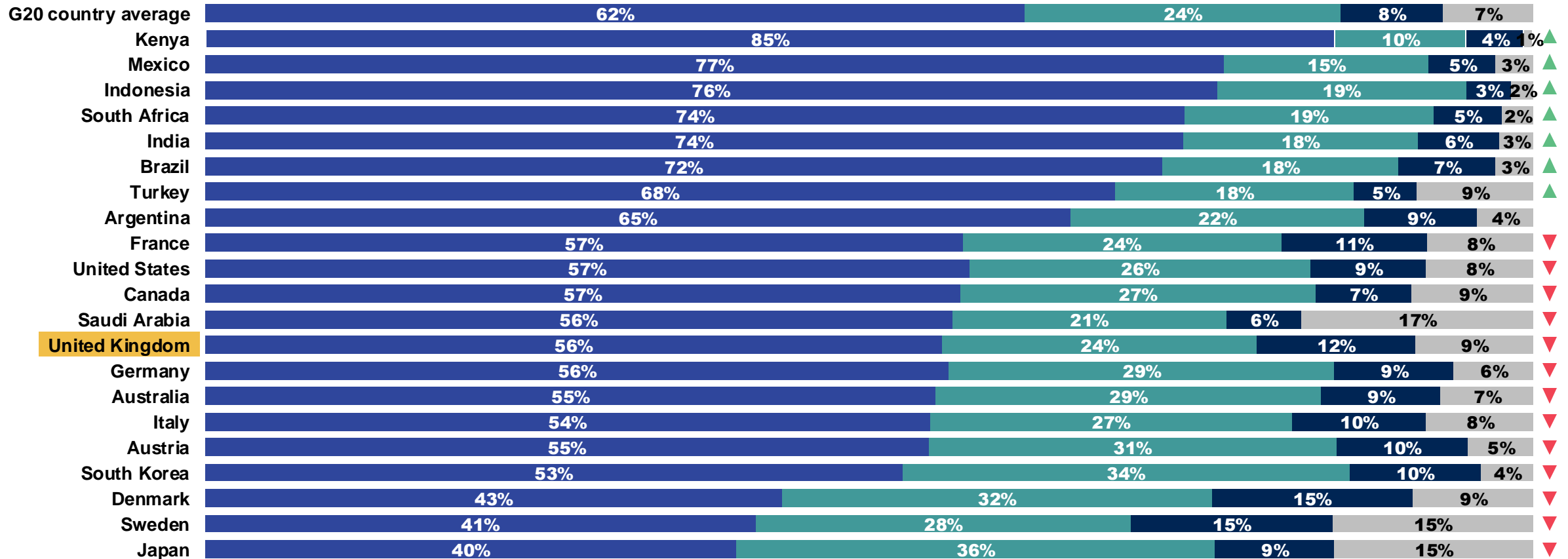


Base: 21,000 across 21 countries, 18 - 55-75, online interviews, 5th March – 8th April 2024. Argentina (1,000), Australia (1,000), Austria (1,000), Brazil (1,000), Canada (1,000), Denmark (1,000), France (1,000), Germany (1,000), India (1,000), Indonesia (1,000), Italy (1,000), Japan (1,000), Kenya (1,000), Mexico (1,000), Saudi Arabia (1,000), South Africa (1,000), South Korea (1,000), Sweden (1,000), Turkey (1,000), United Kingdom (1,000), United States (1,000). 'G20 country average' is an arithmetic average of 17 G20 countries surveyed (Argentina, Australia, Brazil, Canada, France, Germany, India, Indonesia, Italy, Japan, Mexico, Saudi Arabia, South Africa, South Korea, Turkey, United Kingdom, United States).

# The use of citizens' assemblies in [COUNTRY], to increase citizens' influence in political decision-making.

Q17. To what extent if at all would you support or oppose the following proposals as means to improve all people's wellbeing and quality of life and respond to global challenges?

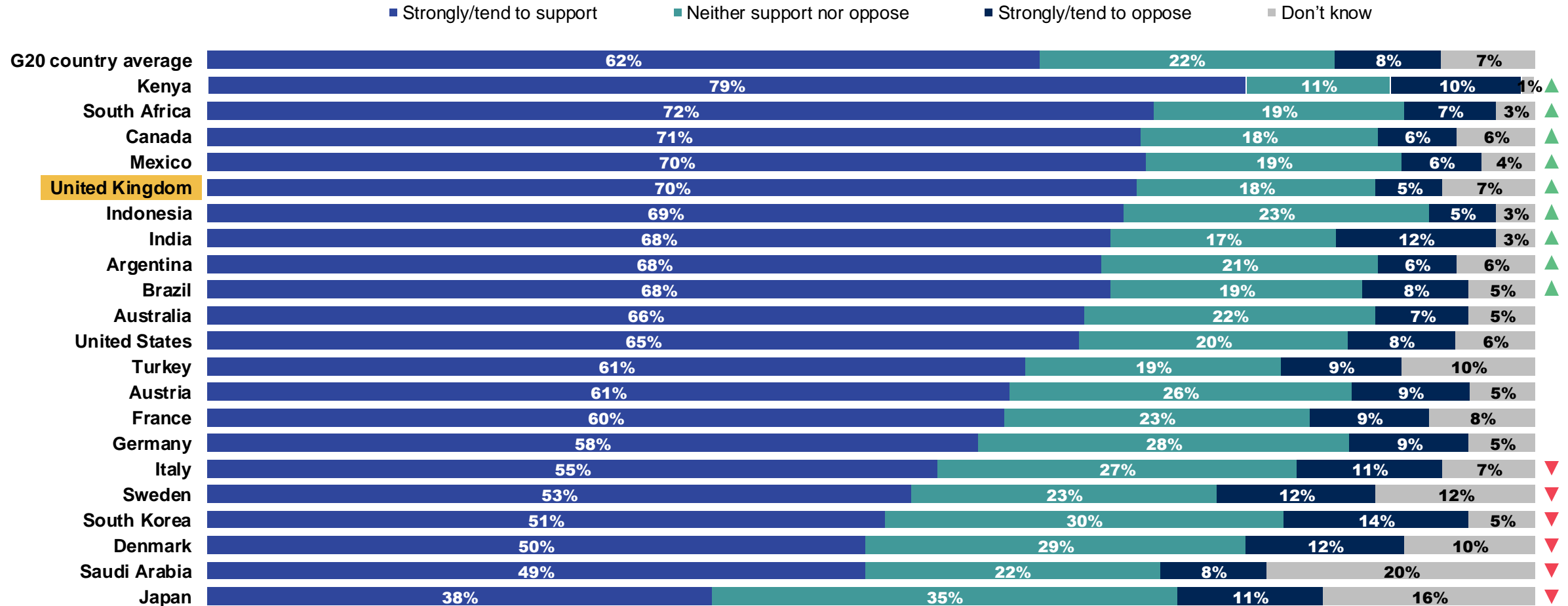
■ Strongly/tend to support   ■ Neither support nor oppose   ■ Strongly/tend to oppose   ■ Don't know



Base: 21,000 across 21 countries, 18 - 55-75, online interviews, 5th March – 8th April 2024. Argentina (1,000), Australia (1,000), Austria (1,000), Brazil (1,000), Canada (1,000), Denmark (1,000), France (1,000), Germany (1,000), India (1,000), Indonesia (1,000), Italy (1,000), Japan (1,000), Kenya (1,000), Mexico (1,000), Saudi Arabia (1,000), South Africa (1,000), South Korea (1,000), Sweden (1,000), Turkey (1,000), United Kingdom (1,000), United States (1,000). 'G20 country average' is an arithmetic average of 17 G20 countries surveyed (Argentina, Australia, Brazil, Canada, France, Germany, India, Indonesia, Italy, Japan, Mexico, Saudi Arabia, South Africa, South Korea, Turkey, United Kingdom, United States).

# Laws and regulations limiting the political influence of large corporations in the political process in [COUNTRY].

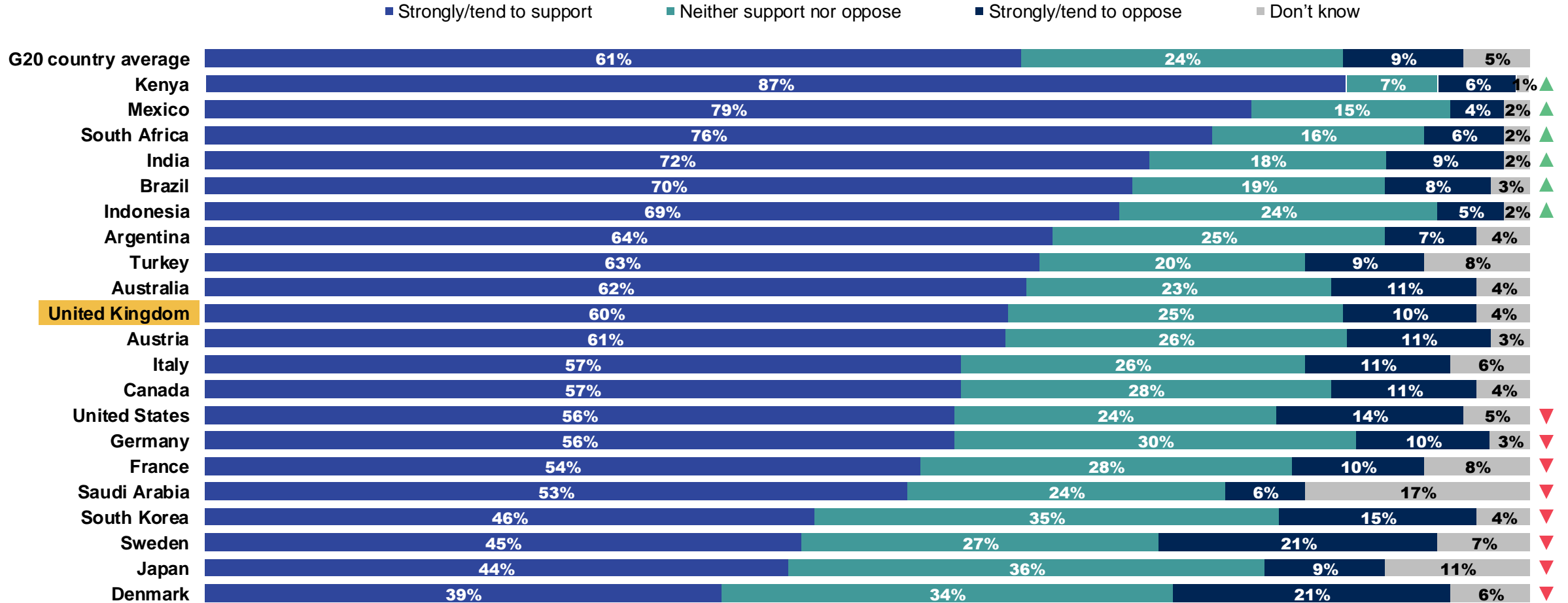
Q17. To what extent if at all would you support or oppose the following proposals as means to improve all people's wellbeing and quality of life and respond to global challenges?



Base: 21,000 across 21 countries, 18 - 55-75, online interviews, 5th March – 8th April 2024. Argentina (1,000), Australia (1,000), Austria (1,000), Brazil (1,000), Canada (1,000), Denmark (1,000), France (1,000), Germany (1,000), India (1,000), Indonesia (1,000), Italy (1,000), Japan (1,000), Kenya (1,000), Mexico (1,000), Saudi Arabia (1,000), South Africa (1,000), South Korea (1,000), Sweden (1,000), Turkey (1,000), United Kingdom (1,000), United States (1,000). 'G20 country average' is an arithmetic average of 17 G20 countries surveyed (Argentina, Australia, Brazil, Canada, France, Germany, India, Indonesia, Italy, Japan, Mexico, Saudi Arabia, South Africa, South Korea, Turkey, United Kingdom, United States).

# Policies ensuring more equal gender representation in government and business leadership roles in [COUNTRY].

Q17. To what extent if at all would you support or oppose the following proposals as means to improve all people's wellbeing and quality of life and respond to global challenges?

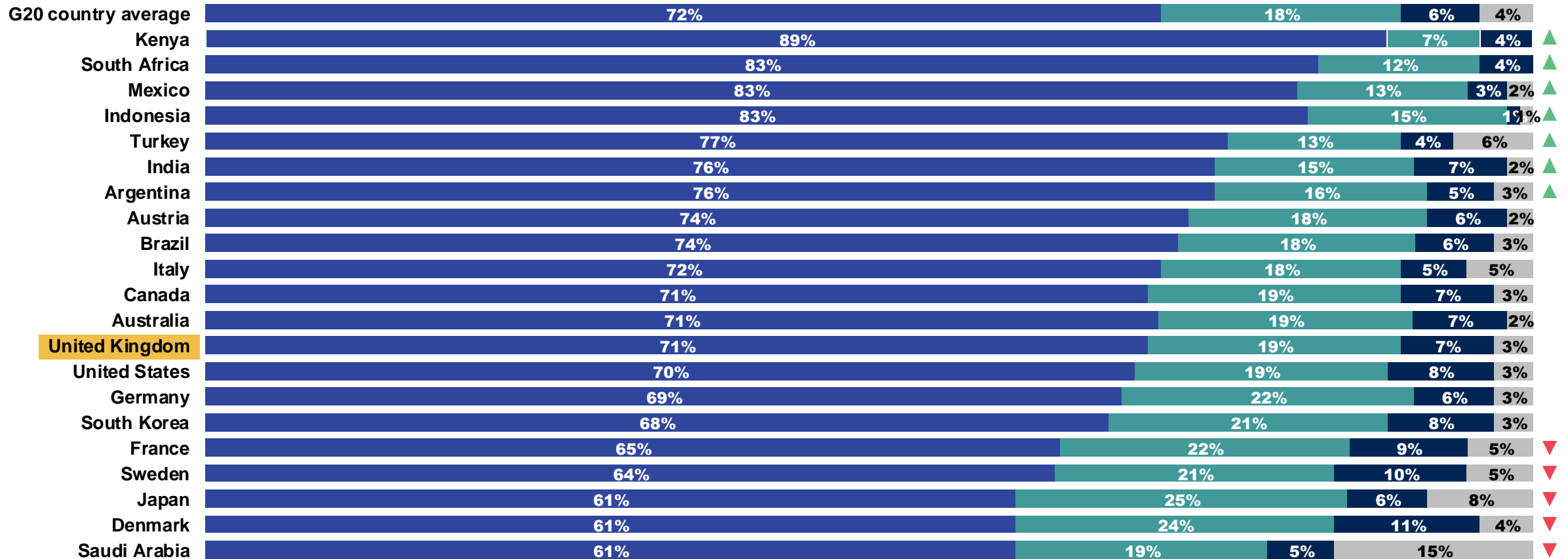


Base: 21,000 across 21 countries, 18 - 55-75, online interviews, 5th March – 8th April 2024. Argentina (1,000), Australia (1,000), Austria (1,000), Brazil (1,000), Canada (1,000), Denmark (1,000), France (1,000), Germany (1,000), India (1,000), Indonesia (1,000), Italy (1,000), Japan (1,000), Kenya (1,000), Mexico (1,000), Saudi Arabia (1,000), South Africa (1,000), South Korea (1,000), Sweden (1,000), Turkey (1,000), United Kingdom (1,000), United States (1,000). 'G20 country average' is an arithmetic average of 17 G20 countries surveyed (Argentina, Australia, Brazil, Canada, France, Germany, India, Indonesia, Italy, Japan, Mexico, Saudi Arabia, South Africa, South Korea, Turkey, United Kingdom, United States).

# Policies supporting work-life balance, such as parental leave, better childcare provision and flexible working hours in [COUNTRY].

Q17. To what extent if at all would you support or oppose the following proposals as means to improve all people's wellbeing and quality of life and respond to global challenges?

■ Strongly/tend to support   ■ Neither support nor oppose   ■ Strongly/tend to oppose   ■ Don't know

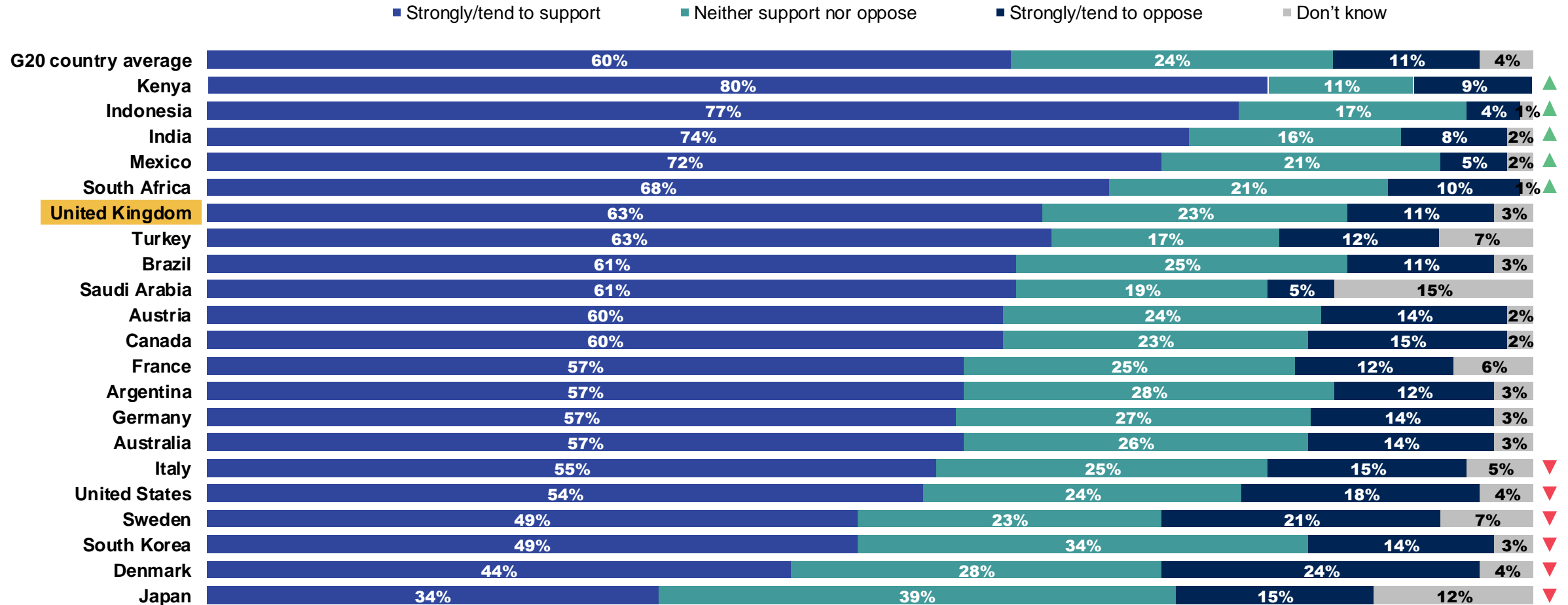


Base: 21,000 across 21 countries, 18 - 55-75, online interviews, 5th March – 8th April 2024. Argentina (1,000), Australia (1,000), Austria (1,000), Brazil (1,000), Canada (1,000), Denmark (1,000), France (1,000), Germany (1,000), India (1,000), Indonesia (1,000), Italy (1,000), Japan (1,000), Kenya (1,000), Mexico (1,000), Saudi Arabia (1,000), South Africa (1,000), South Korea (1,000), Sweden (1,000), Turkey (1,000), United Kingdom (1,000), United States (1,000). 'G20 country average' is an arithmetic average of 17 G20 countries surveyed (Argentina, Australia, Brazil, Canada, France, Germany, India, Indonesia, Italy, Japan, Mexico, Saudi Arabia, South Africa, South Korea, Turkey, United Kingdom, United States).



# [COUNTRY] promoting policies to help people eat healthier diets that reduce meat consumption and harmful emissions.

Q17. To what extent if at all would you support or oppose the following proposals as means to improve all people's wellbeing and quality of life and respond to global challenges?

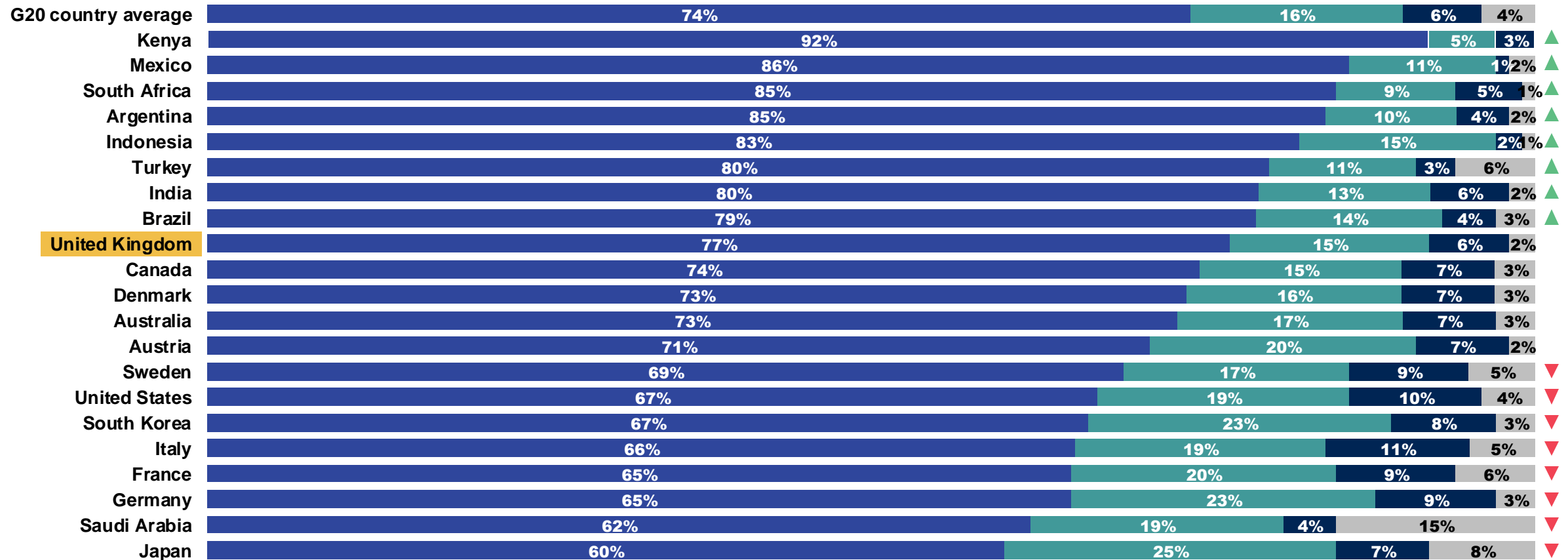


Base: 21,000 across 21 countries, 18 - 55-75, online interviews, 5th March – 8th April 2024. Argentina (1,000), Australia (1,000), Austria (1,000), Brazil (1,000), Canada (1,000), Denmark (1,000), France (1,000), Germany (1,000), India (1,000), Indonesia (1,000), Italy (1,000), Japan (1,000), Kenya (1,000), Mexico (1,000), Saudi Arabia (1,000), South Africa (1,000), South Korea (1,000), Sweden (1,000), Turkey (1,000), United Kingdom (1,000), United States (1,000). 'G20 country average' is an arithmetic average of 17 G20 countries surveyed (Argentina, Australia, Brazil, Canada, France, Germany, India, Indonesia, Italy, Japan, Mexico, Saudi Arabia, South Africa, South Korea, Turkey, United Kingdom, United States).

# Investing in renewable energy, energy efficiency, clean transport (cars, buses, trains, aircraft) and reducing pollution in industry in [COUNTRY].

Q17. To what extent if at all would you support or oppose the following proposals as means to improve all people's wellbeing and quality of life and respond to global challenges?

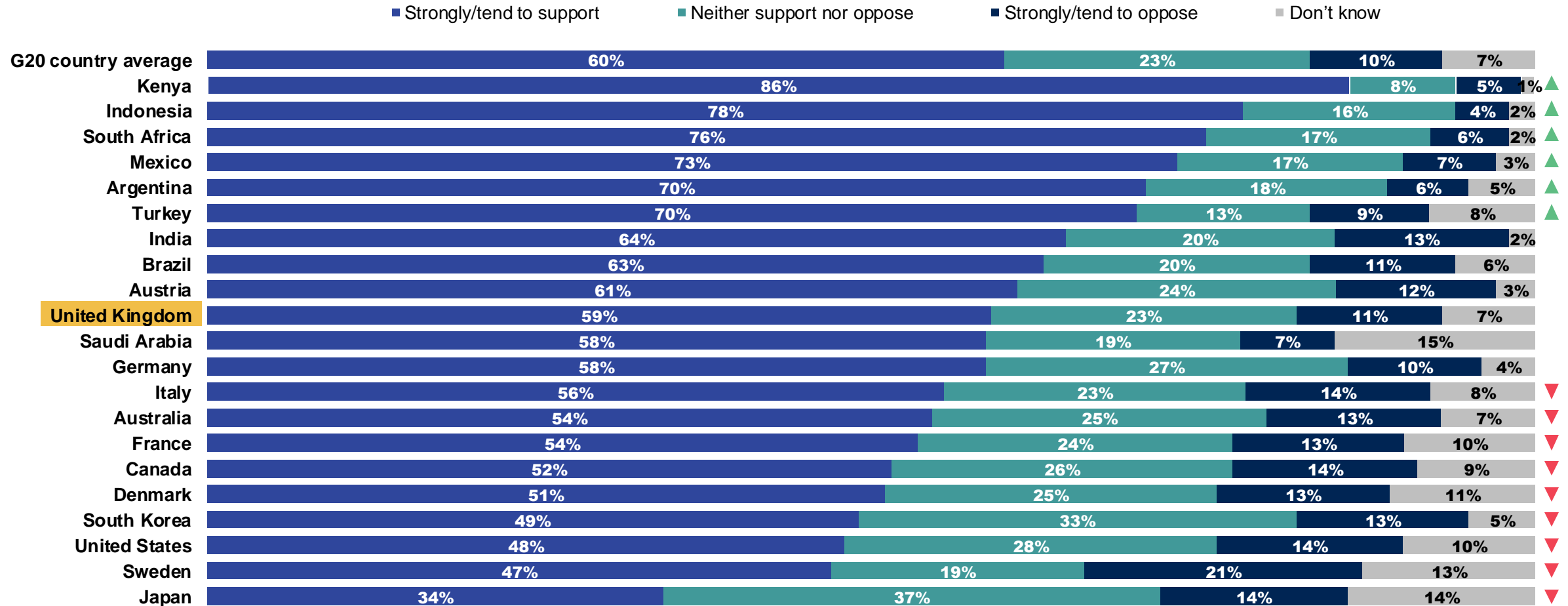
■ Strongly/tend to support   ■ Neither support nor oppose   ■ Strongly/tend to oppose   ■ Don't know



Base: 21,000 across 21 countries, 18 - 55-75, online interviews, 5th March – 8th April 2024. Argentina (1,000), Australia (1,000), Austria (1,000), Brazil (1,000), Canada (1,000), Denmark (1,000), France (1,000), Germany (1,000), India (1,000), Indonesia (1,000), Italy (1,000), Japan (1,000), Kenya (1,000), Mexico (1,000), Saudi Arabia (1,000), South Africa (1,000), South Korea (1,000), Sweden (1,000), Turkey (1,000), United Kingdom (1,000), United States (1,000). 'G20 country average' is an arithmetic average of 17 G20 countries surveyed (Argentina, Australia, Brazil, Canada, France, Germany, India, Indonesia, Italy, Japan, Mexico, Saudi Arabia, South Africa, South Korea, Turkey, United Kingdom, United States).

# Giving legal rights to nature in [COUNTRY]'s national laws.

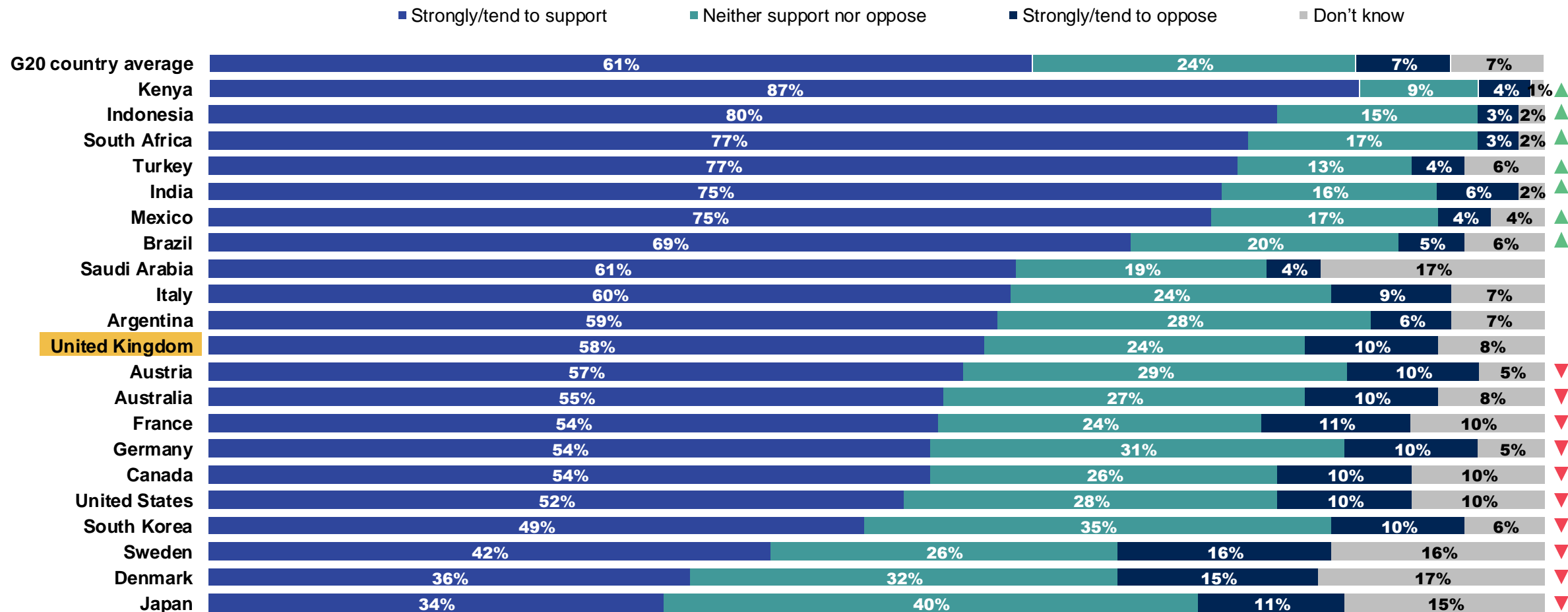
Q17. To what extent if at all would you support or oppose the following proposals as means to improve all people's wellbeing and quality of life and respond to global challenges?



Base: 21,000 across 21 countries, 18 - 55-75, online interviews, 5th March – 8th April 2024. Argentina (1,000), Australia (1,000), Austria (1,000), Brazil (1,000), Canada (1,000), Denmark (1,000), France (1,000), Germany (1,000), India (1,000), Indonesia (1,000), Italy (1,000), Japan (1,000), Kenya (1,000), Mexico (1,000), Saudi Arabia (1,000), South Africa (1,000), South Korea (1,000), Sweden (1,000), Turkey (1,000), United Kingdom (1,000), United States (1,000). 'G20 country average' is an arithmetic average of 17 G20 countries surveyed (Argentina, Australia, Brazil, Canada, France, Germany, India, Indonesia, Italy, Japan, Mexico, Saudi Arabia, South Africa, South Korea, Turkey, United Kingdom, United States).

# Giving legal rights to future generations in [COUNTRY]'s national laws.

Q17. To what extent if at all would you support or oppose the following proposals as means to improve all people's wellbeing and quality of life and respond to global challenges?



Base: 21,000 across 21 countries, 18 - 55-75, online interviews, 5th March – 8th April 2024. Argentina (1,000), Australia (1,000), Austria (1,000), Brazil (1,000), Canada (1,000), Denmark (1,000), France (1,000), Germany (1,000), India (1,000), Indonesia (1,000), Italy (1,000), Japan (1,000), Kenya (1,000), Mexico (1,000), Saudi Arabia (1,000), South Africa (1,000), South Korea (1,000), Sweden (1,000), Turkey (1,000), United Kingdom (1,000), United States (1,000). 'G20 country average' is an arithmetic average of 17 G20 countries surveyed (Argentina, Australia, Brazil, Canada, France, Germany, India, Indonesia, Italy, Japan, Mexico, Saudi Arabia, South Africa, South Korea, Turkey, United Kingdom, United States).

# And to what extent if at all would you support or oppose the following proposals as means to improve all people's wellbeing and quality of life and respond to global challenges? (Strongly / tend to support).

Q17. And to what extent if at all would you support or oppose the following proposals as means to improve all people's wellbeing and quality of life and respond to global challenges?

	Total (A)	Gender		Household income			Age					
		Male (B)	Female (C)	Low (D)	Middle (E)	High (F)	18-24 (G)	25-34 (H)	35-44 (I)	45-54 (J)	55-64 (K)	65-75 (L)
The government ensuring that every citizen has free or affordable healthcare	84%	83%	85%	85%	84%	84%	70%	82%	82%	83%	92%	91%
	G							G	G	G	AGHIJ	AGHIJ
Investing in renewable energy, energy efficiency, clean transport and reducing pollution in industry	77%	79%	76%	76%	78%	80%	70%	79%	80%	81%	75%	76%
	G								G	G		
Strengthening workers' rights, to protect jobs and ensure adequate retraining	73%	71%	75%	73%	75%	73%	66%	81%	76%	74%	72%	66%
	L							AGL	L			
Policies supporting work-life balance, such as parental leave, better childcare provision and flexible working hours	71%	67%	73%	70%	72%	72%	72%	77%	75%	73%	63%	62%
	KL		AB					AKL	KL	L		
Laws and regulations limiting the political influence of large corporations in the political process	70%	74%	65%	69%	76%	68%	56%	67%	66%	70%	77%	80%
	CG	AC			AF					G	AGI	AGHIJ
Promoting policies to help people eat healthier diets that reduce meat consumption and harmful emissions	63%	63%	65%	58%	67%	69%	56%	72%	70%	63%	57%	58%
	D				D	AD		AGKL	AGKL			
Policies ensuring more equal gender representation in government and business leadership roles	60%	55%	65%	59%	63%	61%	61%	73%	64%	58%	50%	53%
	BK		AB					AJKL	KL			
Giving legal rights to nature in national laws	59%	61%	57%	58%	63%	60%	51%	70%	58%	60%	59%	51%
	GL							AGIJKL				
Giving legal rights to future generations in national laws	58%	59%	58%	58%	60%	60%	60%	70%	57%	59%	51%	52%
	K							AJKL				
The use of citizens' assemblies, to increase citizens' influence in political decision-making	56%	54%	58%	54%	61%	57%	60%	63%	58%	58%	46%	49%
	K						K	AKL	K	K		
All people receiving a minimum regular income each month from the government, regardless of employment status	51%	54%	49%	54%	51%	52%	52%	68%	57%	48%	45%	35%
	L						L	AGIJKL	L	L		

Base: UK, 1,000 adults aged 18 to 75, interviewed online in March and April 2024.  
For subgroup base sizes, please see Methodology.

Green letters show that column % is significantly higher than the column indicated by the letter. Subgroups sig tested against total and comparable others (i.e. male vs female; low vs middle vs high household income; 18-24 vs 25-34 vs 35-44 vs 45-54 vs 55-64 vs 65-75).



# Democracy and economy

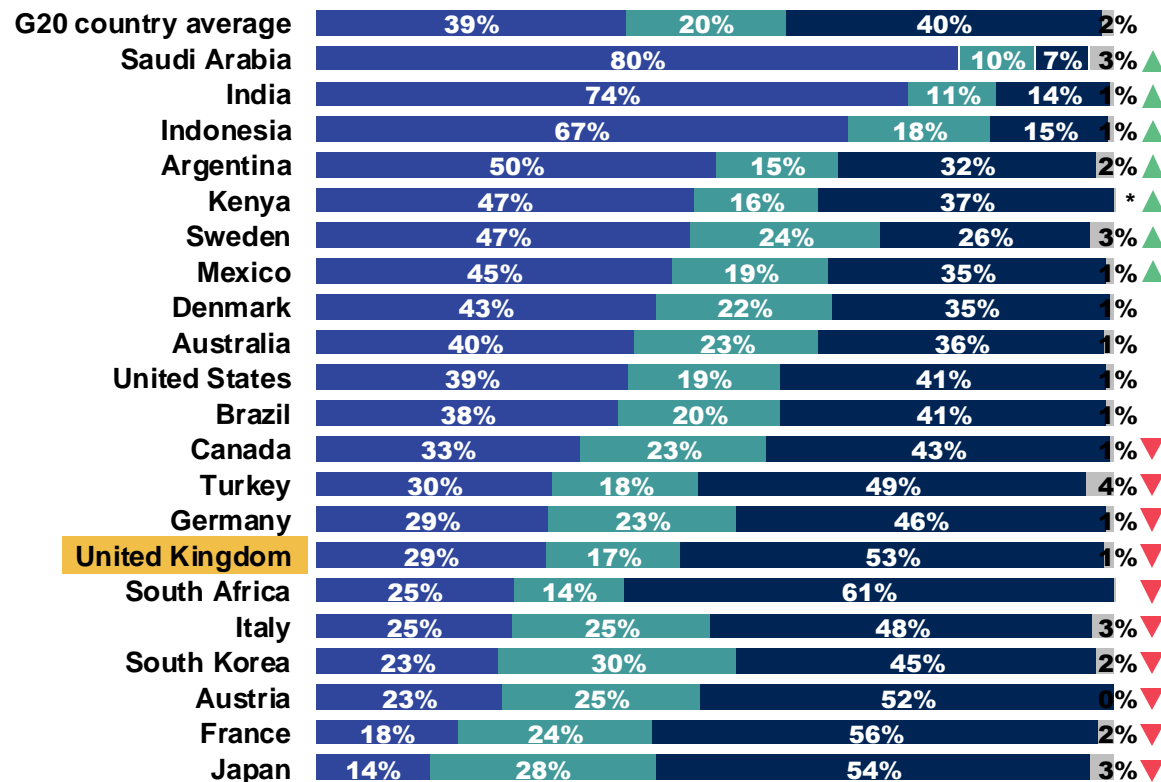
# 02

# To what extent, if at all, do you agree or disagree with the following statements about your country?

Q8. To what extent, if at all, do you agree or disagree with the following statements about your country?

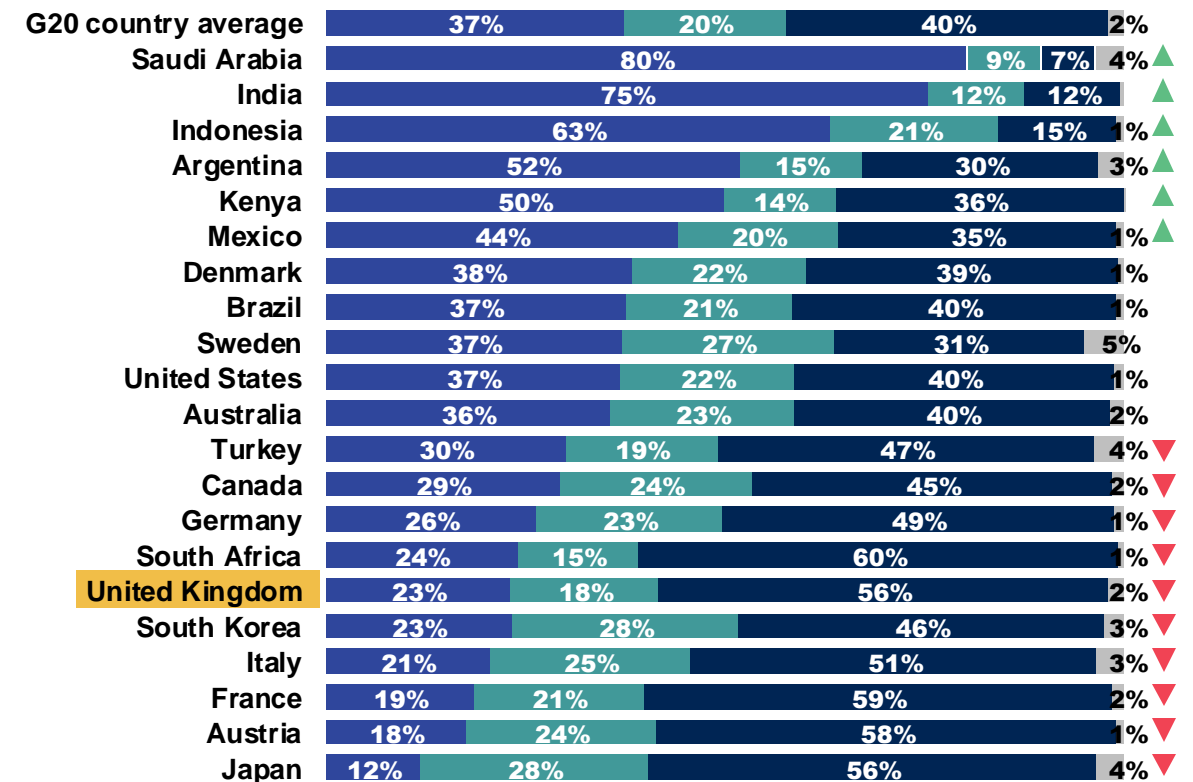
## The government can be trusted to make decisions for the benefit of the majority of people

■ Strongly/tend to agree ■ Neither agree nor disagree ■ Strongly/tend to disagree ■ Don't know



## The government can be trusted to make long-term decisions which will benefit people 20-30 years from now

■ Strongly/tend to agree ■ Neither agree nor disagree ■ Strongly/tend to disagree ■ Don't know



Base: 21,000 across 21 countries, 18 - 55-75, online interviews, 5th March – 8th April 2024. Argentina (1,000), Australia (1,000), Austria (1,000), Brazil (1,000), Canada (1,000), Denmark (1,000), France (1,000), Germany (1,000), India (1,000), Indonesia (1,000), Italy (1,000), Japan (1,000), Kenya (1,000), Mexico (1,000), Saudi Arabia (1,000), South Africa (1,000), South Korea (1,000), Sweden (1,000), Turkey (1,000), United Kingdom (1,000), United States (1,000). 'G20 country average' is an arithmetic average of 17 G20 countries surveyed (Argentina, Australia, Brazil, Canada, France, Germany, India, Indonesia, Italy, Japan, Mexico, Saudi Arabia, South Africa, South Korea, Turkey, United Kingdom, United States).

# To what extent, if at all, do you agree or disagree with the following statements about your country? (Strongly / tend to agree).

Q8. To what extent, if at all, do you agree or disagree with the following statements about your country?

	Total (A)	Gender		Household income			Age					
		Male (B)	Female (C)	Low (D)	Middle (E)	High (F)	18-24 (G)	25-34 (H)	35-44 (I)	45-54 (J)	55-64 (K)	65-75 (L)
<b>The government can be trusted to make decisions for the benefit of the majority of people</b>	29%	34%	23%	22%	27%	40%	31%	44%	36%	24%	15%	19%
	CDKL	AC				ADE	KL	AGJKL	AJKL	K		
<b>The government can be trusted to make long-term decisions that will benefit people 20-30 years from now</b>	23%	29%	19%	15%	26%	35%	24%	45%	28%	16%	11%	15%
	CDJKL	AC			D	ADE	KL	AGIJKL	JKL			

Base: UK, 1,000 adults aged 18 to 75, interviewed online in March and April 2024.  
For subgroup base sizes, please see Methodology.

Green letters show that column % is significantly higher than the column indicated by the letter. Subgroups sig tested against total and comparable others (i.e. male vs female; low vs middle vs high household income; 18-24 vs 25-34 vs 35-44 vs 45-54 vs 55-64 vs 65-75).





# I'm going to describe various types of political systems. How good or bad do you think each is or would be as a way of governing your country. (Very / fairly good).

Q9. I'm going to describe various types of political systems. How good or bad do you think each is or would be as a way of governing your country.

	Total (A)	Gender		Household income			Age					
		Male (B)	Female (C)	Low (D)	Middle (E)	High (F)	18-24 (G)	25-34 (H)	35-44 (I)	45-54 (J)	55-64 (K)	65-75 (L)
Having a democratic political system	80%	88%	73%	76%	84%	84%	72%	78%	76%	80%	88%	88%
	CDG	AC			D	AD					AGHIJ	AGHI
Having experts make decisions according to what they think is best for the country	67%	68%	65%	59%	72%	75%	66%	79%	71%	63%	58%	59%
	DKL				AD	AD		AGJKL	KL			
Having a strong leader who does not have to bother with parliament and elections	30%	35%	27%	25%	31%	39%	32%	48%	37%	28%	17%	17%
	CDKL	AC				ADE	KL	AGIJKL	AKL	KL		
Having the army rule	23%	28%	19%	19%	24%	31%	25%	41%	30%	23%	12%	6%
	CDKL	AC				AD	KL	AGIJKL	KL	KL		
A system governed largely by business leaders and wealthy people	23%	30%	17%	15%	26%	31%	28%	43%	28%	20%	8%	8%
	CDKL	AC			D	AD	KL	AGIJKL	AKL	KL		
Having a system governed by religious law in which there are no political parties or elections	22%	28%	16%	15%	23%	31%	34%	44%	28%	18%	5%	2%
	CDKL	AC			D	ADE	AJKL	AJKL	AJKL	KL		

Base: UK, 1,000 adults aged 18 to 75, interviewed online in March and April 2024. For subgroup base sizes, please see Methodology.

Green letters show that column % is significantly higher than the column indicated by the letter. Subgroups sig tested against total and comparable others (i.e. male vs female; low vs middle vs high household income; 18-24 vs 25-34 vs 35-44 vs 45-54 vs 55-64 vs 65-75).



# Which, if any, of the following do you think the government has a responsibility to provide for all people in [COUNTRY]? Please select all that apply.

Q10. Which, if any, of the following do you think the government has a responsibility to provide for all people in [COUNTRY]?

	Total (A)	Gender		Household income			Age					
		Male (B)	Female (C)	Low (D)	Middle (E)	High (F)	18-24 (G)	25-34 (H)	35-44 (I)	45-54 (J)	55-64 (K)	65-75 (L)
Law and order	79% FGHI	77%	80%	78%	84% ADF	75%	61%	71%	73% G	82% GHI	86% AGHI	99% AGHIJK
Free healthcare	76% BF	70%	83% AB	80% AF	78% F	69%	71%	75%	73%	73%	81% G	86% AGHIJ
High quality education	74%	72%	77%	73%	76%	73%	72%	71%	71%	69%	80% HJ	85% AGHIJ
Clean air and water	72% GH	70%	74%	74%	72%	70%	64%	65%	68%	74% G	79% AGHI	85% AGHIJ
An adequate standard of living	72% BFH	65%	78% AB	75% F	72%	65%	71%	63%	71%	72%	73% H	81% AGHI
A society where men and women have equal rights	70% BI	65%	75% AB	72%	70%	68%	67%	65%	60%	67%	76% AHIJ	86% AGHIJK
Adequate income in retirement	64% FG	61%	66%	64%	68% F	59%	51%	58%	60%	60%	72% AGHIJ	79% AGHIJ
The opportunity to influence decisions made by government	54%	54%	53%	56%	53%	54%	47%	54%	48%	51%	58% GI	66% AGHIJ
A society free of social tensions	53% I	53%	53%	55%	53%	51%	51%	53%	45%	47%	56% I	70% AGHIJK
None of the above	2%	2%	2%	2%	1%	2%	3% L	2%	2%	4% AL	1%	

Base: UK, 1,000 adults aged 18 to 75, interviewed online in March and April 2024.  
For subgroup base sizes, please see Methodology.

Green letters show that column % is significantly higher than the column indicated by the letter. Subgroups sig tested against total and comparable others (i.e. male vs female; low vs middle vs high household income; 18-24 vs 25-34 vs 35-44 vs 45-54 vs 55-64 vs 65-75).

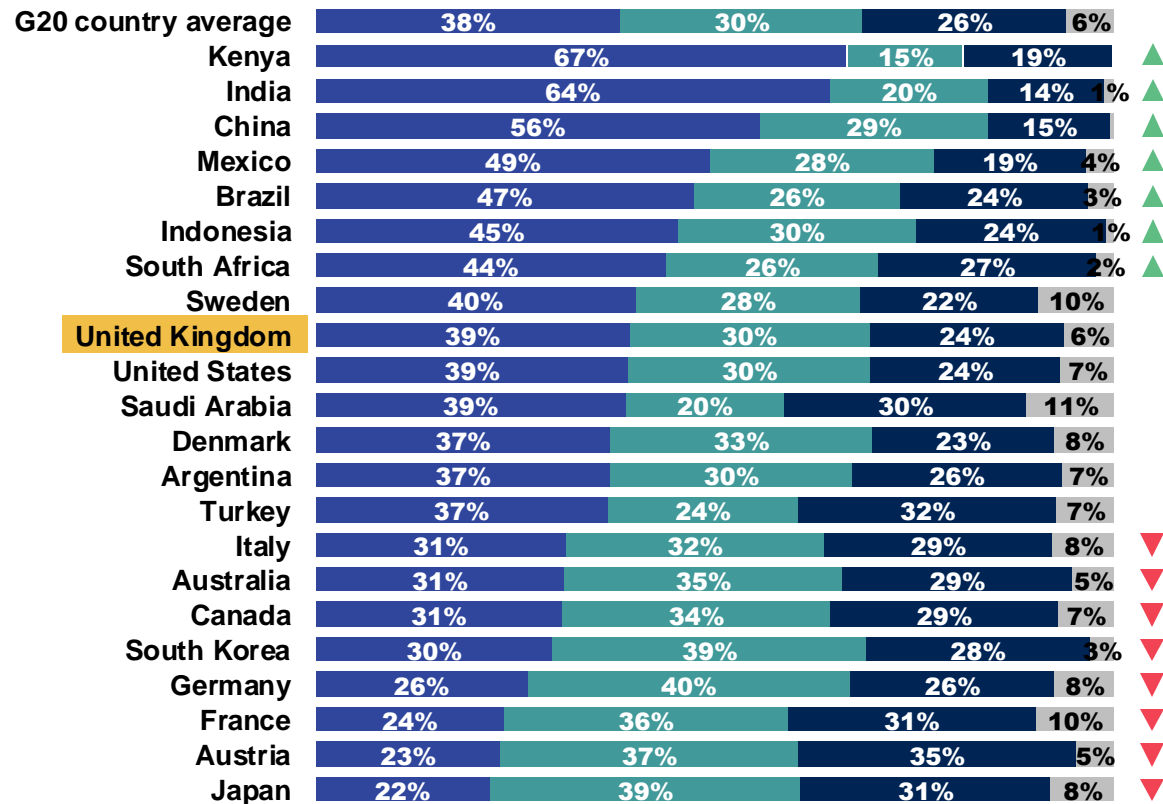


# To what extent, if at all, do you agree or disagree with the following statements about your country?

Q11. To what extent, if at all, do you agree or disagree with the following statements about your country?

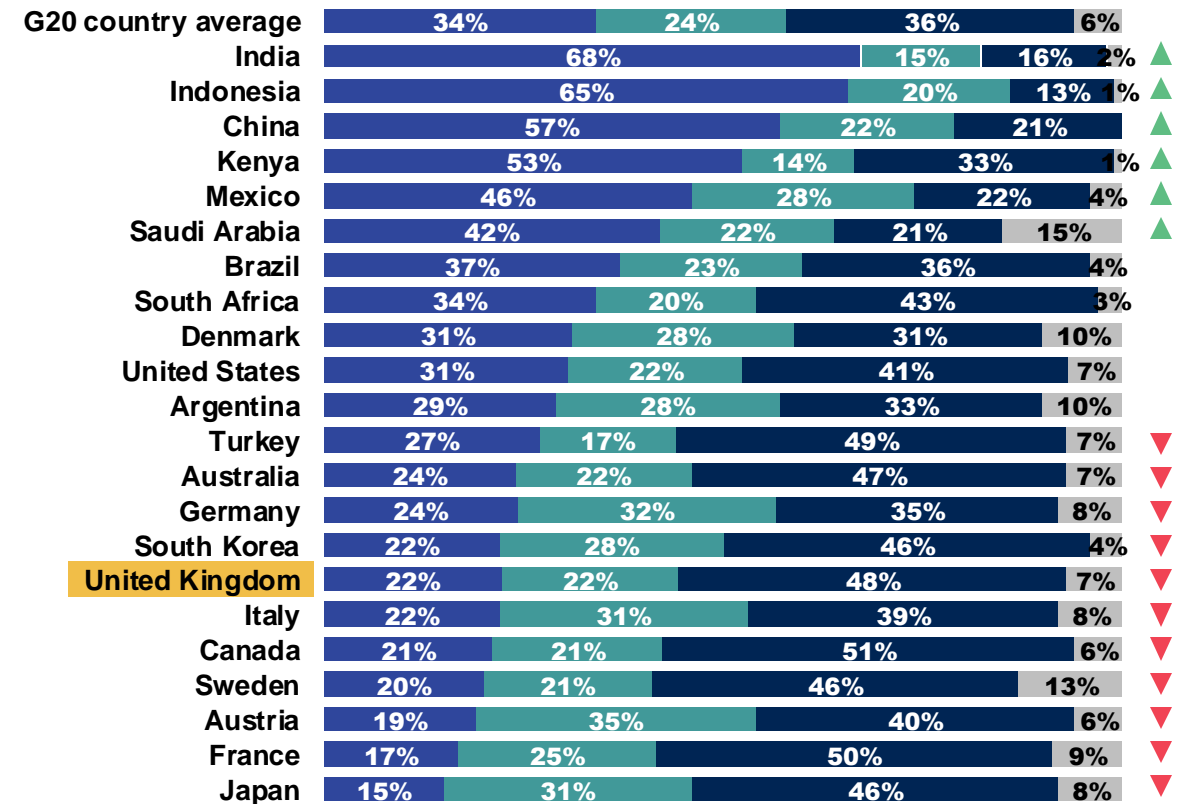
## International organisations can be trusted more than national governments to address global challenges

■ Strongly/tend to agree ■ Neither agree nor disagree ■ Strongly/tend to disagree ■ Don't know



## All countries are equally represented in today's international organisations

■ Strongly/tend to agree ■ Neither agree nor disagree ■ Strongly/tend to disagree ■ Don't know



Base: 22,000 across 22 countries, 18 - 55-75, online interviews, 5th March - 8th April 2024. Argentina (1,000), Australia (1,000), Austria (1,000), Brazil (1,000), Canada (1,000), China (1,000), Denmark (1,000), France (1,000), Germany (1,000), India (1,000), Indonesia (1,000), Italy (1,000), Japan (1,000), Kenya (1,000), Mexico (1,000), Saudi Arabia (1,000), South Africa (1,000), South Korea (1,000), Sweden (1,000), Turkey (1,000), United Kingdom (1,000), United States (1,000). 'G20 country average' is an arithmetic average of 18 G20 countries surveyed (Argentina, Australia, Brazil, Canada, China, France, Germany, India, Indonesia, Italy, Japan, Mexico, Saudi Arabia, South Africa, South Korea, Turkey, United Kingdom, United States).

# To what extent, if at all, do you agree or disagree with the following statements about your country? (Strongly / tend to agree).

Q11. To what extent, if at all, do you agree or disagree with the following statements about your country?

	Total (A)	Gender		Household income			Age					
		Male (B)	Female (C)	Low (D)	Middle (E)	High (F)	18-24 (G)	25-34 (H)	35-44 (I)	45-54 (J)	55-64 (K)	65-75 (L)
International organisations can be trusted more than national governments to address global challenge	39%	42%	38%	32%	41%	50%	45%	49%	46%	38%	31%	25%
	DKL				D	ADE	KL	AJKL	AKL	L		
All countries are equally represented in today's international organisations	23%	27%	18%	16%	23%	32%	23%	40%	29%	19%	9%	11%
	CDKL	AC			D	ADE	KL	AGIJKL	AJKL	KL		

Base: UK, 1,000 adults aged 18 to 75, interviewed online in March and April 2024.  
For subgroup base sizes, please see Methodology.

Green letters show that column % is significantly higher than the column indicated by the letter. Subgroups sig tested against total and comparable others (i.e. male vs female; low vs middle vs high household income; 18-24 vs 25-34 vs 35-44 vs 45-54 vs 55-64 vs 65-75).

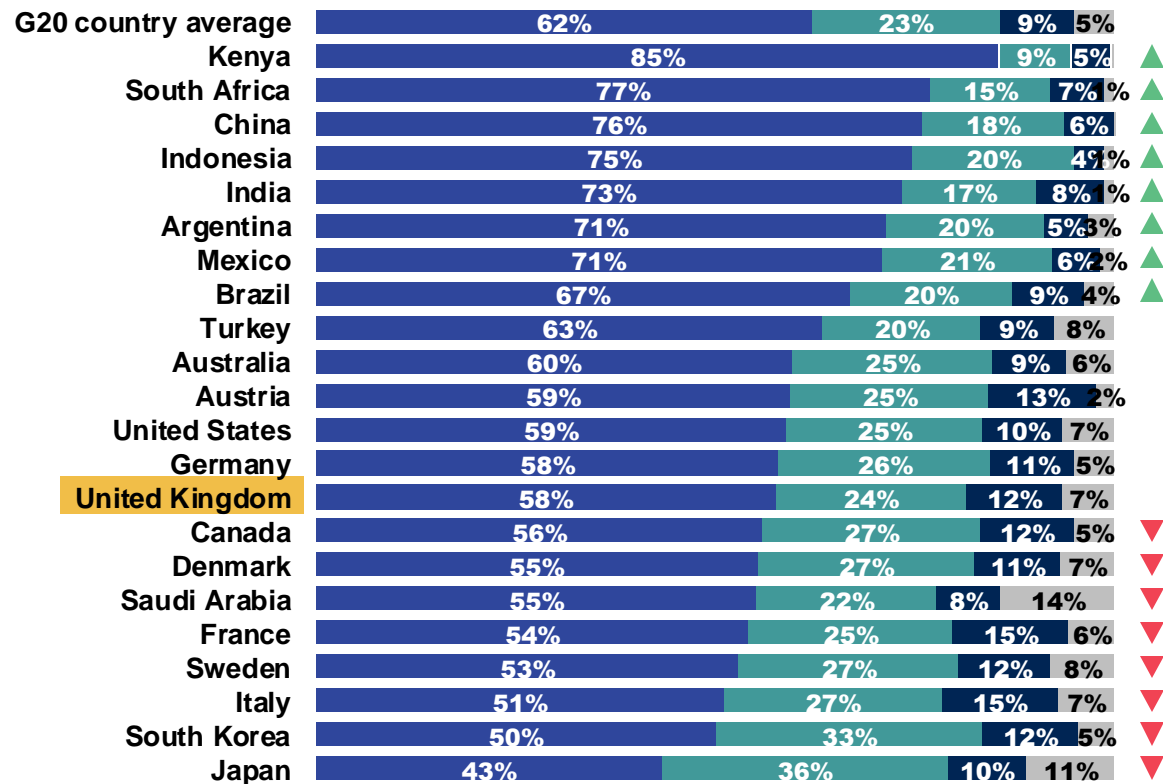


# Some ways that citizens could be more involved in international organisations are listed below. To what extent, if at all, do you support or oppose these proposals?

Q12. Some ways that citizens could be more involved in international organisations are listed below. To what extent, if at all, do you support or oppose these proposals?

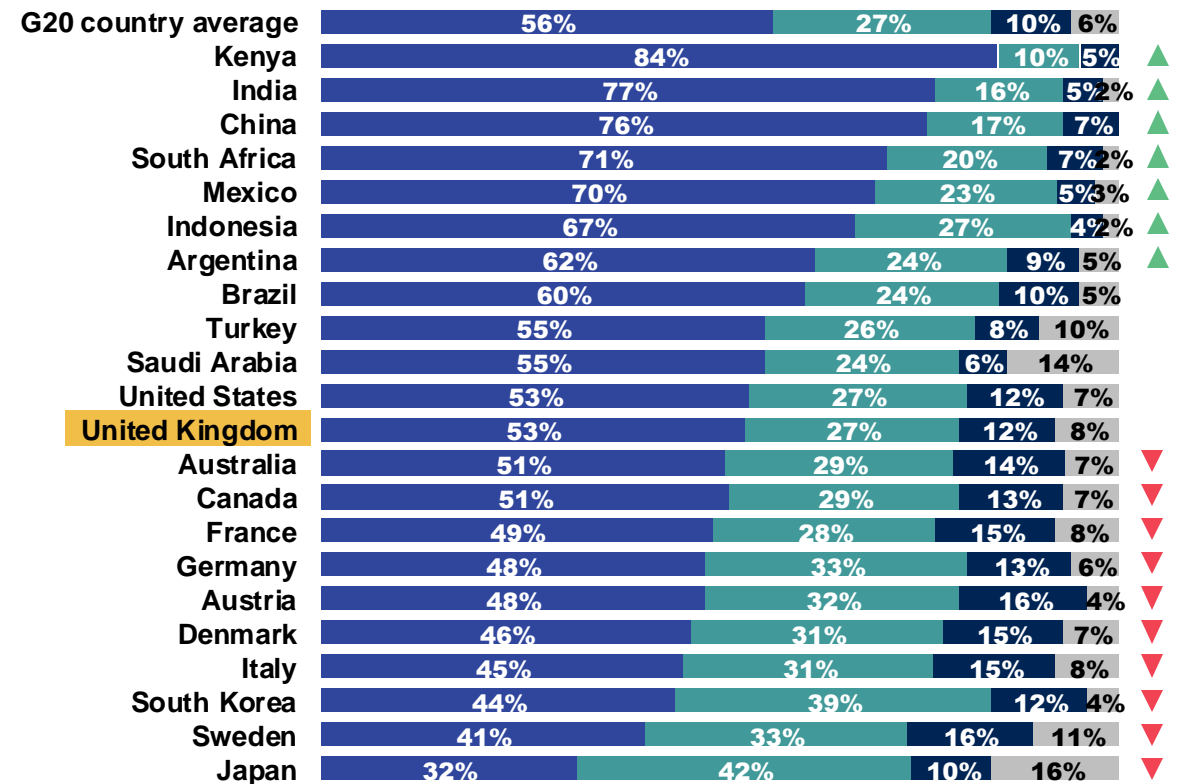
## Global surveys of citizens' attitudes and concerns

■ Strongly/tend to support ■ Neither support nor oppose ■ Strongly/tend to oppose ■ Don't know



## Global citizens' assemblies

■ NET: Strongly/tend to support ■ Neither support nor oppose ■ NET: Strongly/tend to oppose ■ Don't know



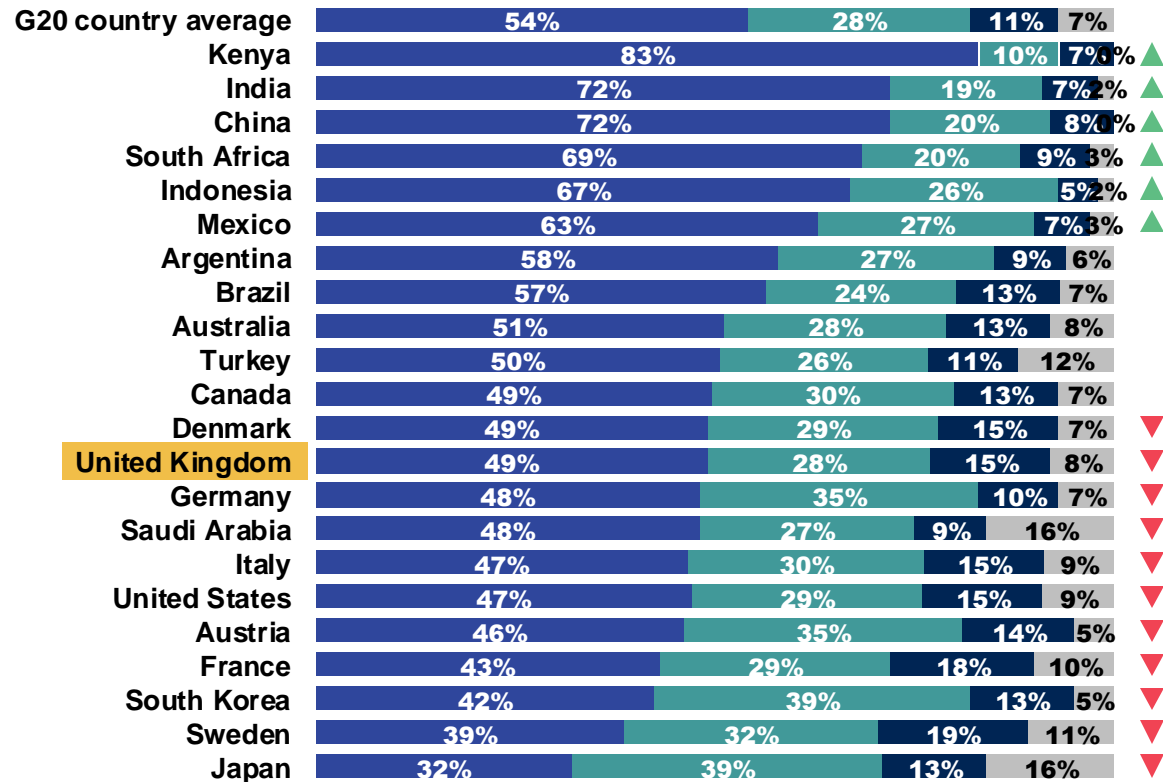
Base: 22,000 across 22 countries, 18 - 55-75, online interviews, 5th March – 8th April 2024. Argentina (1,000), Australia (1,000), Austria (1,000), Brazil (1,000), Canada (1,000), China (1,000), Denmark (1,000), France (1,000), Germany (1,000), India (1,000), Indonesia (1,000), Italy (1,000), Japan (1,000), Kenya (1,000), Mexico (1,000), Saudi Arabia (1,000), South Africa (1,000), South Korea (1,000), Sweden (1,000), Turkey (1,000), United Kingdom (1,000), United States (1,000). 'G20 country average' is an arithmetic average of 18 G20 countries surveyed (Argentina, Australia, Brazil, Canada, China, France, Germany, India, Indonesia, Italy, Japan, Mexico, Saudi Arabia, South Africa, South Korea, Turkey, United Kingdom, United States).

# Some ways that citizens could be more involved in international organisations are listed below. To what extent, if at all, do you support or oppose these proposals?

Q12. Some ways that citizens could be more involved in international organisations are listed below. To what extent, if at all, do you support or oppose these proposals?

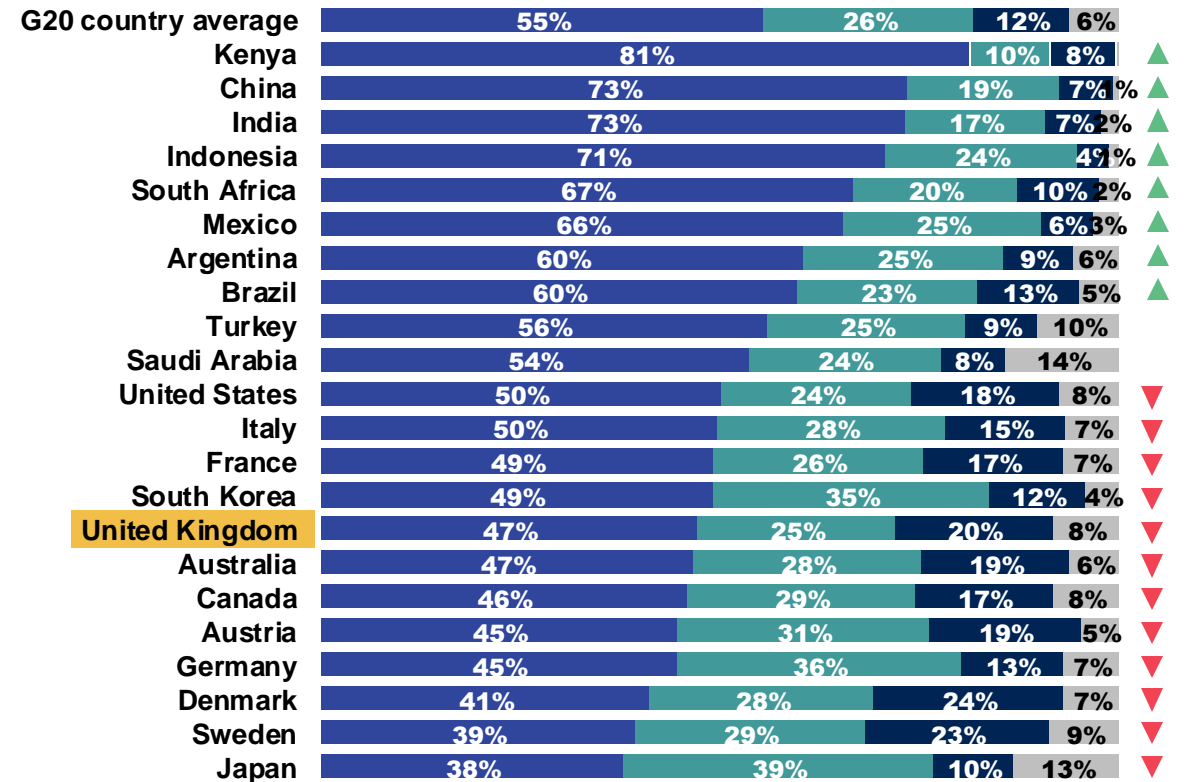
## A United Nations Parliamentary Assembly

■ Strongly/tend to support ■ Neither support nor oppose ■ Strongly/tend to oppose ■ Don't know



## Global referenda

■ Strongly/tend to support ■ Neither support nor oppose ■ Strongly/tend to oppose ■ Don't know



Base: 22,000 across 22 countries, 18 - 55-75, online interviews, 5th March - 8th April 2024. Argentina (1,000), Australia (1,000), Austria (1,000), Brazil (1,000), Canada (1,000), China (1,000), Denmark (1,000), France (1,000), Germany (1,000), India (1,000), Indonesia (1,000), Italy (1,000), Japan (1,000), Kenya (1,000), Mexico (1,000), Saudi Arabia (1,000), South Africa (1,000), South Korea (1,000), Sweden (1,000), Turkey (1,000), United Kingdom (1,000), United States (1,000). 'G20 country average' is an arithmetic average of 18 G20 countries surveyed (Argentina, Australia, Brazil, Canada, China, France, Germany, India, Indonesia, Italy, Japan, Mexico, Saudi Arabia, South Africa, South Korea, Turkey, United Kingdom, United States).

# Some ways that citizens could be more involved in international organisations are listed below. To what extent, if at all, do you support or oppose these proposals. (Strongly / tend to support).

Q12. Some ways that citizens could be more involved in international organisations are listed below. To what extent, if at all, do you support or oppose these proposals.

	Total (A)	Gender		Household income			Age					
		Male (B)	Female (C)	Low (D)	Middle (E)	High (F)	18-24 (G)	25-34 (H)	35-44 (I)	45-54 (J)	55-64 (K)	65-75 (L)
Global surveys of citizens' attitudes and concerns	58%	60%	55%	54%	60%	65%	62%	63%	61%	57%	58%	45%
	DL					AD	L	L	L	L	L	
Global citizens' assemblies	53%	55%	51%	48%	55%	63%	56%	64%	57%	48%	52%	40%
	DL					AD	L	AJKL	L		L	
A United Nations Parliamentary Assembly	49%	51%	47%	42%	51%	59%	49%	60%	55%	43%	42%	43%
	D				D	AD		AJKL	JKL			
Global referenda	47%	47%	47%	41%	52%	54%	46%	62%	51%	42%	43%	36%
	DL				D	AD		AGIJKL	L			

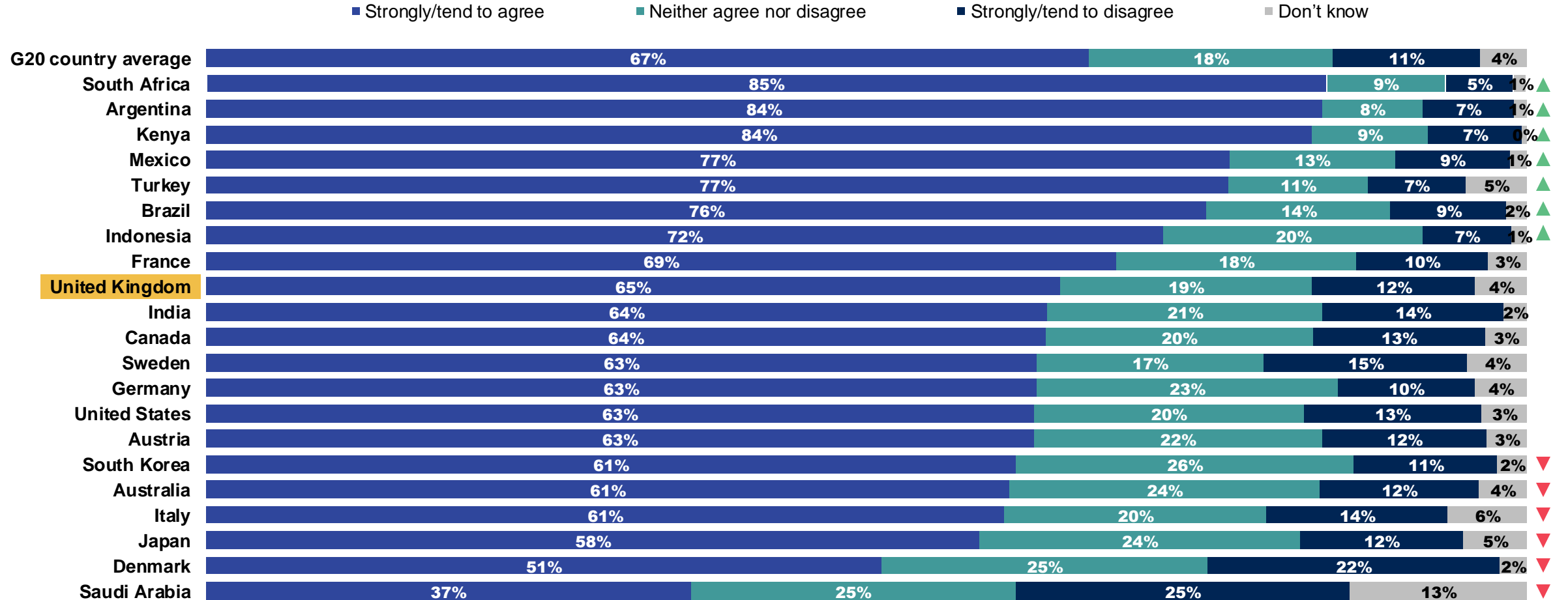
Base: UK, 1,000 adults aged 18 to 75, interviewed online in March and April 2024. For subgroup base sizes, please see Methodology.

Green letters show that column % is significantly higher than the column indicated by the letter. Subgroups sig tested against total and comparable others (i.e. male vs female; low vs middle vs high household income; 18-24 vs 25-34 vs 35-44 vs 45-54 vs 55-64 vs 65-75).



# There's too much economic inequality in [COUNTRY] these days.

Q13. To what extent, if at all, do you agree or disagree with the following statements about the economy in your country?

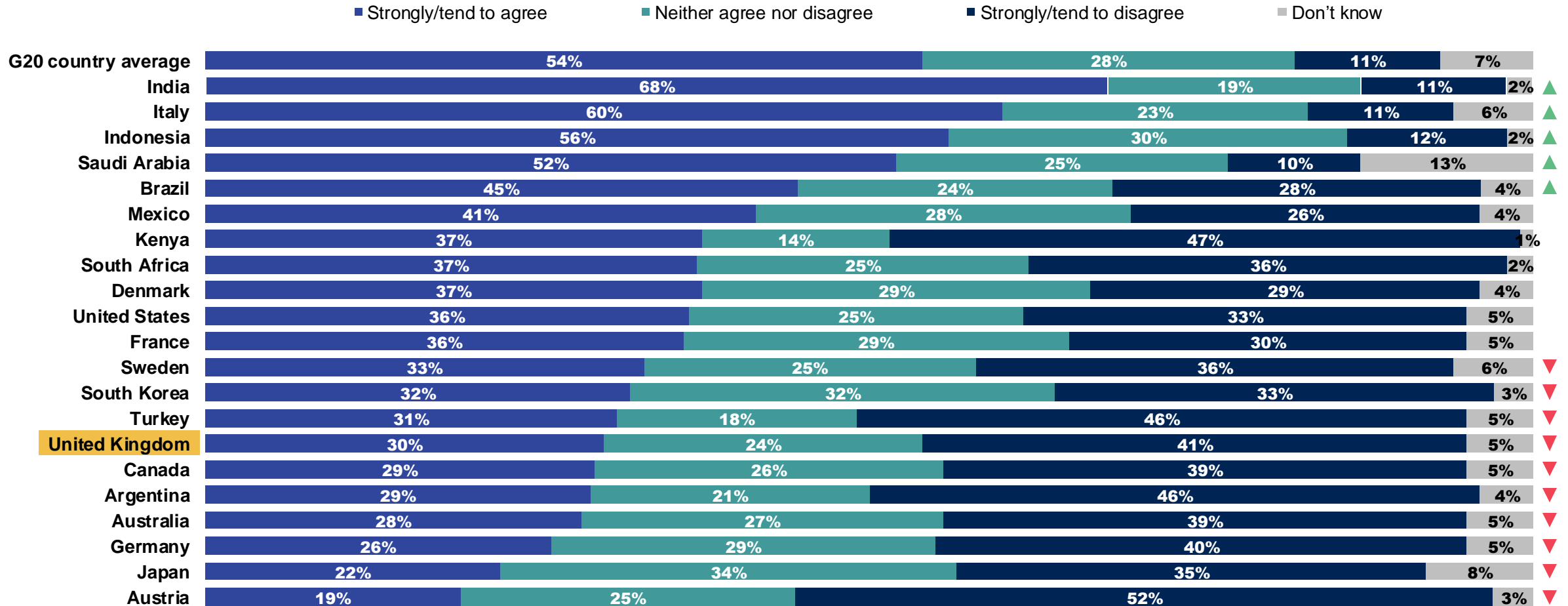


Base: 21,000 across 21 countries, 18 - 55-75, online interviews, 5th March – 8th April 2024. Argentina (1,000), Australia (1,000), Austria (1,000), Brazil (1,000), Canada (1,000), Denmark (1,000), France (1,000), Germany (1,000), India (1,000), Indonesia (1,000), Italy (1,000), Japan (1,000), Kenya (1,000), Mexico (1,000), Saudi Arabia (1,000), South Africa (1,000), South Korea (1,000), Sweden (1,000), Turkey (1,000), United Kingdom (1,000), United States (1,000). 'G20 country average' is an arithmetic average of 17 G20 countries surveyed (Argentina, Australia, Brazil, Canada, France, Germany, India, Indonesia, Italy, Japan, Mexico, Saudi Arabia, South Africa, South Korea, Turkey, United Kingdom, United States).



# We are all better off when some people get rich, because their spending and investment trickles down throughout [COUNTRY]'s society, leading to more wealth for all.

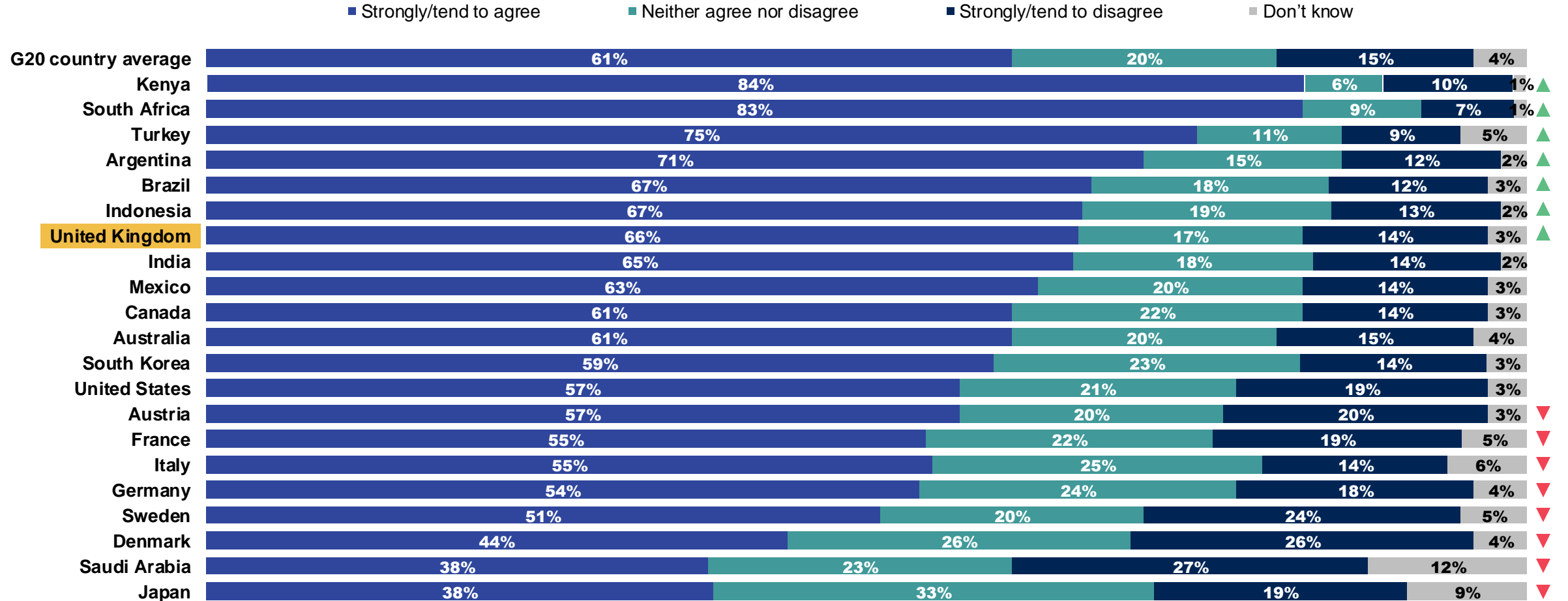
Q13. To what extent, if at all, do you agree or disagree with the following statements about the economy in your country?



Base: 21,000 across 21 countries, 18 - 55-75, online interviews, 5th March – 8th April 2024. Argentina (1,000), Australia (1,000), Austria (1,000), Brazil (1,000), Canada (1,000), Denmark (1,000), France (1,000), Germany (1,000), India (1,000), Indonesia (1,000), Italy (1,000), Japan (1,000), Kenya (1,000), Mexico (1,000), Saudi Arabia (1,000), South Africa (1,000), South Korea (1,000), Sweden (1,000), Turkey (1,000), United Kingdom (1,000), United States (1,000). 'G20 country average' is an arithmetic average of 17 G20 countries surveyed (Argentina, Australia, Brazil, Canada, France, Germany, India, Indonesia, Italy, Japan, Mexico, Saudi Arabia, South Africa, South Korea, Turkey, United Kingdom, United States).

# The economic system in [COUNTRY] hurts people who have least money.

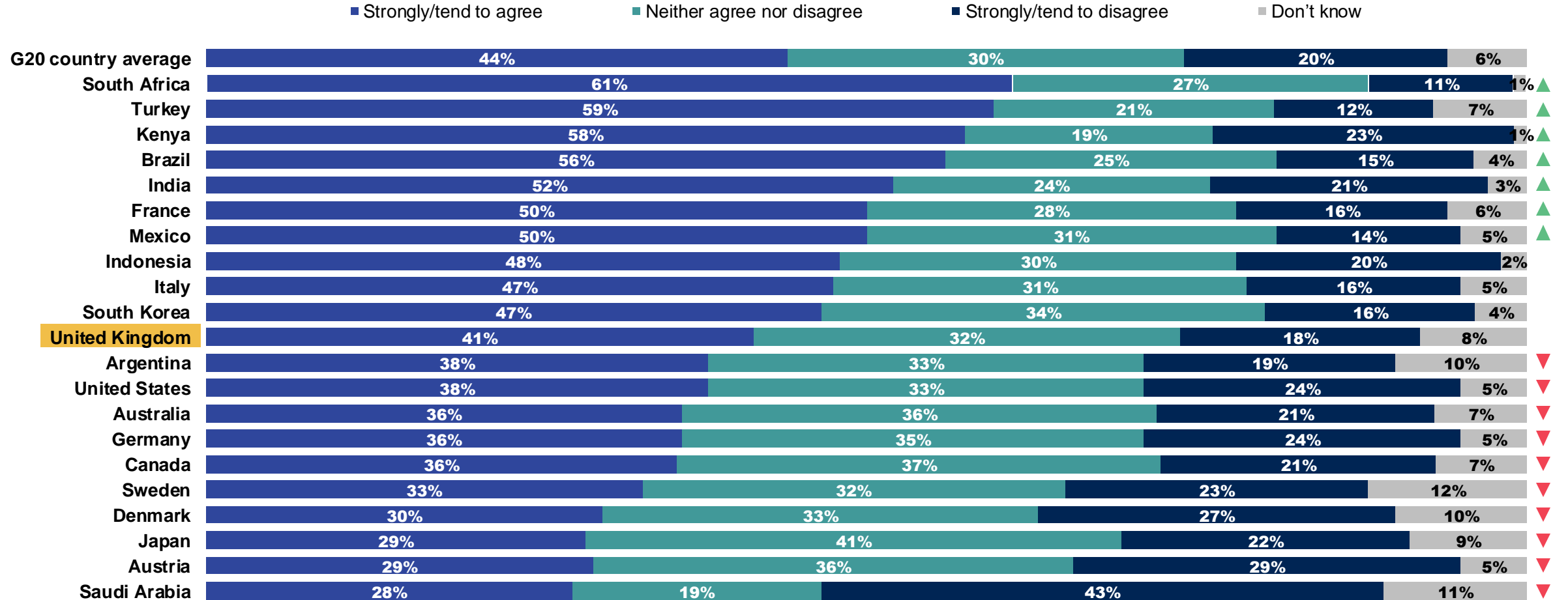
Q13. To what extent, if at all, do you agree or disagree with the following statements about the economy in your country?



Base: 21,000 across 21 countries, 18 - 55-75, online interviews, 5th March – 8th April 2024. Argentina (1,000), Australia (1,000), Austria (1,000), Brazil (1,000), Canada (1,000), Denmark (1,000), France (1,000), Germany (1,000), India (1,000), Indonesia (1,000), Italy (1,000), Japan (1,000), Kenya (1,000), Mexico (1,000), Saudi Arabia (1,000), South Africa (1,000), South Korea (1,000), Sweden (1,000), Turkey (1,000), United Kingdom (1,000), United States (1,000). 'G20 country average' is an arithmetic average of 17 G20 countries surveyed (Argentina, Australia, Brazil, Canada, France, Germany, India, Indonesia, Italy, Japan, Mexico, Saudi Arabia, South Africa, South Korea, Turkey, United Kingdom, United States).

# The economic system in [COUNTRY] is bad for the environment.

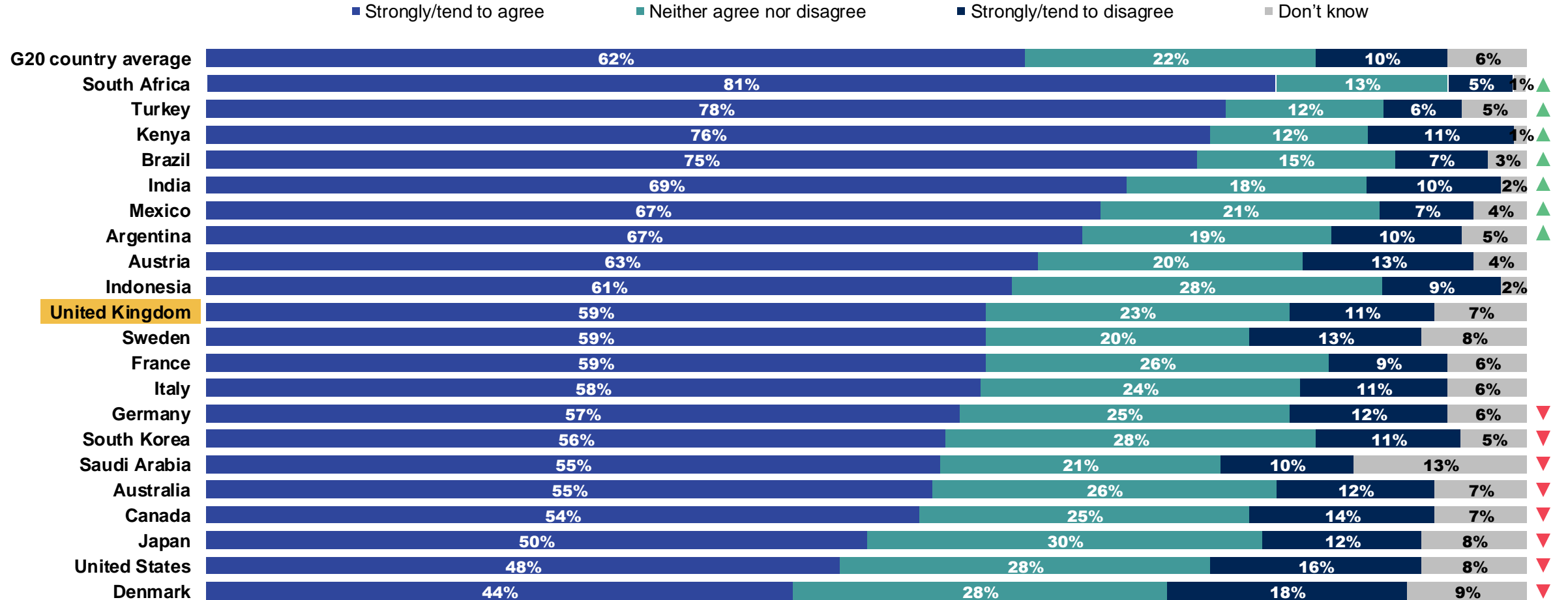
Q13. To what extent, if at all, do you agree or disagree with the following statements about the economy in your country?



Base: 21,000 across 21 countries, 18 - 55-75, online interviews, 5th March – 8th April 2024. Argentina (1,000), Australia (1,000), Austria (1,000), Brazil (1,000), Canada (1,000), Denmark (1,000), France (1,000), Germany (1,000), India (1,000), Indonesia (1,000), Italy (1,000), Japan (1,000), Kenya (1,000), Mexico (1,000), Saudi Arabia (1,000), South Africa (1,000), South Korea (1,000), Sweden (1,000), Turkey (1,000), United Kingdom (1,000), United States (1,000). 'G20 country average' is an arithmetic average of 17 G20 countries surveyed (Argentina, Australia, Brazil, Canada, France, Germany, India, Indonesia, Italy, Japan, Mexico, Saudi Arabia, South Africa, South Korea, Turkey, United Kingdom, United States).

# The way the world's economy works now is unfair to poorer countries.

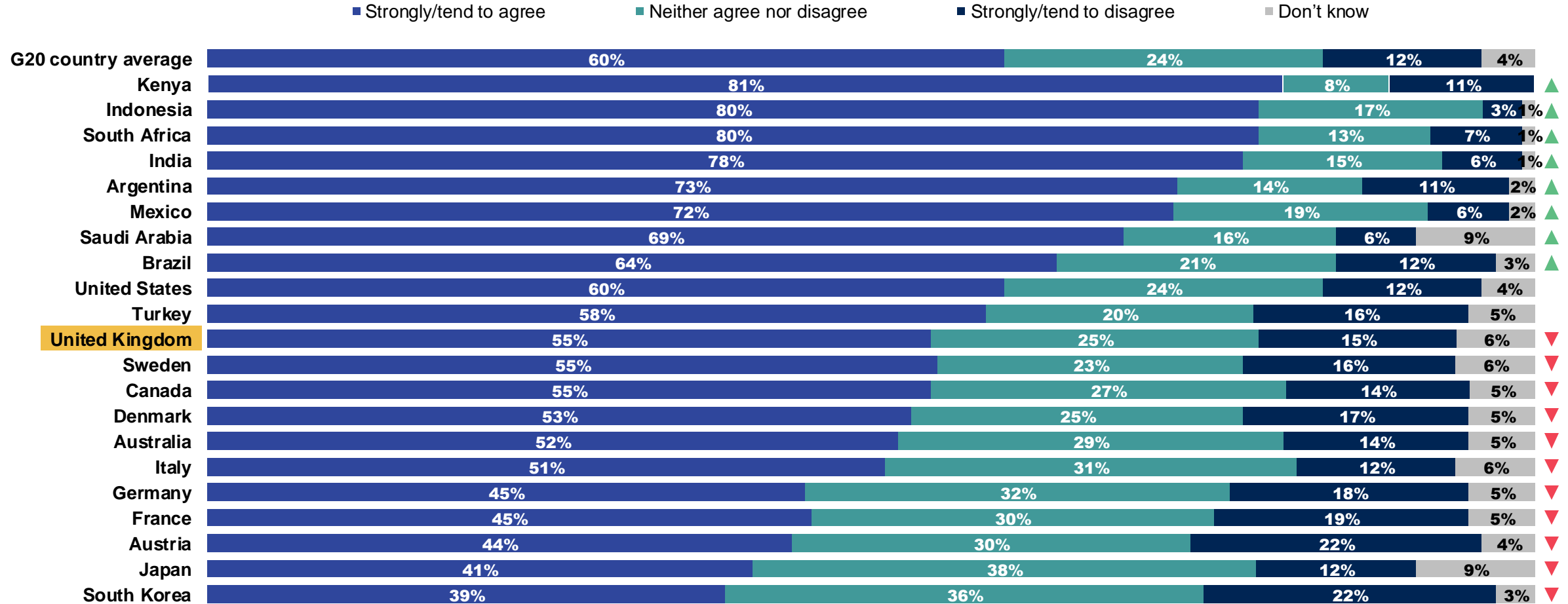
Q13. To what extent, if at all, do you agree or disagree with the following statements about the economy in your country?



Base: 21,000 across 21 countries, 18 - 55-75, online interviews, 5th March – 8th April 2024. Argentina (1,000), Australia (1,000), Austria (1,000), Brazil (1,000), Canada (1,000), Denmark (1,000), France (1,000), Germany (1,000), India (1,000), Indonesia (1,000), Italy (1,000), Japan (1,000), Kenya (1,000), Mexico (1,000), Saudi Arabia (1,000), South Africa (1,000), South Korea (1,000), Sweden (1,000), Turkey (1,000), United Kingdom (1,000), United States (1,000). 'G20 country average' is an arithmetic average of 17 G20 countries surveyed (Argentina, Australia, Brazil, Canada, France, Germany, India, Indonesia, Italy, Japan, Mexico, Saudi Arabia, South Africa, South Korea, Turkey, United Kingdom, United States).

# Focusing on economic growth in [COUNTRY] is the best way to achieve wealth and wellbeing for all who live here.

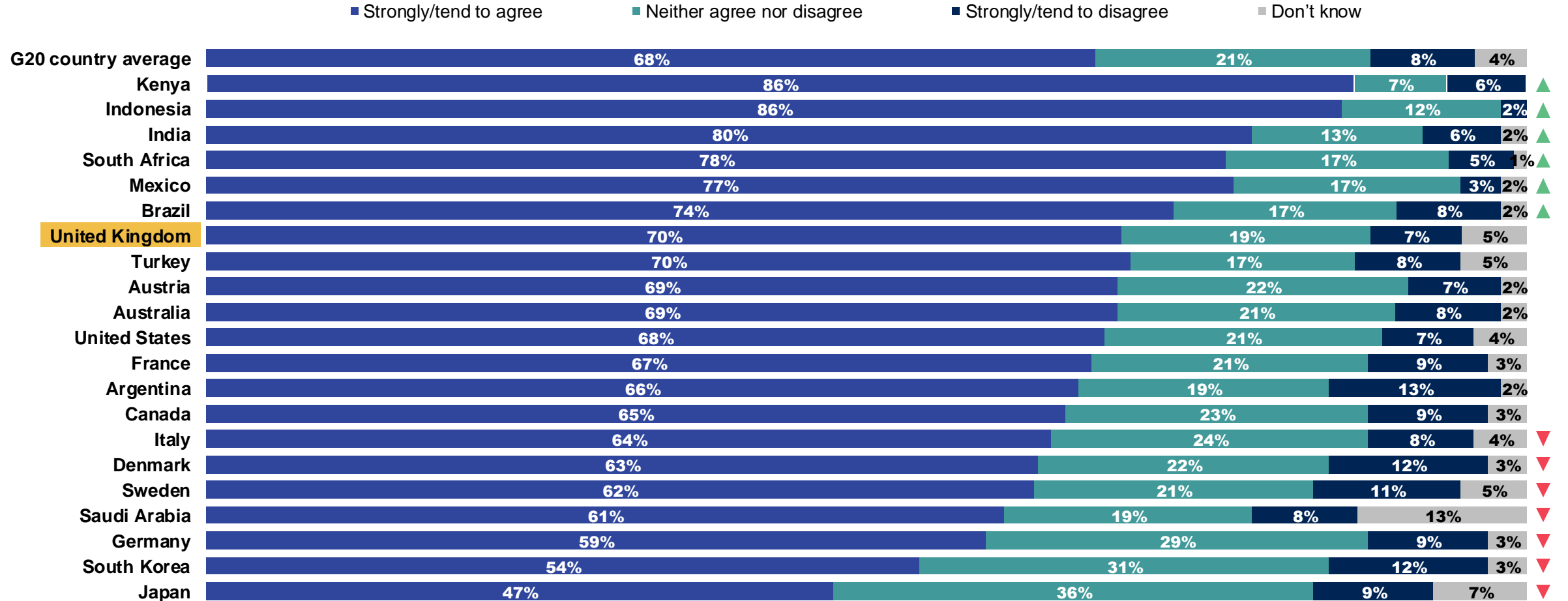
Q13. To what extent, if at all, do you agree or disagree with the following statements about the economy in your country?



Base: 21,000 across 21 countries, 18 - 55-75, online interviews, 5th March – 8th April 2024. Argentina (1,000), Australia (1,000), Austria (1,000), Brazil (1,000), Canada (1,000), Denmark (1,000), France (1,000), Germany (1,000), India (1,000), Indonesia (1,000), Italy (1,000), Japan (1,000), Kenya (1,000), Mexico (1,000), Saudi Arabia (1,000), South Africa (1,000), South Korea (1,000), Sweden (1,000), Turkey (1,000), United Kingdom (1,000), United States (1,000). 'G20 country average' is an arithmetic average of 17 G20 countries surveyed (Argentina, Australia, Brazil, Canada, France, Germany, India, Indonesia, Italy, Japan, Mexico, Saudi Arabia, South Africa, South Korea, Turkey, United Kingdom, United States).

# The way [COUNTRY]'s economy works should prioritise the health and wellbeing of people and nature rather than focusing solely on profit and increasing wealth in [COUNTRY].

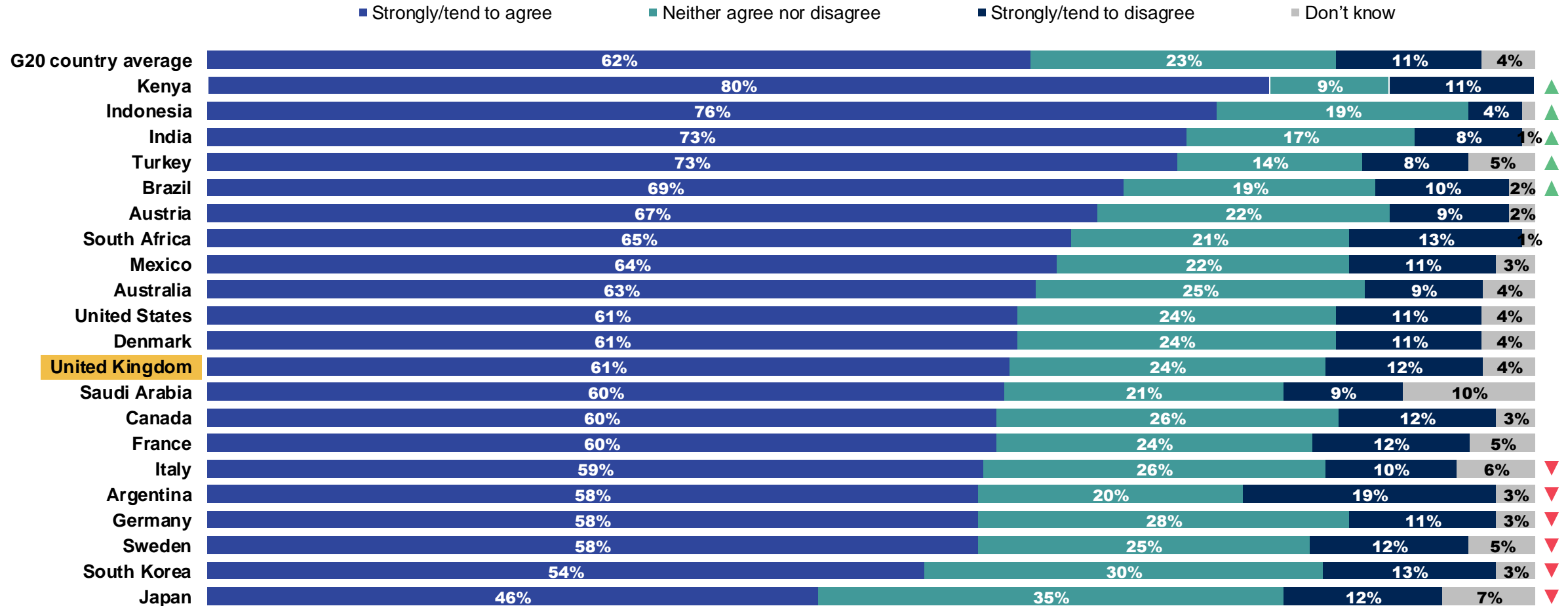
Q13. To what extent, if at all, do you agree or disagree with the following statements about the economy in your country?



Base: 21,000 across 21 countries, 18 - 55-75, online interviews, 5th March – 8th April 2024. Argentina (1,000), Australia (1,000), Austria (1,000), Brazil (1,000), Canada (1,000), Denmark (1,000), France (1,000), Germany (1,000), India (1,000), Indonesia (1,000), Italy (1,000), Japan (1,000), Kenya (1,000), Mexico (1,000), Saudi Arabia (1,000), South Africa (1,000), South Korea (1,000), Sweden (1,000), Turkey (1,000), United Kingdom (1,000), United States (1,000). 'G20 country average' is an arithmetic average of 17 G20 countries surveyed (Argentina, Australia, Brazil, Canada, France, Germany, India, Indonesia, Italy, Japan, Mexico, Saudi Arabia, South Africa, South Korea, Turkey, United Kingdom, United States).

# The economic success of a country should be measured by the health and wellbeing of its citizens, not how fast the economy is growing.

Q13. To what extent, if at all, do you agree or disagree with the following statements about the economy in your country?



Base: 21,000 across 21 countries, 18 - 55-75, online interviews, 5th March – 8th April 2024. Argentina (1,000), Australia (1,000), Austria (1,000), Brazil (1,000), Canada (1,000), Denmark (1,000), France (1,000), Germany (1,000), India (1,000), Indonesia (1,000), Italy (1,000), Japan (1,000), Kenya (1,000), Mexico (1,000), Saudi Arabia (1,000), South Africa (1,000), South Korea (1,000), Sweden (1,000), Turkey (1,000), United Kingdom (1,000), United States (1,000). 'G20 country average' is an arithmetic average of 17 G20 countries surveyed (Argentina, Australia, Brazil, Canada, France, Germany, India, Indonesia, Italy, Japan, Mexico, Saudi Arabia, South Africa, South Korea, Turkey, United Kingdom, United States).

# To what extent, if at all, do you agree or disagree with the following statements about the economy in your country? (Strongly / tend to agree).

Q13. To what extent, if at all, do you agree or disagree with the following statements about the economy in your country?

	Total (A)	Gender		Household income			Age					
		Male (B)	Female (C)	Low (D)	Middle (E)	High (F)	18-24 (G)	25-34 (H)	35-44 (I)	45-54 (J)	55-64 (K)	65-75 (L)
The way economy works should prioritise the health and wellbeing of people and nature rather than focusing solely on profit and increasing wealth in the UK	70%	73%	67%	68%	71%	74%	71%	76%	68%	63%	68%	73%
	J	A				A		AJ				J
The economic system in the UK hurts people who have least money	66%	67%	64%	68%	69%	63%	61%	65%	66%	66%	67%	67%
There's too much economic inequality in the UK these days	65%	65%	64%	64%	67%	65%	57%	63%	63%	68%	69%	66%
										G	G	
The economic success of a country should be measured by the health and wellbeing of its citizens, not how fast the economy is growing	61%	62%	59%	59%	64%	64%	56%	70%	59%	56%	61%	60%
								AGIJL				
The way the world's economy works now is unfair to poorer countries	59%	62%	56%	59%	60%	62%	63%	67%	54%	61%	55%	58%
								AIK				
Focusing on economic growth in the UK is the best way to achieve wealth and wellbeing for all who live here	55%	61%	49%	48%	63%	62%	36%	66%	54%	54%	58%	55%
	CDG	AC			AD	AD		AGIJL	G	G	G	G
The economic system in the UK is bad for the environment	41%	46%	37%	42%	40%	47%	48%	54%	38%	42%	35%	30%
	DL	AC				A	L	AIJKL		L		
We are all better off when some people get rich, because spending and investment trickles down, leading to more wealth for all	30%	37%	23%	23%	32%	40%	30%	45%	30%	22%	26%	23%
	CDJ	AC			D	AD		AGIJKL				

Base: UK, 1,000 adults aged 18 to 75, interviewed online in March and April 2024.  
For subgroup base sizes, please see Methodology.

Green letters show that column % is significantly higher than the column indicated by the letter. Subgroups sig tested against total and comparable others (i.e. male vs female; low vs middle vs high household income; 18-24 vs 25-34 vs 35-44 vs 45-54 vs 55-64 vs 65-75).



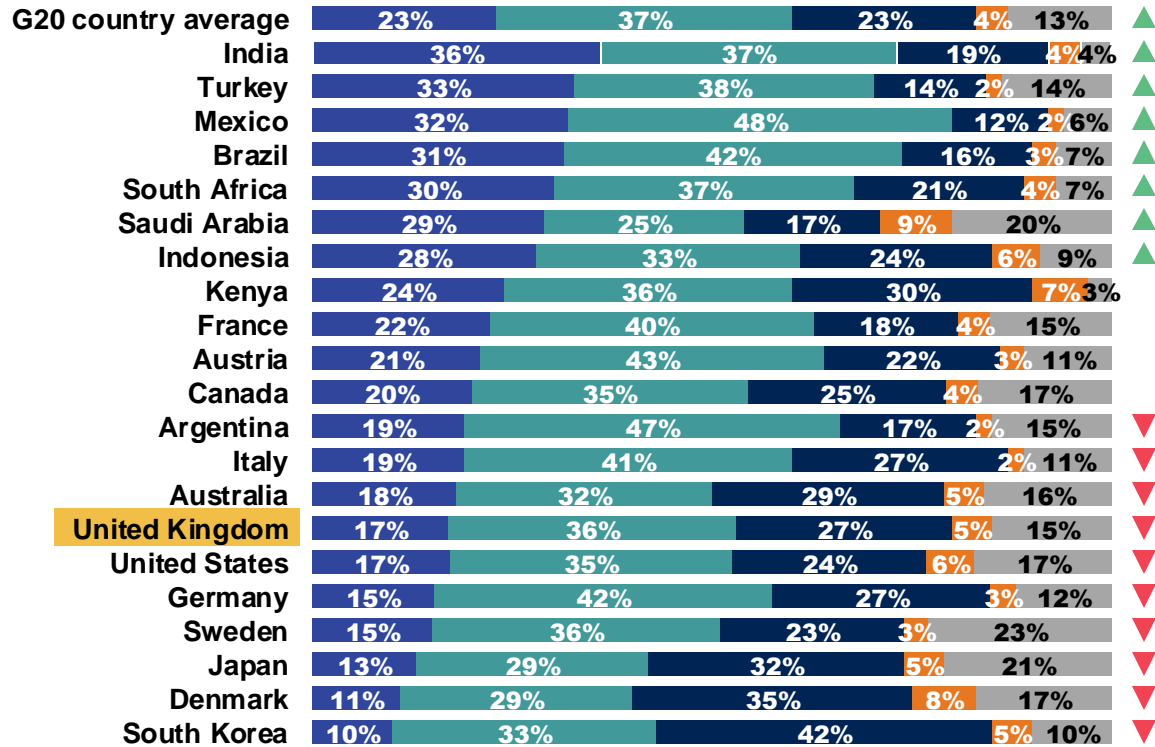


# Which comes closest to your view about the following political systems?

Q14. Which comes closest to your view about the following political systems?

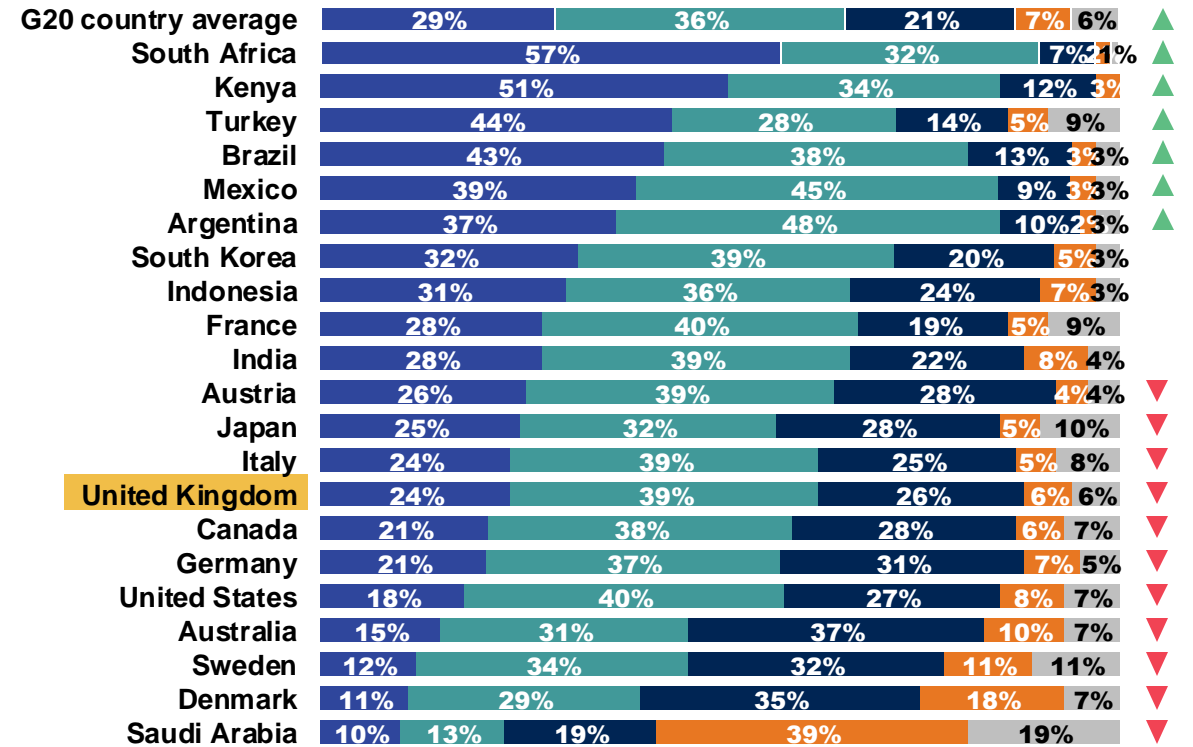
## The global political system

- It needs to be completely reformed
- It needs minor changes
- Don't know
- It needs major changes
- It doesn't need to be changed



## The political system of [COUNTRY]

- It needs to be completely reformed
- It needs minor changes
- Don't know
- It needs major changes
- It doesn't need to be changed



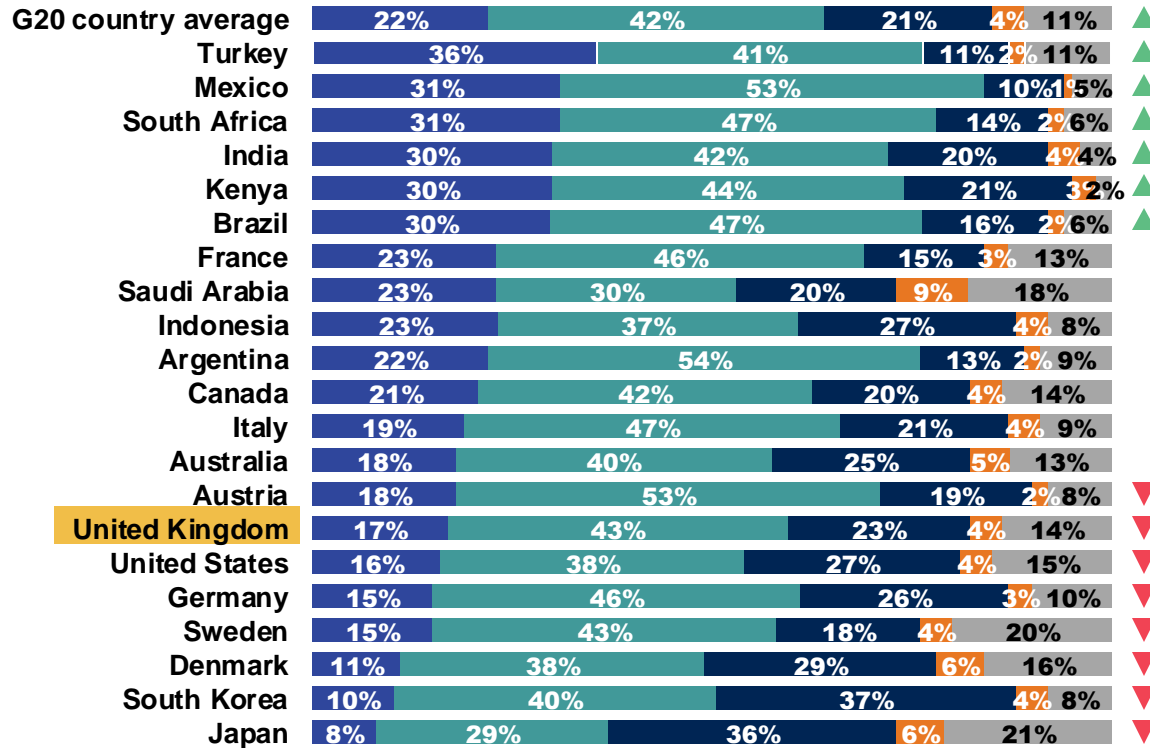
Base: 21,000 across 21 countries, 18 - 55-75, online interviews, 5th March – 8th April 2024. Argentina (1,000), Australia (1,000), Austria (1,000), Brazil (1,000), Canada (1,000), Denmark (1,000), France (1,000), Germany (1,000), India (1,000), Indonesia (1,000), Italy (1,000), Japan (1,000), Kenya (1,000), Mexico (1,000), Saudi Arabia (1,000), South Africa (1,000), South Korea (1,000), Sweden (1,000), Turkey (1,000), United Kingdom (1,000), United States (1,000). 'G20 country average' is an arithmetic average of 17 G20 countries surveyed (Argentina, Australia, Brazil, Canada, France, Germany, India, Indonesia, Italy, Japan, Mexico, Saudi Arabia, South Africa, South Korea, Turkey, United Kingdom, United States).

# Which comes closest to your view about the following economic systems?

Q14. Which comes closest to your view about the following political systems?

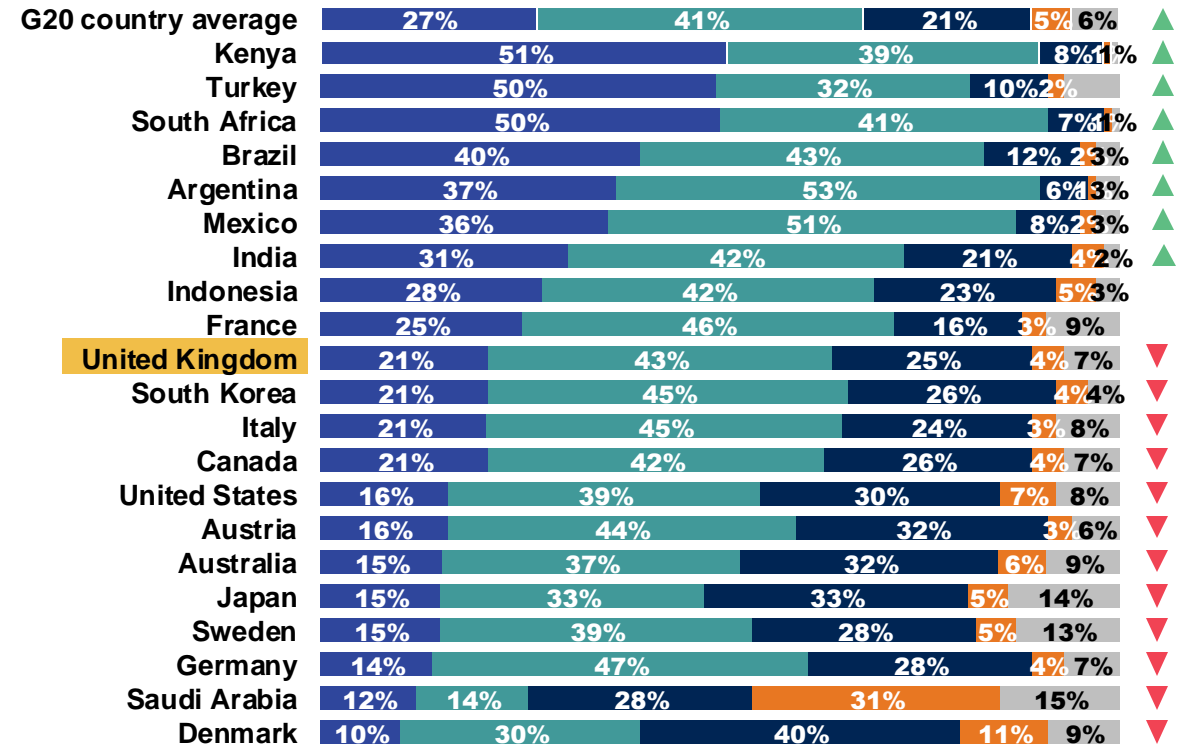
## The global economic system

- It needs to be completely reformed
- It needs minor changes
- Don't know
- It needs major changes
- It doesn't need to be changed



## The economic system of [COUNTRY]

- It needs to be completely reformed
- It needs minor changes
- Don't know
- It needs major changes
- It doesn't need to be changed



Base: G20 (excluding China) average, 17,000 adults aged 18 to 55-75. All countries (excluding China) 21,000 adults aged 18 to 55-75. UK, 1,000 adults aged 18 to 75. All interviewed online in March and April 2024.

# Values and demographics

# 03

# To what extent are you optimistic or pessimistic about each of the following... (Very / somewhat optimistic).

Q2. To what extent are you optimistic or pessimistic about each of the following...

	Total (A)	Gender		Household income			Age					
		Male (B)	Female (C)	Low (D)	Middle (E)	High (F)	18-24 (G)	25-34 (H)	35-44 (I)	45-54 (J)	55-64 (K)	65-75 (L)
Your future	57%	59%	57%	44%	62%	72%	63%	71%	63%	53%	46%	48%
	DKL				D	ADE	KL	AJKL	KL			
The future of your country	30%	34%	26%	19%	34%	43%	33%	45%	41%	22%	16%	19%
	CDJKL	AC			D	ADE	JKL	AGJKL	AJKL			
The future of the world	25%	29%	21%	17%	24%	37%	33%	43%	35%	15%	9%	14%
	CDJKL	AC				ADE	AJKL	AJKL	AJKL			

Base: UK, 1,000 adults aged 18 to 75, interviewed online in March and April 2024.  
For subgroup base sizes, please see Methodology.

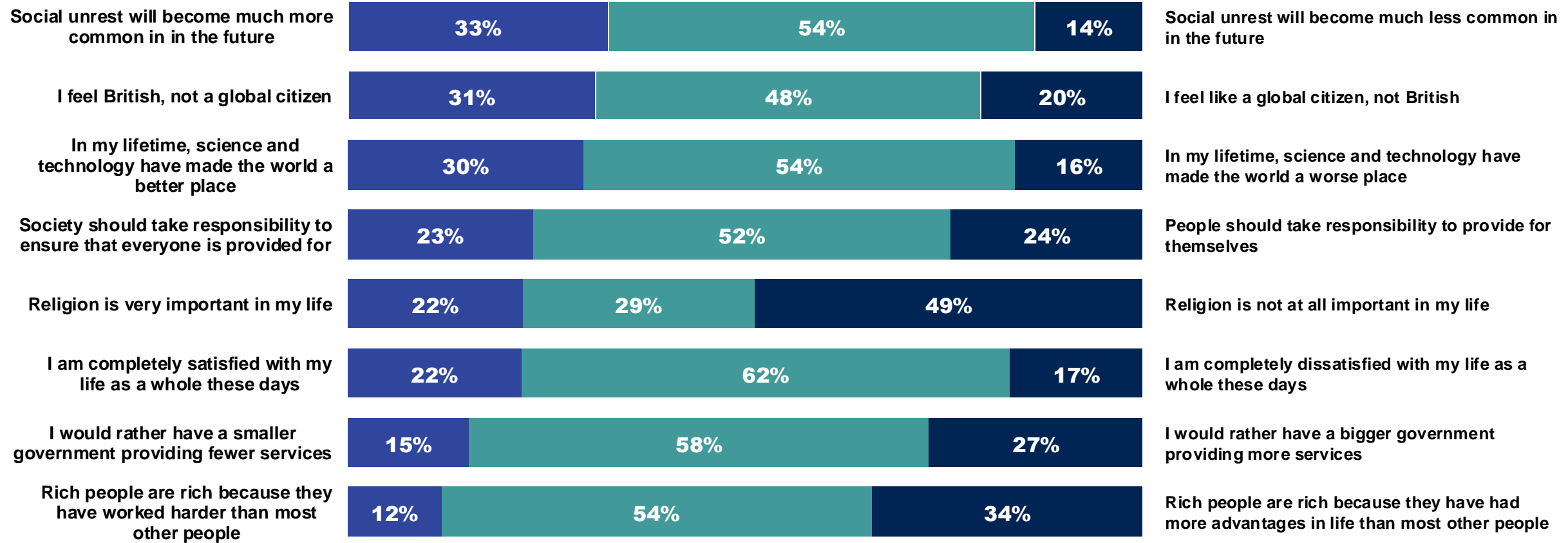
Green letters show that column % is significantly higher than the column indicated by the letter. Subgroups sig tested against total and comparable others (i.e. male vs female; low vs middle vs high household income; 18-24 vs 25-34 vs 35-44 vs 45-54 vs 55-64 vs 65-75).



# Please now give us your views on the following issues. We will show you two statements – please tell us which of these statements is closer to your beliefs.

Q3. 1 means you agree completely with the statement on the left; 7 means you agree completely with the statement on the right; and if your views fall somewhere in between, you can choose any number in between.

■ Net: 1-2      ■ Net: 3-5      ■ Net: 6-7



Base: UK, 1,000 adults aged 18 to 75, interviewed online in March and April 2024.



# How satisfied are you with the financial situation of your household?

# How exposed, if at all, are you personally to environmental and climate related risks, and threats?

QD4. How satisfied are you with the financial situation of your household?

QD5. How exposed, if at all, are you personally to environmental and climate related risks, and threats?

		Total (A)	Gender		Household income			Age					
			Male (B)	Female (C)	Low (D)	Middle (E)	High (F)	18-24 (G)	25-34 (H)	35-44 (I)	45-54 (J)	55-64 (K)	65-75 (L)
How satisfied are you with the financial situation of your household?	NET: Very/fairly satisfied	51%	55%	48%	33%	56%	74%	43%	58%	52%	44%	54%	56%
		CDJ	AC			D	ADE		AGJ			J	J
How exposed, if at all, are you personally to environmental and climate related risks, and threats?	NET: Very/fairly dissatisfied	25%	21%	28%	40%	23%	10%	25%	24%	25%	28%	26%	19%
		BF		AB	AEF	F					L		
How exposed, if at all, are you personally to environmental and climate related risks, and threats?	NET: Very/somewhat exposed	35%	35%	36%	32%	38%	40%	47%	44%	40%	37%	23%	21%
		KL					AD	AKL	AKL	KL	KL		
How exposed, if at all, are you personally to environmental and climate related risks, and threats?	NET: Not very/not at all exposed	60%	62%	59%	62%	60%	57%	48%	51%	56%	58%	73%	76%
		GH										AGHIJ	AGHIJ

Base: UK, 1,000 adults aged 18 to 75, interviewed online in March and April 2024.  
For subgroup base sizes, please see Methodology.

Green letters show that column % is significantly higher than the column indicated by the letter. Subgroups sig tested against total and comparable others (i.e. male vs female; low vs middle vs high household income; 18-24 vs 25-34 vs 35-44 vs 45-54 vs 55-64 vs 65-75).



# Methodology

# 04

# Objectives and methodology.

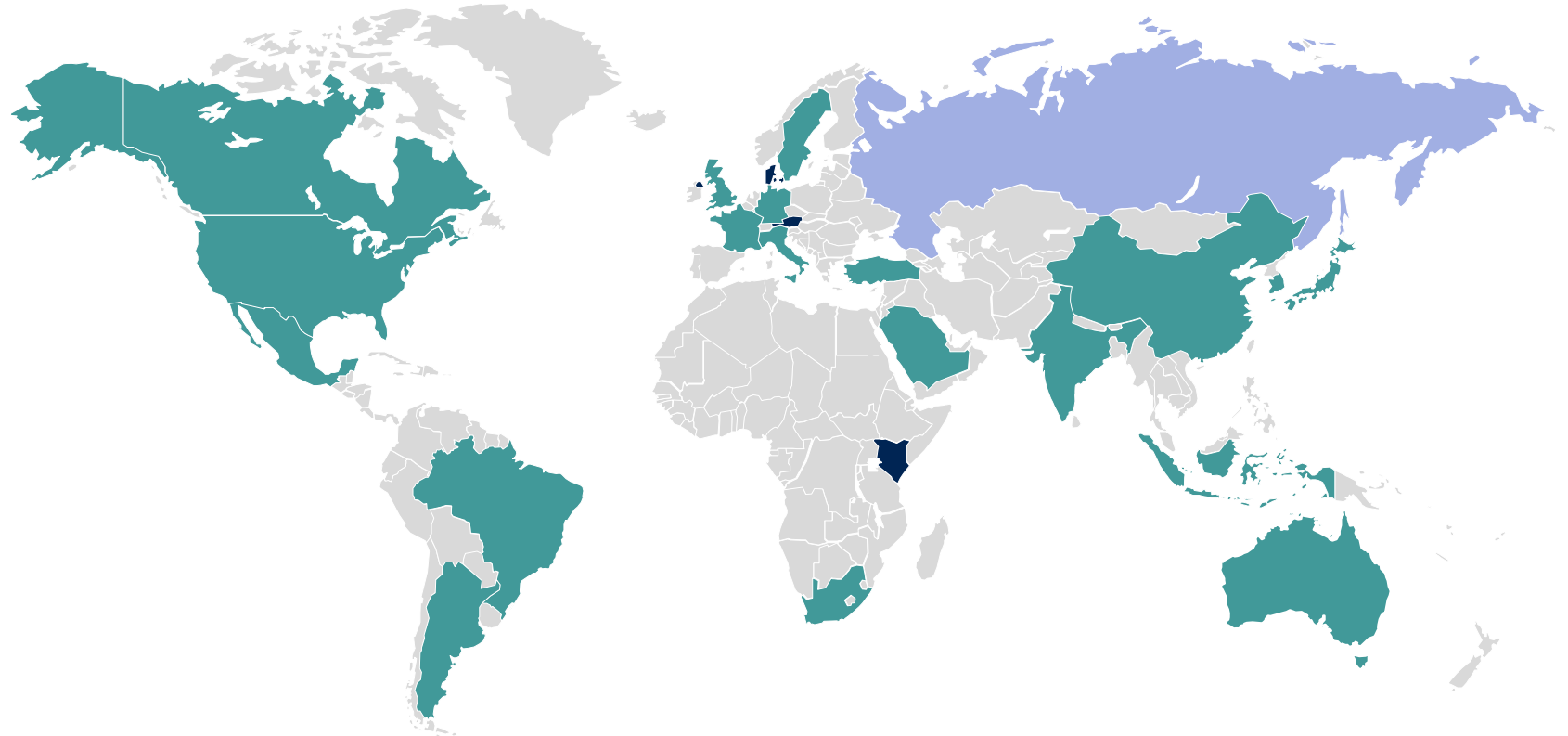
- Commissioned by Earth4All and the Global Commons Alliance, in partnership with The Policy Institute Kings College, Wellbeing Alliance, ISWE, and Wellbeing Economy Alliance, Ipsos conducted research to understand **attitudes to societal transformations, political / economic systems and planetary stewardship**. Questions focused on: values and worldviews, attitudes towards nature and planetary stewardship, attitudes towards national and global political and economic systems, levels of support for Earth4All policy recommendations. **This report focuses on attitudes towards national and global political and economic systems, and levels of support for Earth4All policy proposals.**
- Ipsos surveyed **22,000 participants aged 18 to 55-75 in total across 22 countries**. This included 18 G20 countries (Argentina (1,000), Australia (1,000), Brazil (1,000), Canada (1,000), China (1,000), France (1,000), Germany (1,000), India (1,000), Indonesia (1,000), Italy (1,000), Japan (1,000), Mexico (1,000), Saudi Arabia (1,000), South Africa (1,000), South Korea (1,000), Turkey (1,000), United Kingdom (1,000), United States (1,000)), plus four countries outside the G20 (Austria (1,000), Denmark (1,000), Kenya (1,000) and Sweden (1,000)). Not all questions were asked in China. All interviews were conducted online and took place between **5th March and 8th April 2024**.
- **Quota sampling** was used, and in each country data are **weighted to be representative of the national population on age, gender, region and working status**. Where results do not sum to 100, this may be due to rounding, multiple responses, or the exclusion of 'don't know' categories.
- **This report presents a 'G20 country average'** and compares individual countries against this. Overall 'G20 country average' percentage is an arithmetic average of national results across the 18 G20 countries surveyed (or 17 G20 countries in the case of questions that were not asked in China), where the results from each country have the same weight and are not pro-rata to the true population proportions for this audience.
- This report presents the findings from the **UK**, comparing responses with the other nations surveyed. This study also compares responses from different demographic groups in the UK. In **the UK, 1,000 participants aged 18-75 were interviewed** in English between 5th March and 8th April 2024.



# Methodology: study coverage.

22 countries were included in the study, a total of **22,000 participants** from age 18 to 55-75.

Some questions that were asked were also run in the [Global Commons Survey in 2021](#). Where this is the case, trend data has been shown for those countries included in both the 2021 and 2024 studies.



■ Countries new to survey in 2024   ■ Countries surveyed in 2021 & 2024   ■ Countries surveyed in 2021 only

# Methodology: demographics/subgroups bases.

Unweighted 1000 / Weighted 1000	
<b>Gender</b>	
Male	485 / 491
	48% / 49%
Female	505 / 499
	50% / 50%
<b>Employment Status</b>	
Working	671 / 672
	67% / 67%
Not working	329 / 328
	33% / 33%
<b>Education</b>	
Secondary	374 / 374
	37% / 37%
Degree or above	626 / 626
	63% / 63%
<b>Household Income</b>	
Low	373 / 373
	37% / 37%
Middle	225 / 225
	22% / 23%
High	327 / 328
	33% / 33%
<b>Children in Household</b>	
Yes	340 / 341
	35% / 34%
No	654 / 653
	66% / 66%

Unweighted 1000 / Weighted 1000	
<b>Age</b>	
18-24	119 / 119
	12% / 12%
25-34	190 / 190
	19% / 19%
35-44	177 / 177
	18% / 18%
45-54	193 / 193
	19% / 19%
55-64	170 / 170
	17% / 17%
65-75	151 / 150
	15% / 15%
<b>Region</b>	
Greater London	137 / 137
	14% / 14%
Midlands	160 / 160
	16% / 16%
North West	110 / 109
	11% / 11%
North & Yorkshire	122 / 122
	12% / 12%
Northern Ireland	28 / 28
	3% / 3%
Scotland	84 / 84
	8% / 8%
South East & Anglia	228 / 228
	23% / 23%
South West & Wales	131 / 131
	13% / 13%

**Please note: any use of the data from this research in the public domain will need to be signed-off by Ipsos's Polls for Publication team.**

# Ipsos Standards & Accreditations

Ipsos's standards & accreditations provide our clients with the peace of mind that they can always depend on us to deliver reliable, sustainable findings. Moreover, our focus on quality and continuous improvement means we have embedded a 'right first time' approach throughout our organisation.



**ISO 20252** – is the international specific standard for market, opinion and social research, including insights and data analytics. Ipsos in the UK was the first company in the world to gain this accreditation.



**MRS Company Partnership** – By being an MRS Company Partner, Ipsos UK endorse and support the core MRS brand values of professionalism, research excellence and business effectiveness, and commit to comply with the MRS Code of Conduct throughout the organisation & we were the first company to sign our organisation up to the requirements & self-regulation of the MRS Code; more than 350 companies have followed our lead.



**ISO 9001** – International general company standard with a focus on continual improvement through quality management systems. In 1994 we became one of the early adopters of the ISO 9001 business standard.



**ISO 27001** – International standard for information security designed to ensure the selection of adequate and proportionate security controls. Ipsos UK was the first research company in the UK to be awarded this in August 2008.



**The UK General Data Protection Regulation (UK GDPR) & the UK Data Protection Act 2018 (DPA)** – Ipsos UK is required to comply with the UK General Data Protection Regulation and the UK Data Protection Act; it covers the processing of personal data and the protection of privacy.



**HMG Cyber Essentials** – A government backed and key deliverable of the UK's National Cyber Security Programme. Ipsos UK was assessment validated for certification in 2016. Cyber Essentials defines a set of controls which, when properly implemented, provide organisations with basic protection from the most prevalent forms of threat coming from the internet.



**Fair Data** – Ipsos UK is signed up as a 'Fair Data' Company by agreeing to adhere to twelve core principles. The principles support and complement other standards such as ISOs, and the requirements of Data Protection legislation.

---

**This work was carried out in accordance with the requirements of the international quality standard for market research, ISO 20252 and with the Ipsos UK Terms and Conditions.**

# Appendix: Trending vs Global Commons research

# 05

# The way [COUNTRY]'s economy works should prioritise the health and wellbeing of people and nature rather than focusing solely on profit and increasing wealth in [COUNTRY]. (Strongly / tend to agree).

Q13. To what extent, if at all, do you agree or disagree with the following statements about the economy in your country?

	2021	2023	
G20*	74%	68%	▼
Argentina	73%	66%	▼
Australia	71%	69%	▼
Brazil	78%	74%	
Canada	69%	65%	▼
France	75%	67%	▼
United Kingdom	69%	70%	
Germany	73%	59%	▼
India	77%	80%	
Indonesia	86%	86%	
Italy	77%	64%	▼
Japan	61%	47%	▼
Saudi Arabia	59%	61%	
South Korea	71%	54%	▼
Mexico	79%	77%	
South Africa	78%	78%	
Turkey	85%	70%	▼
United States	68%	68%	
Sweden	56%	62%	▲

Base= 2021=18,655; 2023=19,000. \*Please note that G20 average in 2021 included Russia.