

# Earth for All Survey 2024

## Italy

**G20+ Global Report: attitudes to political and economic transformation**

**Commissioned by Earth4All and the Global Commons Alliance**

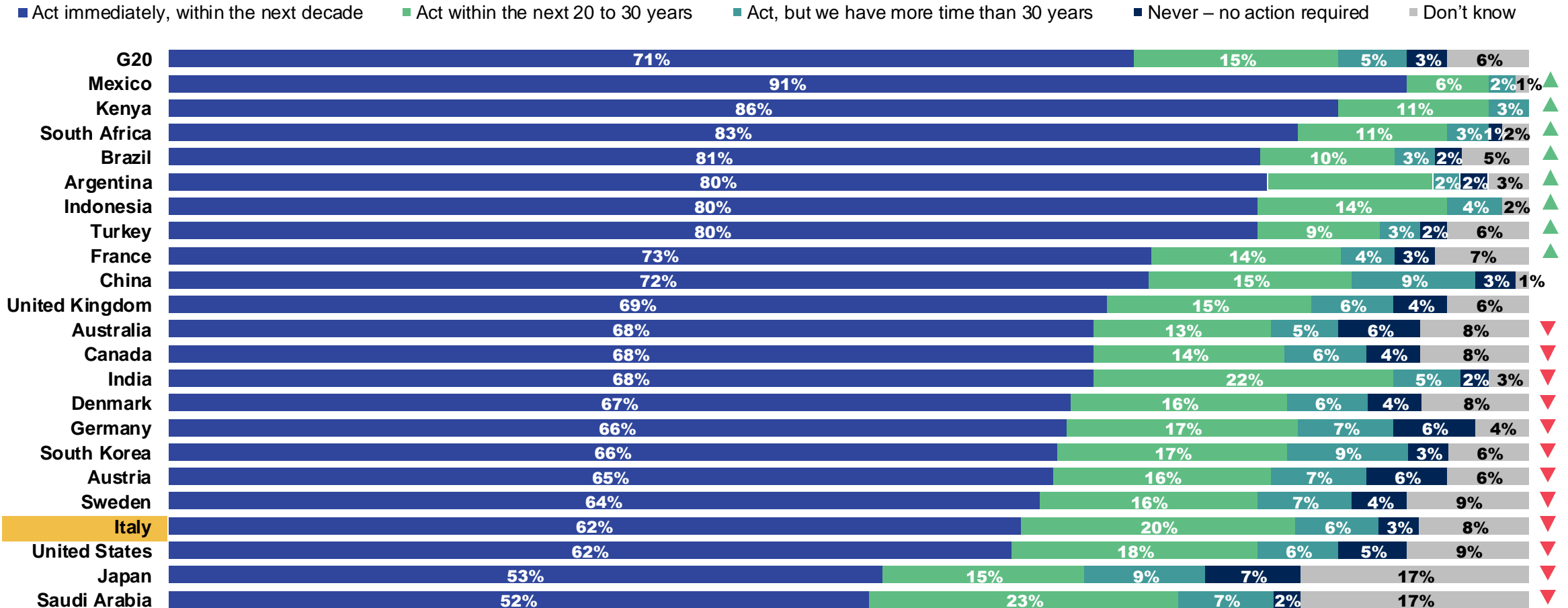
Partners: The Policy Institute Kings College, ISWE, Wellbeing Economy Alliance

# Support for proposals

# 01

# Thinking about climate change and protecting nature, how quickly do you think the world needs to take major action to reduce carbon emissions from electricity, transport, food, industry, and buildings?

Q6. Thinking about climate change and protecting nature, how quickly do you think the world needs to take major action to reduce carbon emissions from electricity, transport, food, industry, and buildings? Please select the option that best reflects your understanding and opinion of the urgency.



Base: 22,000 across 22 countries, 18 - 55-75, online interviews, 5th March – 8th April 2024. Argentina (1,000), Australia (1,000), Austria (1,000), Brazil (1,000), Canada (1,000), China (1,000), Denmark (1,000), France (1,000), Germany (1,000), India (1,000), Indonesia (1,000), Italy (1,000), Japan (1,000), Kenya (1,000), Mexico (1,000), Saudi Arabia (1,000), South Africa (1,000), South Korea (1,000), Sweden (1,000), Turkey (1,000), United Kingdom (1,000), United States (1,000). 'G20 country average' is an arithmetic average of 18 G20 countries surveyed (Argentina, Australia, Brazil, Canada, China, France, Germany, India, Indonesia, Italy, Japan, Mexico, Saudi Arabia, South Africa, South Korea, Turkey, United Kingdom, United States).

# Thinking about climate change and protecting nature, how quickly do you think the world needs to take major action to reduce carbon emissions from electricity, transport, food, industry, and buildings?

Q6. Thinking about climate change and protecting nature, how quickly do you think the world needs to take major action to reduce carbon emissions from electricity, transport, food, industry, and buildings? Please select the option that best reflects your understanding and opinion of the urgency.

	Total (A)	Gender		Household income			Age				
		Male (B)	Female (C)	Low (D)	Middle (E)	High (F)	18-24 (G)	25-34 (H)	35-44 (I)	45-54 (J)	55-65 (K)
Act immediately, within the next decade	62%	63%	61%	58%	61%	68%	64%	51%	67%	60%	67%
	DH					AD	H		H		H
Act within the next 20 to 30 years	20%	19%	23%	21%	21%	22%	23%	29%	16%	22%	15%
								AIK			
Act, but we have more time than 30 years	6%	8%	5%	8%	5%	6%	7%	9%	7%	4%	6%
								J			
Never – no action required	3%	4%	3%	5%	3%	2%	2%	2%	4%	4%	3%
										F	
Don't know	8%	7%	9%	9%	10%	2%	4%	8%	6%	9%	9%
	F			F	F						

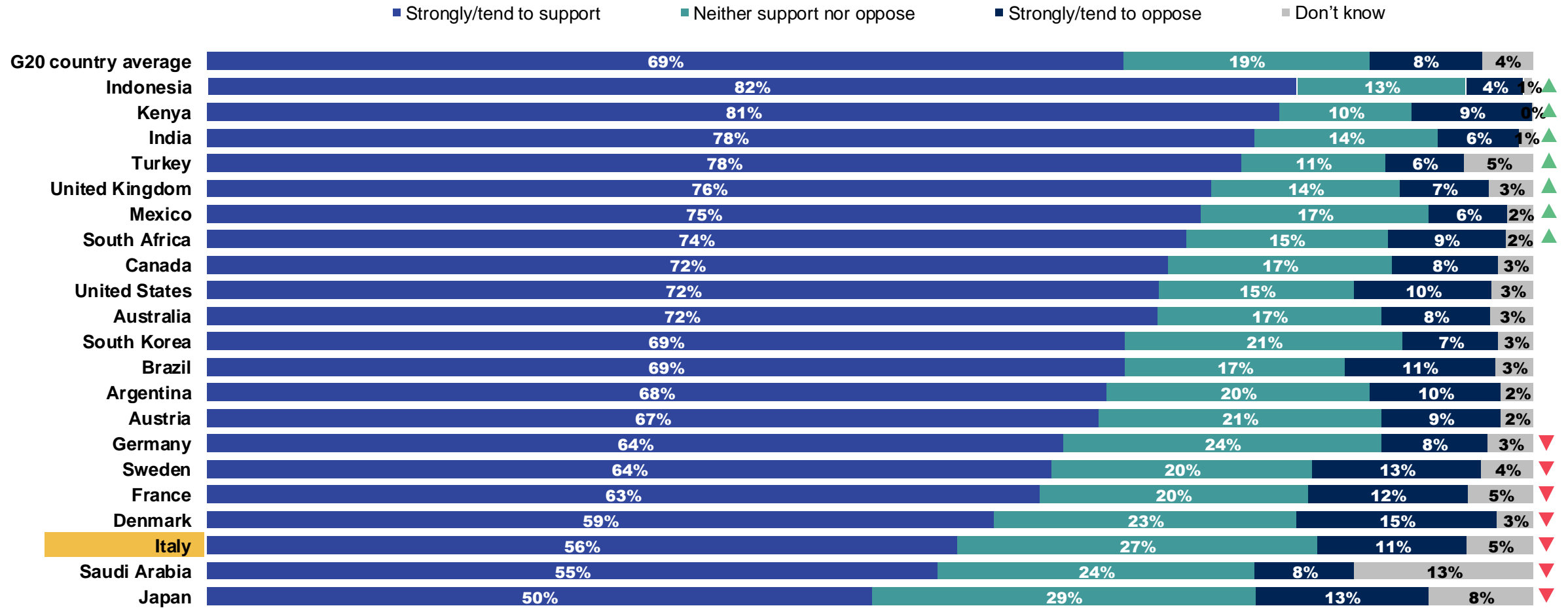
Base: Italy, 1,000 adults aged 18 to 65, interviewed online in March and April 2024.  
For subgroup base sizes, please see Methodology.

Green letters show that column % is significantly higher than the column indicated by the letter. Subgroups sig tested against total and comparable others (i.e. male vs female; low vs middle vs high household income; 18-24 vs 25-34 vs 35-44 vs 45-54 vs 55-65).



# Large businesses pay higher tax rates.

Q16. To what extent if at all would you support or oppose the following proposals as means of funding major changes to our economy and lifestyles?

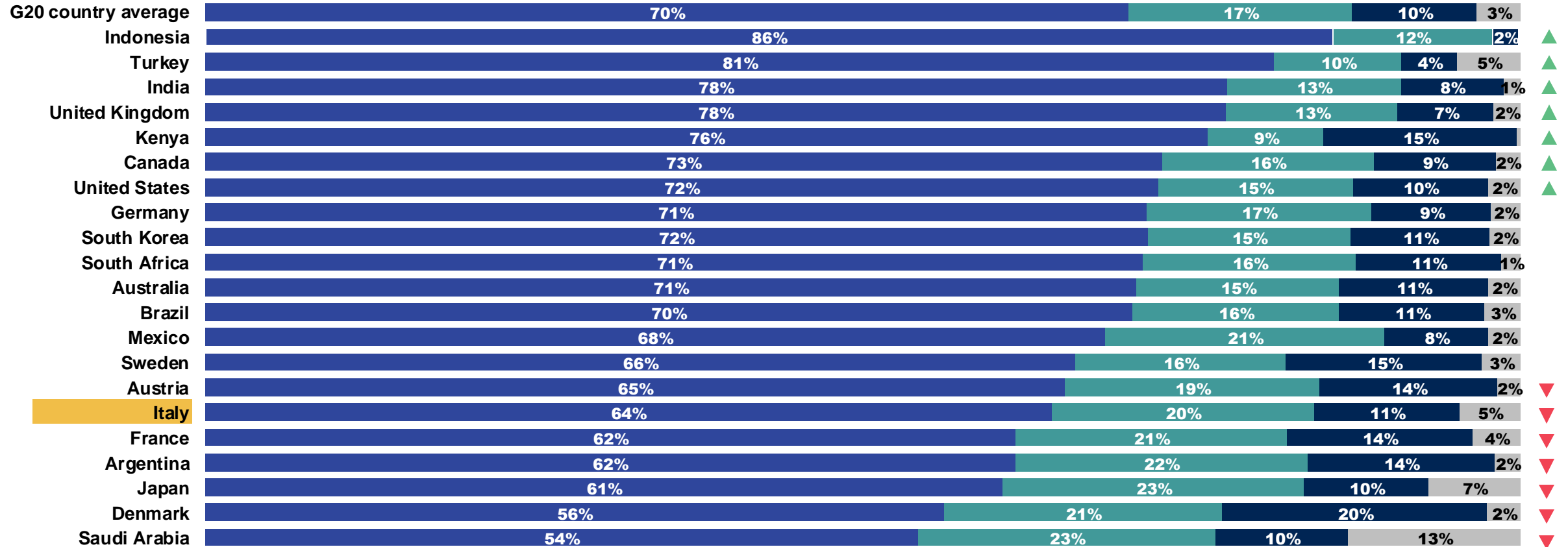


Base: 21,000 across 21 countries, 18 - 55-75, online interviews, 5th March - 8th April 2024. Argentina (1,000), Australia (1,000), Austria (1,000), Brazil (1,000), Canada (1,000), Denmark (1,000), France (1,000), Germany (1,000), India (1,000), Indonesia (1,000), Italy (1,000), Japan (1,000), Kenya (1,000), Mexico (1,000), Saudi Arabia (1,000), South Africa (1,000), South Korea (1,000), Sweden (1,000), Turkey (1,000), United Kingdom (1,000), United States (1,000). 'G20 country average' is an arithmetic average of 17 G20 countries surveyed (Argentina, Australia, Brazil, Canada, France, Germany, India, Indonesia, Italy, Japan, Mexico, Saudi Arabia, South Africa, South Korea, Turkey, United Kingdom, United States).

# Wealthy people pay higher rates of income tax.

Q16. To what extent if at all would you support or oppose the following proposals as means of funding major changes to our economy and lifestyles?

■ Strongly/tend to support   ■ Neither support nor oppose   ■ Strongly/tend to oppose   ■ Don't know

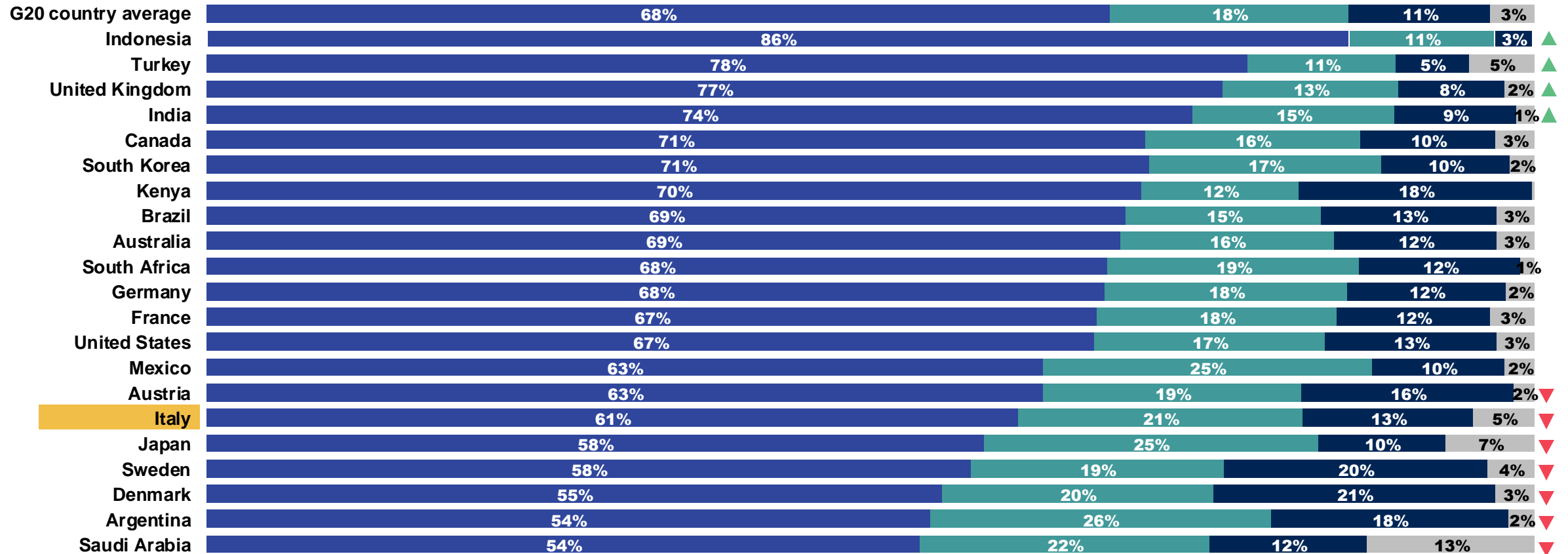


Base: 21,000 across 21 countries, 18 - 55-75, online interviews, 5th March – 8th April 2024. Argentina (1,000), Australia (1,000), Austria (1,000), Brazil (1,000), Canada (1,000), Denmark (1,000), France (1,000), Germany (1,000), India (1,000), Indonesia (1,000), Italy (1,000), Japan (1,000), Kenya (1,000), Mexico (1,000), Saudi Arabia (1,000), South Africa (1,000), South Korea (1,000), Sweden (1,000), Turkey (1,000), United Kingdom (1,000), United States (1,000). 'G20 country average' is an arithmetic average of 17 G20 countries surveyed (Argentina, Australia, Brazil, Canada, France, Germany, India, Indonesia, Italy, Japan, Mexico, Saudi Arabia, South Africa, South Korea, Turkey, United Kingdom, United States).

# Wealthy people pay a higher tax on their wealth.

Q16. To what extent if at all would you support or oppose the following proposals as means of funding major changes to our economy and lifestyles?

■ Strongly/tend to support   ■ Neither support nor oppose   ■ Strongly/tend to oppose   ■ Don't know

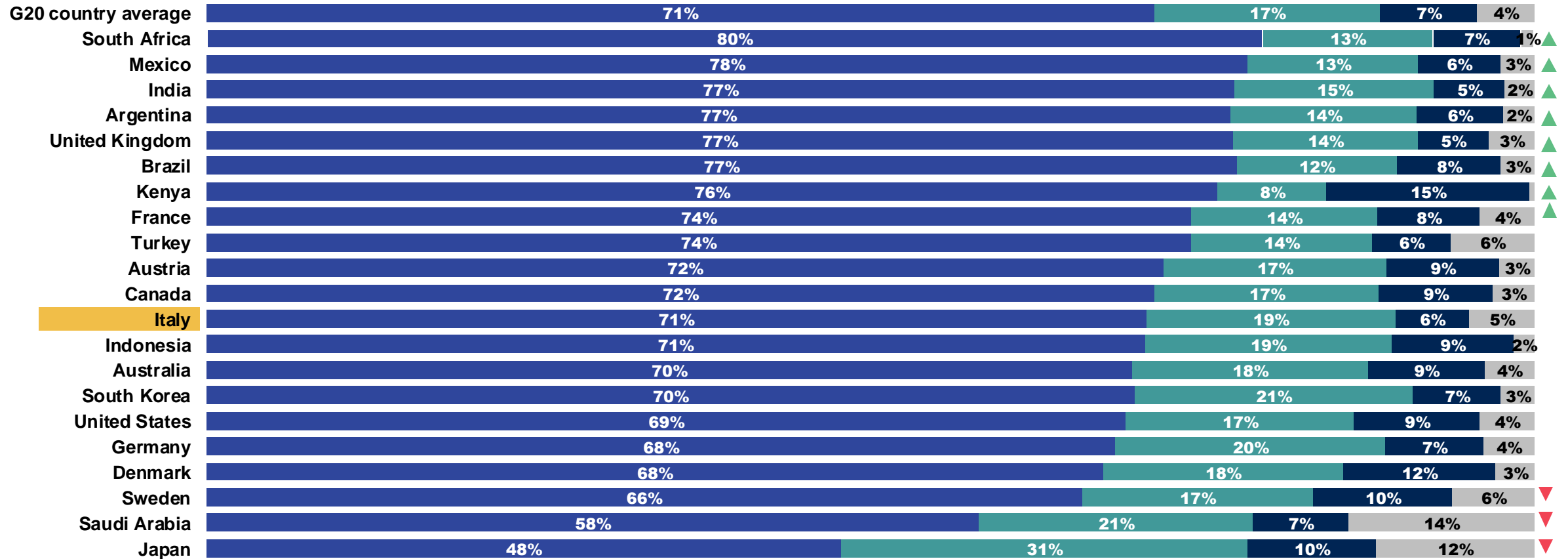


Base: 21,000 across 21 countries, 18 - 55-75, online interviews, 5th March – 8th April 2024. Argentina (1,000), Australia (1,000), Austria (1,000), Brazil (1,000), Canada (1,000), Denmark (1,000), France (1,000), Germany (1,000), India (1,000), Indonesia (1,000), Italy (1,000), Japan (1,000), Kenya (1,000), Mexico (1,000), Saudi Arabia (1,000), South Africa (1,000), South Korea (1,000), Sweden (1,000), Turkey (1,000), United Kingdom (1,000), United States (1,000). 'G20 country average' is an arithmetic average of 17 G20 countries surveyed (Argentina, Australia, Brazil, Canada, France, Germany, India, Indonesia, Italy, Japan, Mexico, Saudi Arabia, South Africa, South Korea, Turkey, United Kingdom, United States).

# People and companies that pollute the environment for example by causing greenhouse gas emissions should pay higher taxes, with the money raised shared out among people and companies who pollute less.

Q16. To what extent if at all would you support or oppose the following proposals as means of funding major changes to our economy and lifestyles?

■ Strongly/tend to support   ■ Neither support nor oppose   ■ Strongly/tend to oppose   ■ Don't know



Base: 21,000 across 21 countries, 18 - 55-75, online interviews, 5th March – 8th April 2024. Argentina (1,000), Australia (1,000), Austria (1,000), Brazil (1,000), Canada (1,000), Denmark (1,000), France (1,000), Germany (1,000), India (1,000), Indonesia (1,000), Italy (1,000), Japan (1,000), Kenya (1,000), Mexico (1,000), Saudi Arabia (1,000), South Africa (1,000), South Korea (1,000), Sweden (1,000), Turkey (1,000), United Kingdom (1,000), United States (1,000). 'G20 country average' is an arithmetic average of 17 G20 countries surveyed (Argentina, Australia, Brazil, Canada, France, Germany, India, Indonesia, Italy, Japan, Mexico, Saudi Arabia, South Africa, South Korea, Turkey, United Kingdom, United States).



# To what extent if at all would you support or oppose the following proposals as means of funding major changes to our economy and lifestyles? (Strongly / tend to support).

Q16. To what extent if at all would you support or oppose the following proposals as means of funding major changes to our economy and lifestyles?

	Total (A)	Gender		Household income			Age				
		Male (B)	Female (C)	Low (D)	Middle (E)	High (F)	18-24 (G)	25-34 (H)	35-44 (I)	45-54 (J)	55-65 (K)
People and companies that pollute the environment should pay higher taxes, with the money raised shared out	71%	76%	65%	68%	68%	80%	70%	63%	68%	73%	77%
	CH	AC				ADE				H	AHI
Wealthy people pay higher rates of income tax	64%	70%	60%	64%	62%	71%	62%	56%	63%	64%	73%
	CH	AC				AE					AGHIJ
Wealthy people pay a higher tax on their wealth	61%	67%	55%	62%	56%	67%	60%	52%	63%	60%	67%
	CH	AC				AE			H		AH
Large businesses pay higher tax rates	56%	60%	52%	54%	55%	63%	53%	49%	59%	55%	61%
	CH	ACDH				ACDHJ			C		CH

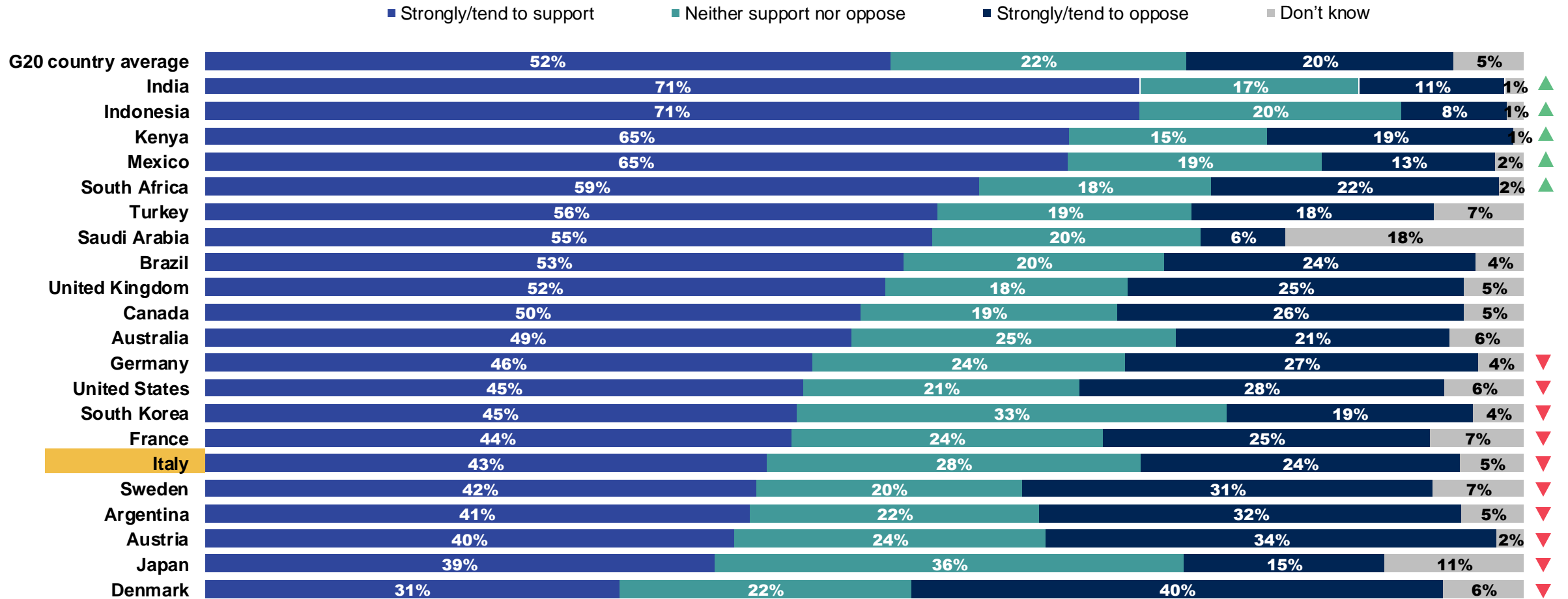
Base: Italy, 1,000 adults aged 18 to 65, interviewed online in March and April 2024.  
For subgroup base sizes, please see Methodology.

Green letters show that column % is significantly higher than the column indicated by the letter. Subgroups sig tested against total and comparable others (i.e. male vs female; low vs middle vs high household income; 18-24 vs 25-34 vs 35-44 vs 45-54 vs 55-65).



# All people in Italy receiving a minimum regular income each month from the government (sometimes called a Universal Basic Income), regardless of employment status.

Q17. To what extent if at all would you support or oppose the following proposals as means to improve all people's wellbeing and quality of life and respond to global challenges?

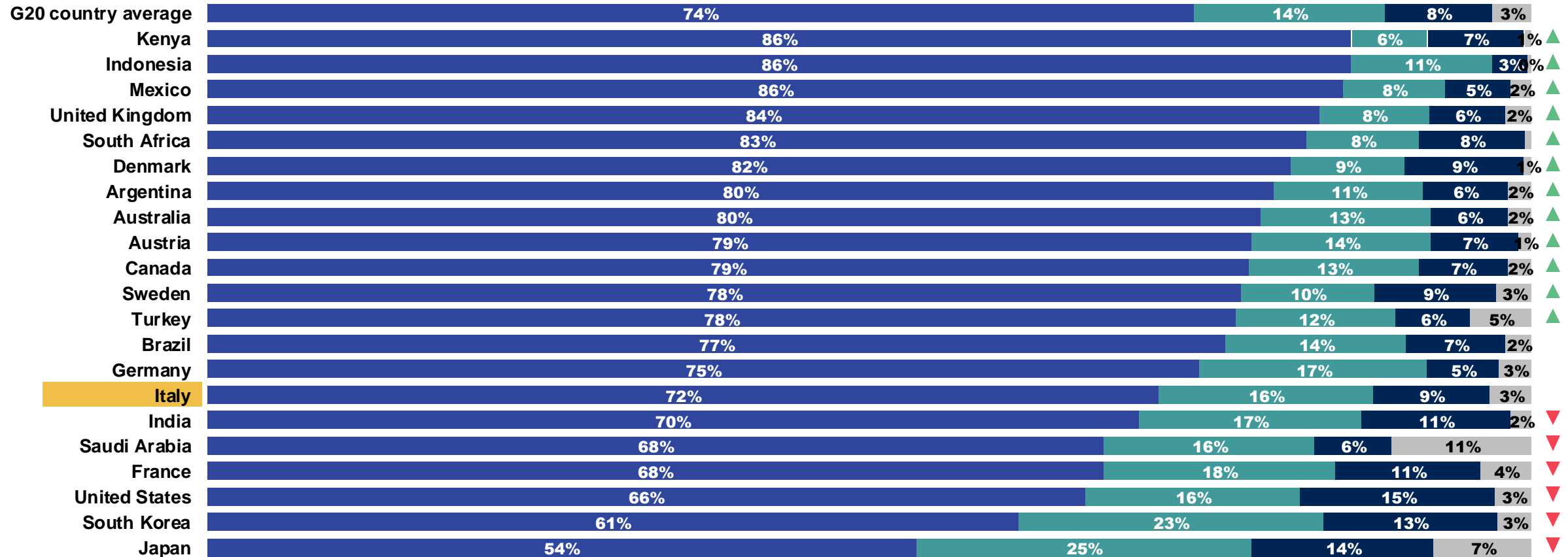


Base: 21,000 across 21 countries, 18 - 55-75, online interviews, 5th March – 8th April 2024. Argentina (1,000), Australia (1,000), Austria (1,000), Brazil (1,000), Canada (1,000), Denmark (1,000), France (1,000), Germany (1,000), India (1,000), Indonesia (1,000), Italy (1,000), Japan (1,000), Kenya (1,000), Mexico (1,000), Saudi Arabia (1,000), South Africa (1,000), South Korea (1,000), Sweden (1,000), Turkey (1,000), United Kingdom (1,000), United States (1,000). 'G20 country average' is an arithmetic average of 17 G20 countries surveyed (Argentina, Australia, Brazil, Canada, France, Germany, India, Indonesia, Italy, Japan, Mexico, Saudi Arabia, South Africa, South Korea, Turkey, United Kingdom, United States).

# The government of Italy ensuring that every citizen has free or affordable healthcare.

Q17. To what extent if at all would you support or oppose the following proposals as means to improve all people's wellbeing and quality of life and respond to global challenges?

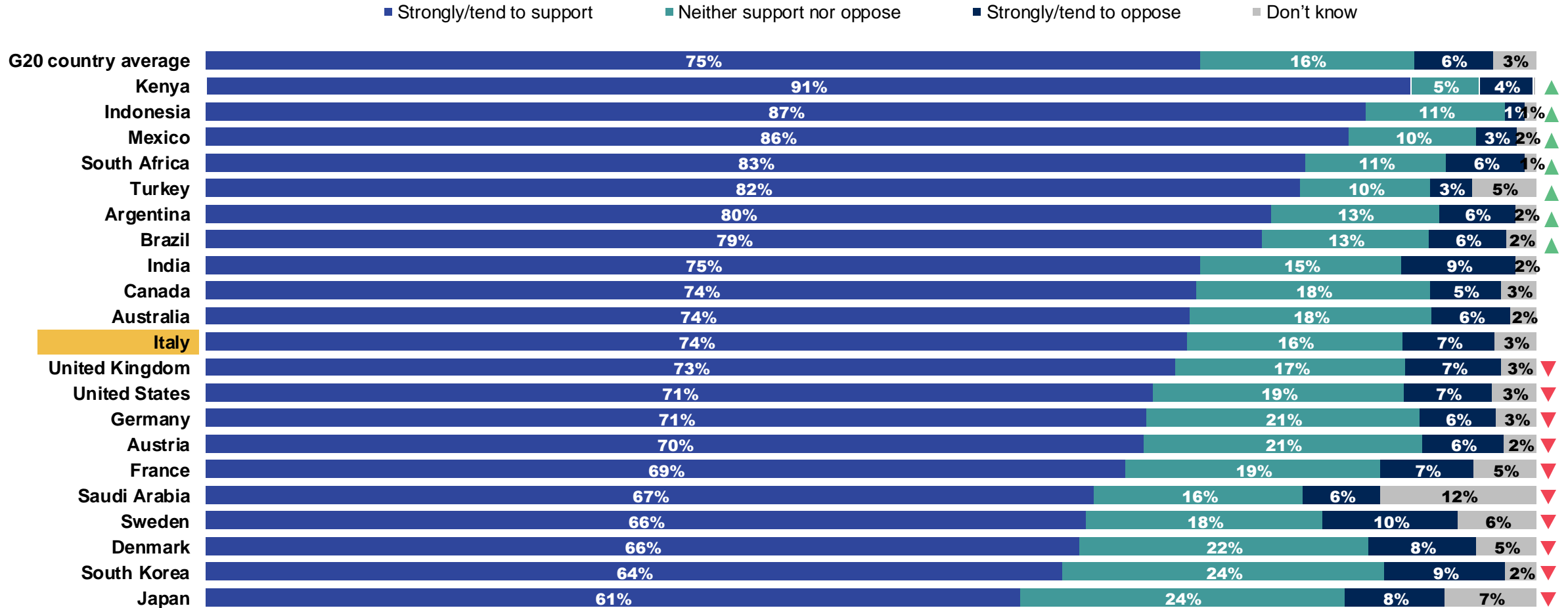
■ Strongly/tend to support   ■ Neither support nor oppose   ■ Strongly/tend to oppose   ■ Don't know



Base: 21,000 across 21 countries, 18 - 55-75, online interviews, 5th March – 8th April 2024. Argentina (1,000), Australia (1,000), Austria (1,000), Brazil (1,000), Canada (1,000), Denmark (1,000), France (1,000), Germany (1,000), India (1,000), Indonesia (1,000), Italy (1,000), Japan (1,000), Kenya (1,000), Mexico (1,000), Saudi Arabia (1,000), South Africa (1,000), South Korea (1,000), Sweden (1,000), Turkey (1,000), United Kingdom (1,000), United States (1,000). 'G20 country average' is an arithmetic average of 17 G20 countries surveyed (Argentina, Australia, Brazil, Canada, France, Germany, India, Indonesia, Italy, Japan, Mexico, Saudi Arabia, South Africa, South Korea, Turkey, United Kingdom, United States).

# Strengthening workers rights in Italy, to protect jobs and ensure adequate retraining.

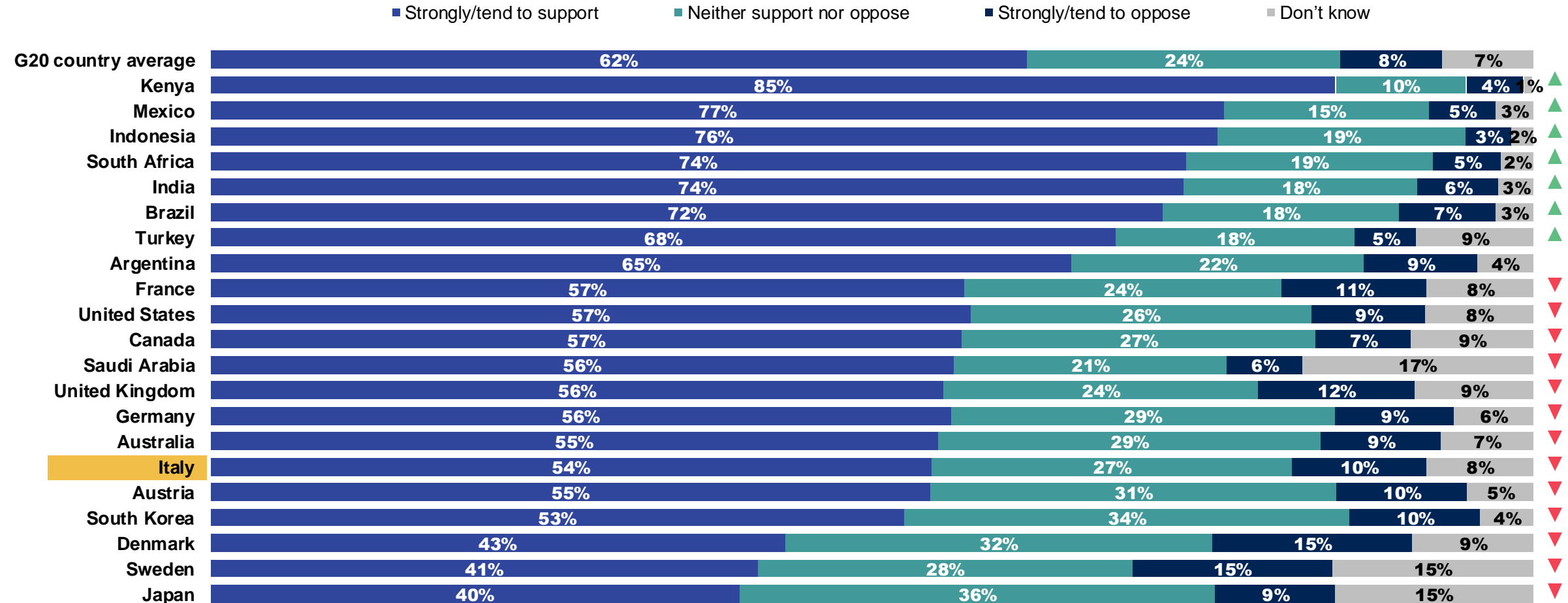
Q17. To what extent if at all would you support or oppose the following proposals as means to improve all people's wellbeing and quality of life and respond to global challenges?



Base: 21,000 across 21 countries, 18 - 55-75, online interviews, 5th March – 8th April 2024. Argentina (1,000), Australia (1,000), Austria (1,000), Brazil (1,000), Canada (1,000), Denmark (1,000), France (1,000), Germany (1,000), India (1,000), Indonesia (1,000), Italy (1,000), Japan (1,000), Kenya (1,000), Mexico (1,000), Saudi Arabia (1,000), South Africa (1,000), South Korea (1,000), Sweden (1,000), Turkey (1,000), United Kingdom (1,000), United States (1,000). 'G20 country average' is an arithmetic average of 17 G20 countries surveyed (Argentina, Australia, Brazil, Canada, France, Germany, India, Indonesia, Italy, Japan, Mexico, Saudi Arabia, South Africa, South Korea, Turkey, United Kingdom, United States).

# The use of citizens' assemblies in Italy, to increase citizens' influence in political decision-making.

Q17. To what extent if at all would you support or oppose the following proposals as means to improve all people's wellbeing and quality of life and respond to global challenges?

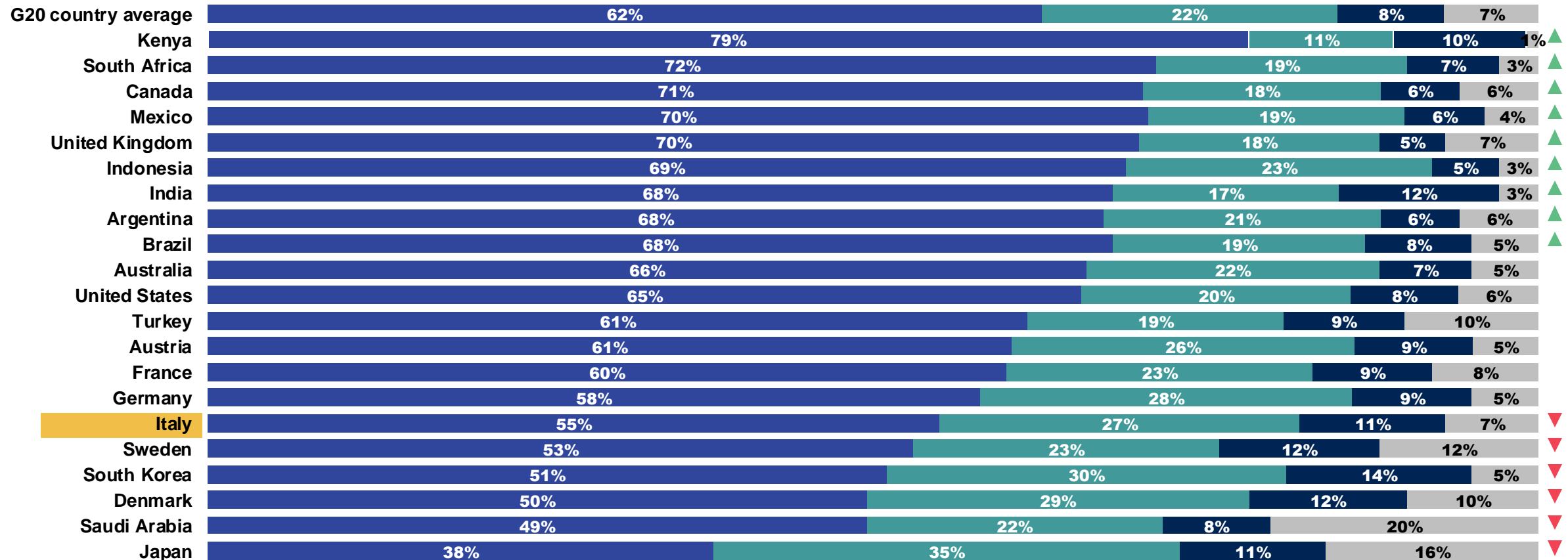


Base: 21,000 across 21 countries, 18 - 55-75, online interviews, 5th March – 8th April 2024. Argentina (1,000), Australia (1,000), Austria (1,000), Brazil (1,000), Canada (1,000), Denmark (1,000), France (1,000), Germany (1,000), India (1,000), Indonesia (1,000), Italy (1,000), Japan (1,000), Kenya (1,000), Mexico (1,000), Saudi Arabia (1,000), South Africa (1,000), South Korea (1,000), Sweden (1,000), Turkey (1,000), United Kingdom (1,000), United States (1,000). 'G20 country average' is an arithmetic average of 17 G20 countries surveyed (Argentina, Australia, Brazil, Canada, France, Germany, India, Indonesia, Italy, Japan, Mexico, Saudi Arabia, South Africa, South Korea, Turkey, United Kingdom, United States).

# Laws and regulations limiting the political influence of large corporations in the political process in Italy.

Q17. To what extent if at all would you support or oppose the following proposals as means to improve all people's wellbeing and quality of life and respond to global challenges?

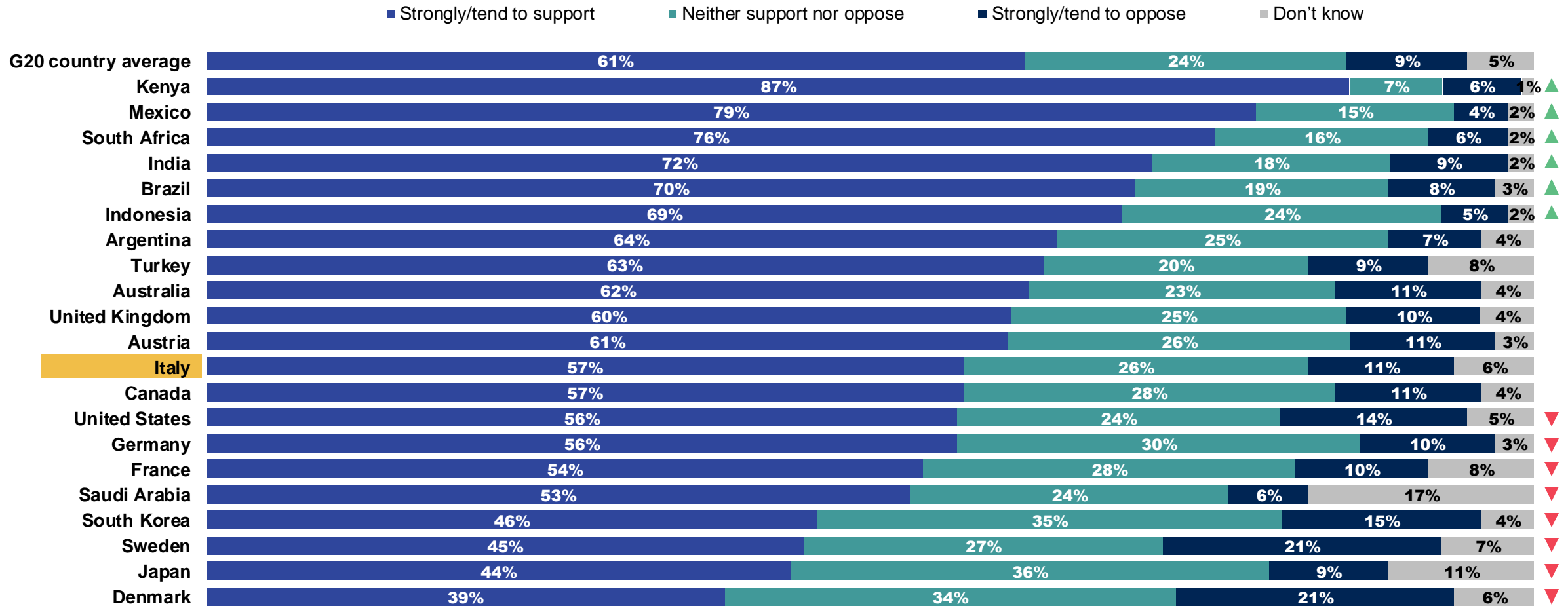
■ Strongly/tend to support   ■ Neither support nor oppose   ■ Strongly/tend to oppose   ■ Don't know



Base: 21,000 across 21 countries, 18 - 55-75, online interviews, 5th March – 8th April 2024. Argentina (1,000), Australia (1,000), Austria (1,000), Brazil (1,000), Canada (1,000), Denmark (1,000), France (1,000), Germany (1,000), India (1,000), Indonesia (1,000), Italy (1,000), Japan (1,000), Kenya (1,000), Mexico (1,000), Saudi Arabia (1,000), South Africa (1,000), South Korea (1,000), Sweden (1,000), Turkey (1,000), United Kingdom (1,000), United States (1,000). 'G20 country average' is an arithmetic average of 17 G20 countries surveyed (Argentina, Australia, Brazil, Canada, France, Germany, India, Indonesia, Italy, Japan, Mexico, Saudi Arabia, South Africa, South Korea, Turkey, United Kingdom, United States).

# Policies ensuring more equal gender representation in government and business leadership roles in Italy.

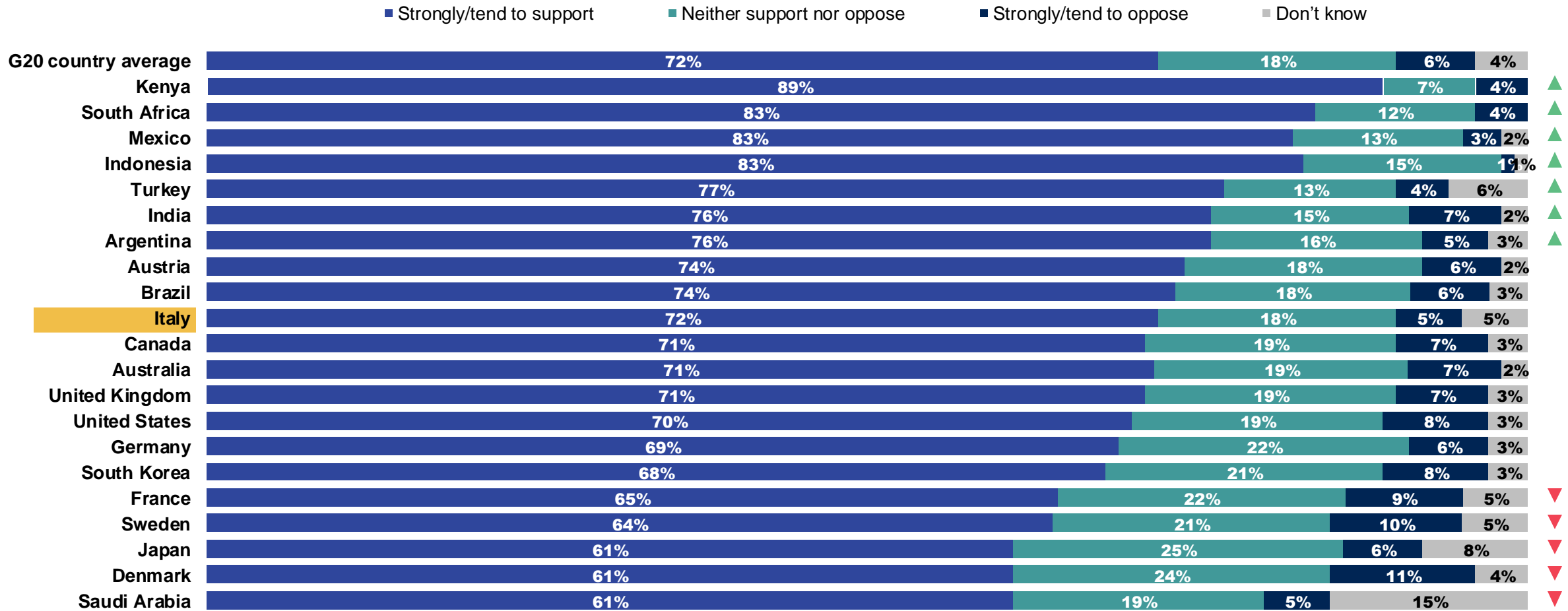
Q17. To what extent if at all would you support or oppose the following proposals as means to improve all people's wellbeing and quality of life and respond to global challenges?



Base: 21,000 across 21 countries, 18 - 55-75, online interviews, 5th March – 8th April 2024. Argentina (1,000), Australia (1,000), Austria (1,000), Brazil (1,000), Canada (1,000), Denmark (1,000), France (1,000), Germany (1,000), India (1,000), Indonesia (1,000), Italy (1,000), Japan (1,000), Kenya (1,000), Mexico (1,000), Saudi Arabia (1,000), South Africa (1,000), South Korea (1,000), Sweden (1,000), Turkey (1,000), United Kingdom (1,000), United States (1,000). 'G20 country average' is an arithmetic average of 17 G20 countries surveyed (Argentina, Australia, Brazil, Canada, France, Germany, India, Indonesia, Italy, Japan, Mexico, Saudi Arabia, South Africa, South Korea, Turkey, United Kingdom, United States).

# Policies supporting work-life balance, such as parental leave, better childcare provision and flexible working hours in Italy.

Q17. To what extent if at all would you support or oppose the following proposals as means to improve all people's wellbeing and quality of life and respond to global challenges?

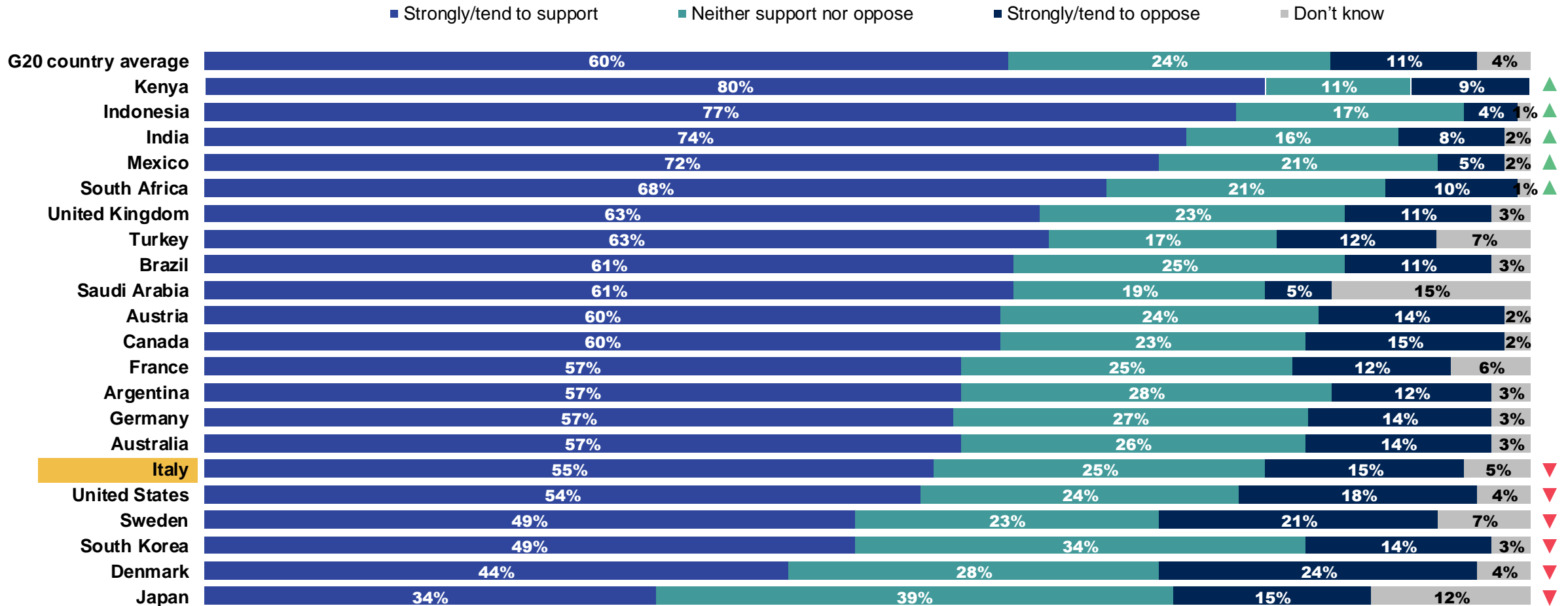


Base: 21,000 across 21 countries, 18 - 55-75, online interviews, 5th March – 8th April 2024. Argentina (1,000), Australia (1,000), Austria (1,000), Brazil (1,000), Canada (1,000), Denmark (1,000), France (1,000), Germany (1,000), India (1,000), Indonesia (1,000), Italy (1,000), Japan (1,000), Kenya (1,000), Mexico (1,000), Saudi Arabia (1,000), South Africa (1,000), South Korea (1,000), Sweden (1,000), Turkey (1,000), United Kingdom (1,000), United States (1,000). 'G20 country average' is an arithmetic average of 17 G20 countries surveyed (Argentina, Australia, Brazil, Canada, France, Germany, India, Indonesia, Italy, Japan, Mexico, Saudi Arabia, South Africa, South Korea, Turkey, United Kingdom, United States).



# Italy promoting policies to help people eat healthier diets that reduce meat consumption and harmful emissions.

Q17. To what extent if at all would you support or oppose the following proposals as means to improve all people's wellbeing and quality of life and respond to global challenges?

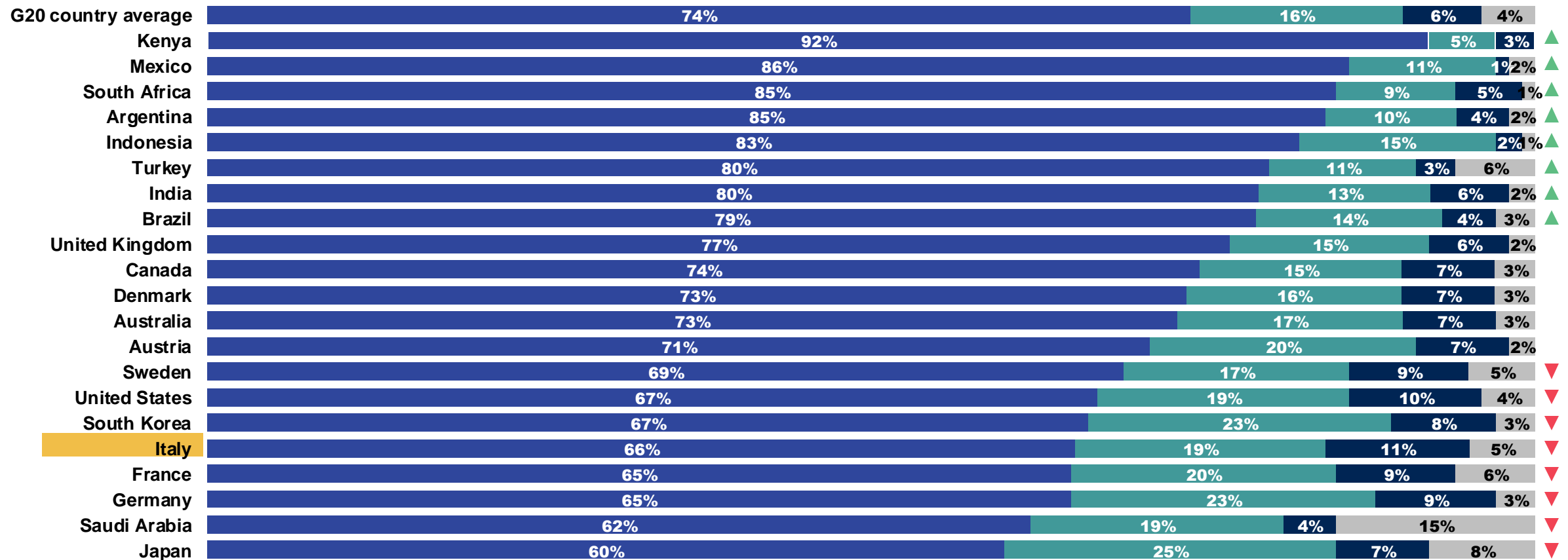


Base: 21,000 across 21 countries, 18 - 55-75, online interviews, 5th March – 8th April 2024. Argentina (1,000), Australia (1,000), Austria (1,000), Brazil (1,000), Canada (1,000), Denmark (1,000), France (1,000), Germany (1,000), India (1,000), Indonesia (1,000), Italy (1,000), Japan (1,000), Kenya (1,000), Mexico (1,000), Saudi Arabia (1,000), South Africa (1,000), South Korea (1,000), Sweden (1,000), Turkey (1,000), United Kingdom (1,000), United States (1,000). 'G20 country average' is an arithmetic average of 17 G20 countries surveyed (Argentina, Australia, Brazil, Canada, France, Germany, India, Indonesia, Italy, Japan, Mexico, Saudi Arabia, South Africa, South Korea, Turkey, United Kingdom, United States).

# Investing in renewable energy, energy efficiency, clean transport (cars, buses, trains, aircraft) and reducing pollution in industry in Italy.

Q17. To what extent if at all would you support or oppose the following proposals as means to improve all people's wellbeing and quality of life and respond to global challenges?

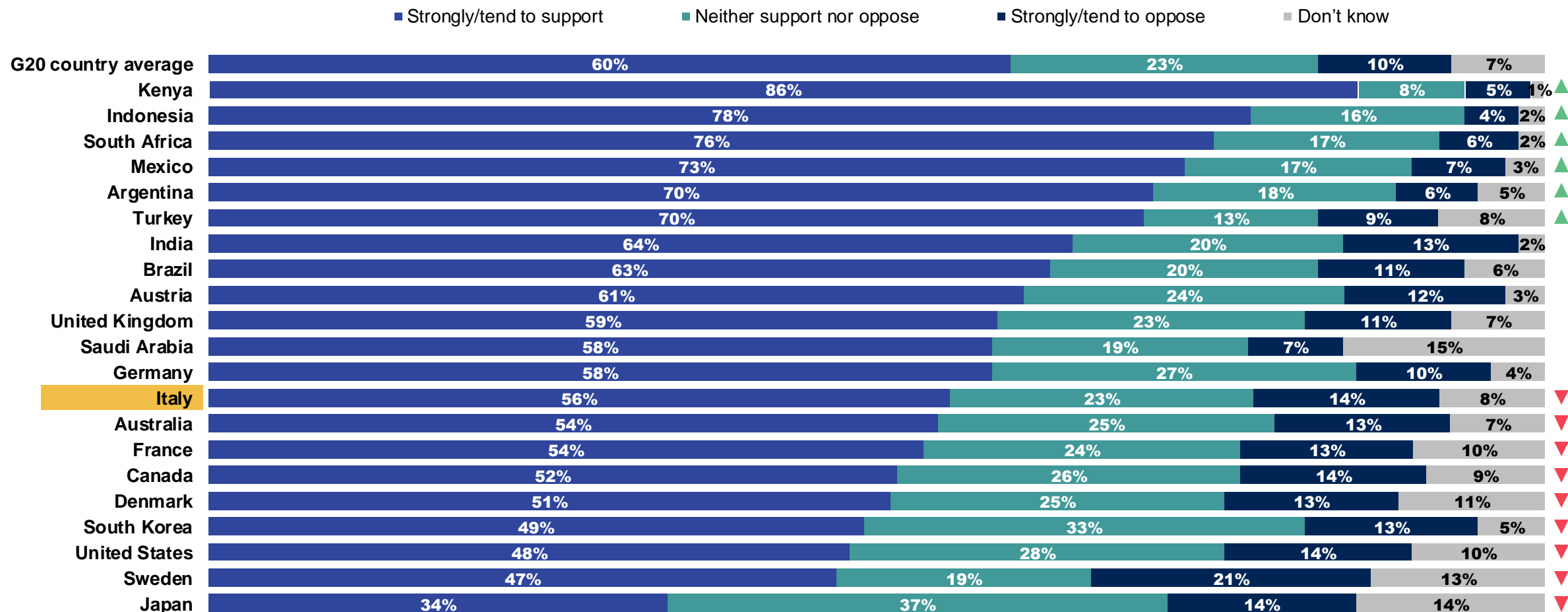
■ Strongly/tend to support   ■ Neither support nor oppose   ■ Strongly/tend to oppose   ■ Don't know



Base: 21,000 across 21 countries, 18 - 55-75, online interviews, 5th March – 8th April 2024. Argentina (1,000), Australia (1,000), Austria (1,000), Brazil (1,000), Canada (1,000), Denmark (1,000), France (1,000), Germany (1,000), India (1,000), Indonesia (1,000), Italy (1,000), Japan (1,000), Kenya (1,000), Mexico (1,000), Saudi Arabia (1,000), South Africa (1,000), South Korea (1,000), Sweden (1,000), Turkey (1,000), United Kingdom (1,000), United States (1,000). 'G20 country average' is an arithmetic average of 17 G20 countries surveyed (Argentina, Australia, Brazil, Canada, France, Germany, India, Indonesia, Italy, Japan, Mexico, Saudi Arabia, South Africa, South Korea, Turkey, United Kingdom, United States).

# Giving legal rights to nature in Italy's national laws.

Q17. To what extent if at all would you support or oppose the following proposals as means to improve all people's wellbeing and quality of life and respond to global challenges?

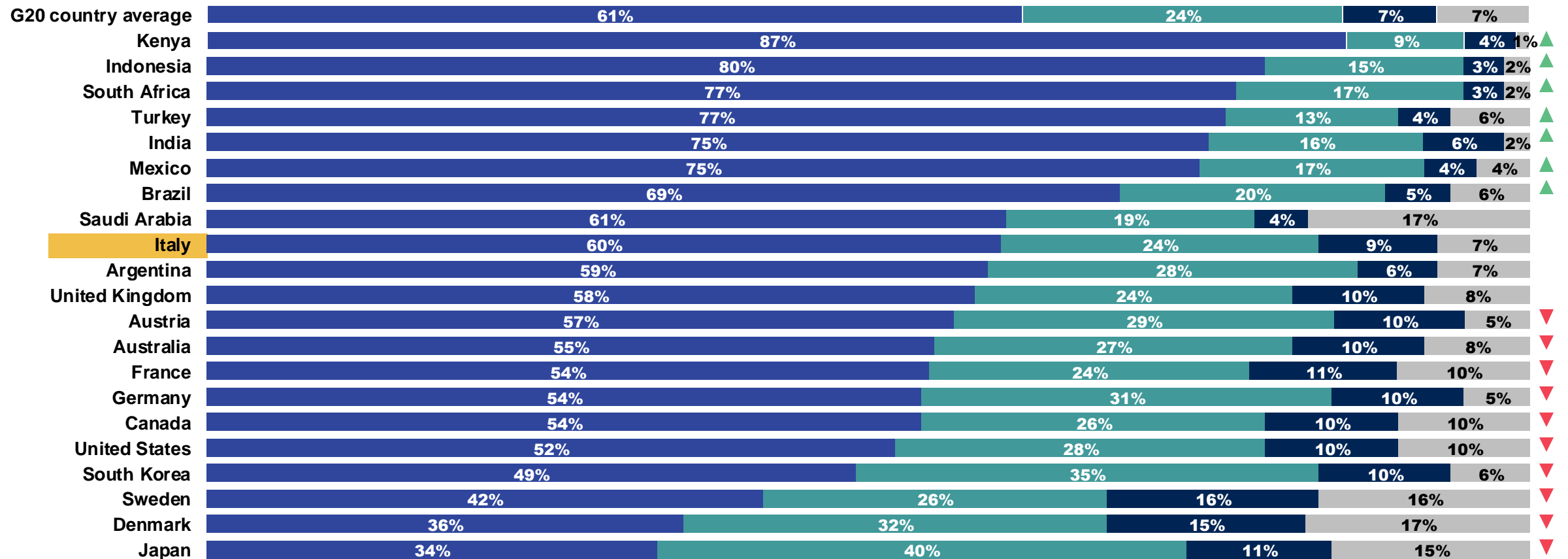


Base: 21,000 across 21 countries, 18 - 55-75, online interviews, 5th March - 8th April 2024. Argentina (1,000), Australia (1,000), Austria (1,000), Brazil (1,000), Canada (1,000), Denmark (1,000), France (1,000), Germany (1,000), India (1,000), Indonesia (1,000), Italy (1,000), Japan (1,000), Kenya (1,000), Mexico (1,000), Saudi Arabia (1,000), South Africa (1,000), South Korea (1,000), Sweden (1,000), Turkey (1,000), United Kingdom (1,000), United States (1,000). 'G20 country average' is an arithmetic average of 17 G20 countries surveyed (Argentina, Australia, Brazil, Canada, France, Germany, India, Indonesia, Italy, Japan, Mexico, Saudi Arabia, South Africa, South Korea, Turkey, United Kingdom, United States).

# Giving legal rights to future generations in Italy's national laws.

Q17. To what extent if at all would you support or oppose the following proposals as means to improve all people's wellbeing and quality of life and respond to global challenges?

■ Strongly/tend to support   ■ Neither support nor oppose   ■ Strongly/tend to oppose   ■ Don't know



Base: 21,000 across 21 countries, 18 - 55-75, online interviews, 5th March - 8th April 2024. Argentina (1,000), Australia (1,000), Austria (1,000), Brazil (1,000), Canada (1,000), Denmark (1,000), France (1,000), Germany (1,000), India (1,000), Indonesia (1,000), Italy (1,000), Japan (1,000), Kenya (1,000), Mexico (1,000), Saudi Arabia (1,000), South Africa (1,000), South Korea (1,000), Sweden (1,000), Turkey (1,000), United Kingdom (1,000), United States (1,000). 'G20 country average' is an arithmetic average of 17 G20 countries surveyed (Argentina, Australia, Brazil, Canada, France, Germany, India, Indonesia, Italy, Japan, Mexico, Saudi Arabia, South Africa, South Korea, Turkey, United Kingdom, United States).

# And to what extent if at all would you support or oppose the following proposals as means to improve all people's wellbeing and quality of life and respond to global challenges? (Strongly / tend to support).

Q17. And to what extent if at all would you support or oppose the following proposals as means to improve all people's wellbeing and quality of life and respond to global challenges?

	Total (A)	Gender		Household income			Age				
		Male (B)	Female (C)	Low (D)	Middle (E)	High (F)	18-24 (G)	25-34 (H)	35-44 (I)	45-54 (J)	55-65 (K)
Strengthening workers rights, to protect jobs and ensure adequate retraining	74%	77%	71%	69%	74%	82%	72%	67%	70%	78%	80%
	CDH	AC				ADE				H	ACDHI
Policies supporting work-life balance, such as parental leave, better childcare provision and flexible working hours	72%	75%	69%	72%	68%	78%	67%	60%	69%	75%	83%
	CH	AC				ADE				H	AHIJK
The government ensuring that every citizen has free or affordable healthcare	72%	74%	70%	70%	71%	80%	68%	67%	74%	71%	77%
						ADE					CDH
Investing in renewable energy, energy efficiency, clean transport and reducing pollution in industry	66%	69%	62%	63%	59%	75%	58%	55%	65%	65%	77%
	CEH	AC				ADE			H	H	AGHIJ
Giving legal rights to future generations in national laws	60%	63%	57%	57%	57%	68%	59%	49%	60%	58%	70%
	CH	AC				ADE			H		AGHIJ
Policies ensuring more equal gender representation in government and business leadership roles	57%	57%	57%	55%	58%	63%	56%	50%	62%	55%	62%
	H					AD			H		H
Giving legal rights to nature in national laws	56%	58%	53%	53%	53%	62%	46%	44%	58%	56%	65%
	GH					ADE			GH	H	AGHJ
Promoting policies to help people eat healthier diets that reduce meat consumption and harmful emissions	55%	58%	52%	50%	54%	64%	45%	43%	60%	56%	63%
	DGH					ADE			GH	GH	AGH
Laws and regulations limiting the political influence of large corporations in the political process	55%	58%	51%	51%	52%	64%	49%	41%	55%	57%	64%
	CH	AC				ADE			H	H	AGHI
The use of citizens' assemblies, to increase citizens' influence in political decision-making	54%	56%	53%	56%	57%	57%	58%	50%	57%	52%	56%
All people receiving a minimum regular income each month from the government, regardless of employment status	43%	44%	41%	47%	42%	40%	49%	38%	45%	40%	43%
				AF							

Base: Italy, 1,000 adults aged 18 to 65, interviewed online in March and April 2024.

For subgroup base sizes, please see Methodology.

Green letters show that column % is significantly higher than the column indicated by the letter. Subgroups sig tested against total and comparable others (i.e. male vs female; low vs middle vs high household income; 18-24 vs 25-34 vs 35-44 vs 45-54 vs 55-65).

# Democracy and economy

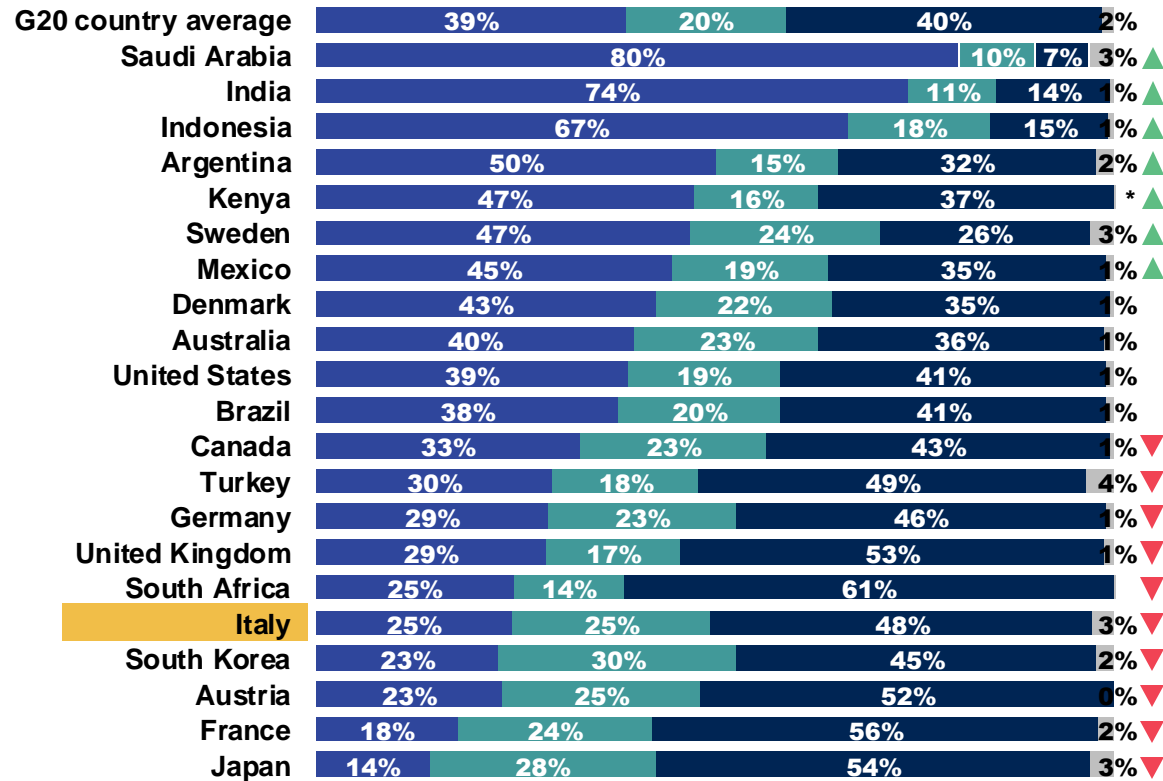
# 02

# To what extent, if at all, do you agree or disagree with the following statements about your country?

Q8. To what extent, if at all, do you agree or disagree with the following statements about your country?

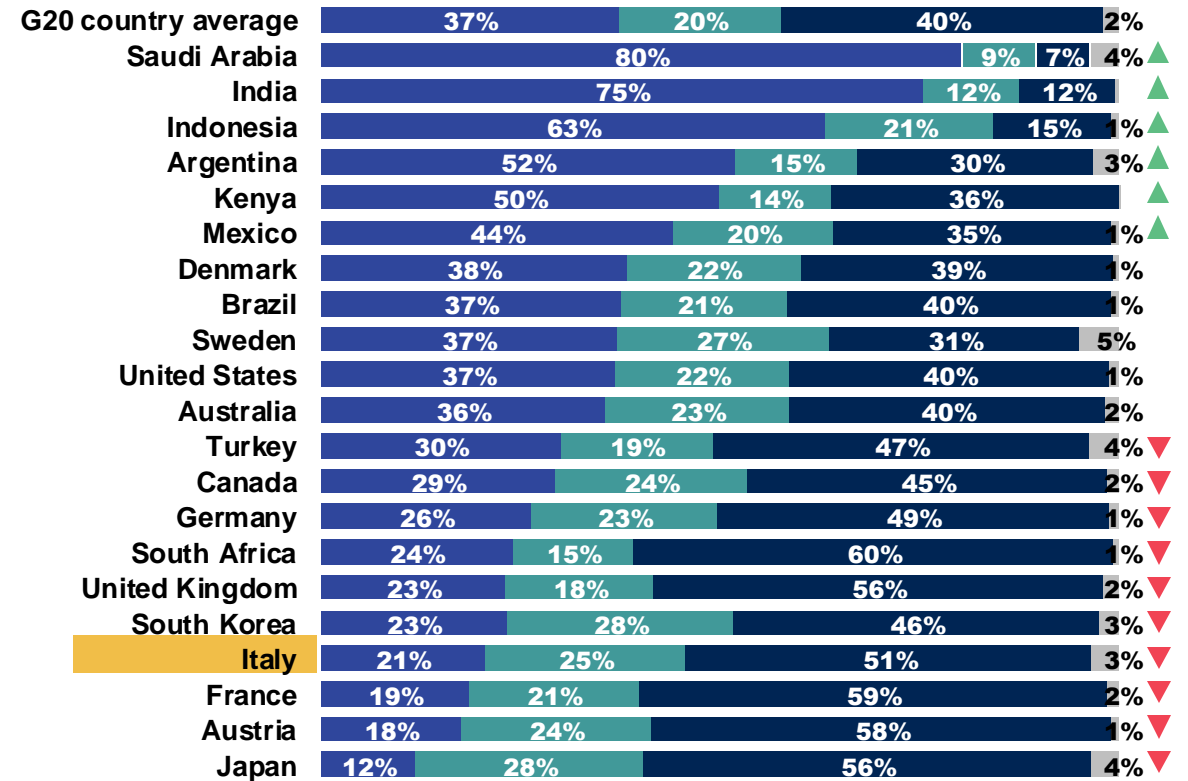
## The government can be trusted to make decisions for the benefit of the majority of people

■ Strongly/tend to agree ■ Neither agree nor disagree ■ Strongly/tend to disagree ■ Don't know



## The government can be trusted to make long-term decisions which will benefit people 20-30 years from now

■ Strongly/tend to agree ■ Neither agree nor disagree ■ Strongly/tend to disagree ■ Don't know



Base: 21,000 across 21 countries, 18 - 55-75, online interviews, 5th March – 8th April 2024. Argentina (1,000), Australia (1,000), Austria (1,000), Brazil (1,000), Canada (1,000), Denmark (1,000), France (1,000), Germany (1,000), India (1,000), Indonesia (1,000), Italy (1,000), Japan (1,000), Kenya (1,000), Mexico (1,000), Saudi Arabia (1,000), South Africa (1,000), South Korea (1,000), Sweden (1,000), Turkey (1,000), United Kingdom (1,000), United States (1,000). 'G20 country average' is an arithmetic average of 17 G20 countries surveyed (Argentina, Australia, Brazil, Canada, France, Germany, India, Indonesia, Italy, Japan, Mexico, Saudi Arabia, South Africa, South Korea, Turkey, United Kingdom, United States).

# To what extent, if at all, do you agree or disagree with the following statements about your country? (Strongly / tend to agree).

Q8. To what extent, if at all, do you agree or disagree with the following statements about your country?

	Total (A)	Gender		Household income			Age					
		Male (B)	Female (C)	Low (D)	Middle (E)	High (F)	18-24 (G)	25-34 (H)	35-44 (I)	45-54 (J)	55-65 (K)	
The government can be trusted to make decisions for the benefit of the majority of people	25%	26%	24%	27%	21%	29%	26%	28%	21%	24%	26%	A
The government can be trusted to make long-term decisions that will benefit people 20-30 years from now	21%	22%	19%	23%	19%	22%	29%	25%	16%	17%	22%	I AIJ IJ

Base: Italy, 1,000 adults aged 18 to 65, interviewed online in March and April 2024.

For subgroup base sizes, please see Methodology.

24 © Ipsos | Earth4All and the Global Commons Alliance | Italy Deck | June 2024

Green letters show that column % is significantly higher than the column indicated by the letter. Subgroups sig tested against total and comparable others (i.e. male vs female; low vs middle vs high household income; 18-24 vs 25-34 vs 35-44 vs 45-54 vs 55-65).





# I'm going to describe various types of political systems. How good or bad do you think each is or would be as a way of governing your country. (Very / fairly good).

Q9. I'm going to describe various types of political systems. How good or bad do you think each is or would be as a way of governing your country.

	Total (A)	Gender		Household income			Age				
		Male (B)	Female (C)	Low (D)	Middle (E)	High (F)	18-24 (G)	25-34 (H)	35-44 (I)	45-54 (J)	55-65 (K)
Having a democratic political system	78%	81%	75%	72%	76%	87%	75%	70%	74%	79%	85%
	CDH	AC				ADE				H	AGHI
Having experts make decisions according to what they think is best for the country	59%	59%	58%	59%	60%	63%	63%	61%	54%	58%	61%
						I					
Having a strong leader who does not have to bother with parliament and elections	33%	35%	31%	39%	36%	29%	32%	35%	31%	34%	33%
				AF							
Having a system governed by religious law in which there are no political parties or elections	28%	27%	28%	33%	32%	22%	32%	41%	26%	26%	20%
	FK			AF	F		K	AUJK			
A system governed largely by business leaders and wealthy people	26%	25%	27%	29%	27%	25%	31%	32%	25%	27%	20%
								K			
Having the army rule	23%	22%	23%	25%	23%	22%	33%	29%	22%	21%	16%
	K						AUJK	AK			

# Which, if any, of the following do you think the government has a responsibility to provide for all people in Italy? Please select all that apply.

Q10. Which, if any, of the following do you think the government has a responsibility to provide for all people in Italy?

	Total (A)	Gender		Household income			Age				
		Male (B)	Female (C)	Low (D)	Middle (E)	High (F)	18-24 (G)	25-34 (H)	35-44 (I)	45-54 (J)	55-65 (K)
Free healthcare	65% DGH	66%	65%	61%	63%	70% AD	53%	55%	60%	68% GH	78% AGHIJ
Adequate income in retirement	59% GH	59%	60%	59%	56%	61%	48%	51%	53%	60% G	74% AGHIJ
High quality education	57% D	59%	54%	48%	52%	67% ADE	49%	52%	55%	58%	64% AGHI
An adequate standard of living	56%	56%	56%	54%	51%	59%	54%	52%	58%	54%	61%
A society where men and women have equal rights	54% BH	49%	59% AB	49%	52%	61% ADE	50%	45%	49%	54%	64% AGHIJ
Clean air and water	53% E	54%	52%	52%	45%	60% ADE	51%	52%	53%	52%	57%
Law and order	44% I	47%	42%	43%	41%	48%	43%	39%	37%	44%	55% AGHIJ
A society free of social tensions	39% H	41%	38%	39%	37%	42%	39%	30%	38%	36%	48% AHIJ
The opportunity to influence decisions made by government	24% E	25%	22%	24%	19%	27% E	24%	25%	20%	25%	24%
None of the above	2% F	2%	2%	3%	2%	-	1%	3%	2%	2%	2%

Base: Italy, 1,000 adults aged 18 to 65, interviewed online in March and April 2024.  
For subgroup base sizes, please see Methodology.

Green letters show that column % is significantly higher than the column indicated by the letter. Subgroups sig tested against total and comparable others (i.e. male vs female; low vs middle vs high household income; 18-24 vs 25-34 vs 35-44 vs 45-54 vs 55-65).

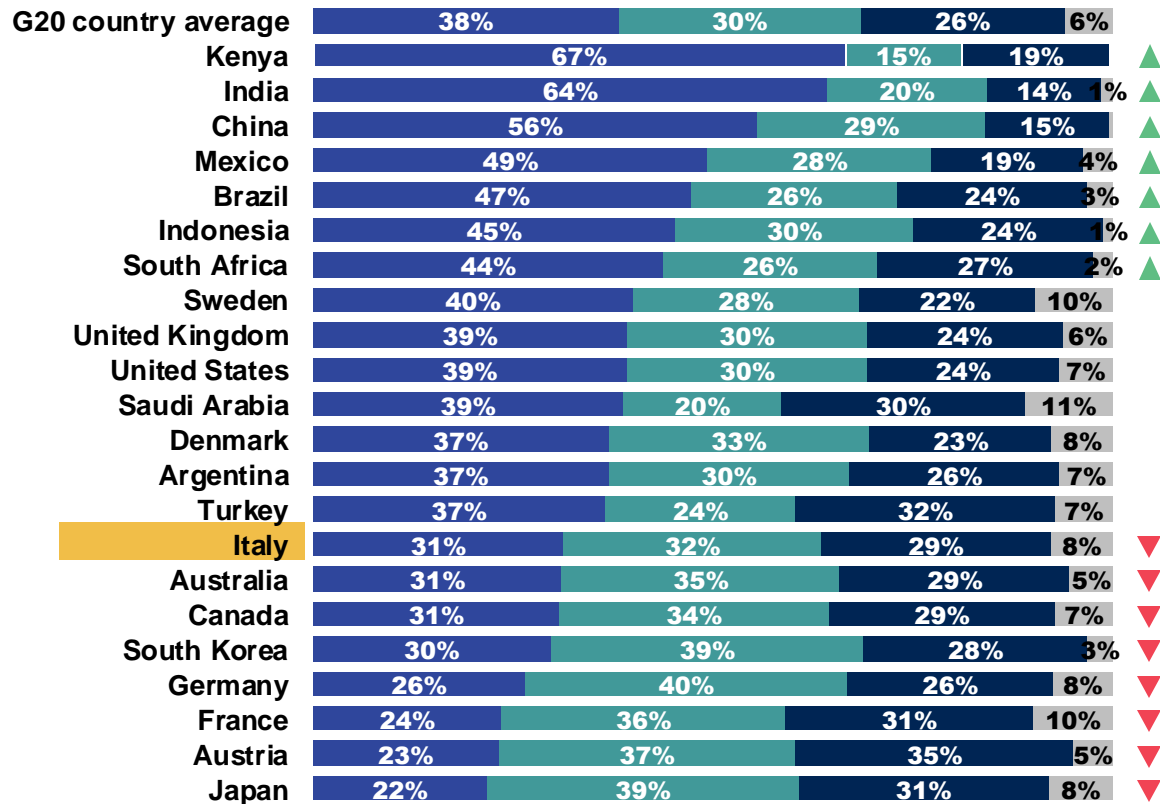


# To what extent, if at all, do you agree or disagree with the following statements about your country?

Q11. To what extent, if at all, do you agree or disagree with the following statements about your country?

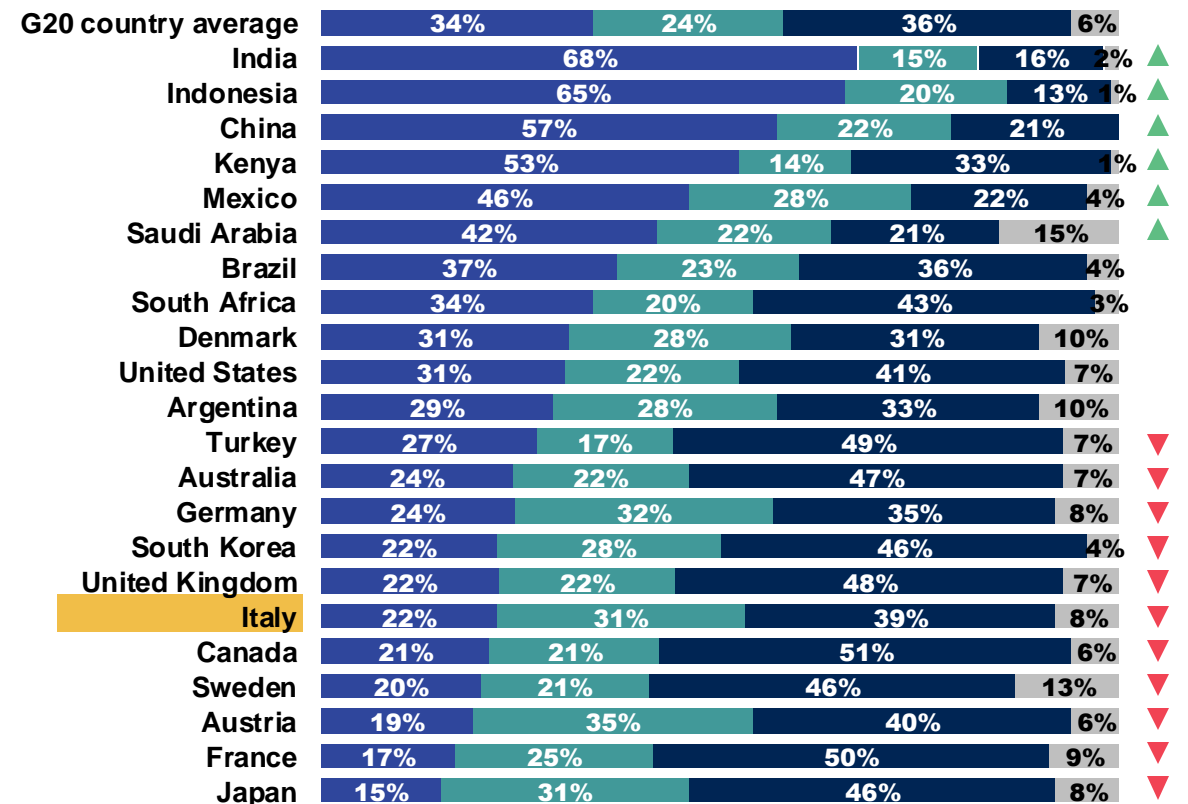
## International organisations can be trusted more than national governments to address global challenges

■ Strongly/tend to agree ■ Neither agree nor disagree ■ Strongly/tend to disagree ■ Don't know



## All countries are equally represented in today's international organisations

■ Strongly/tend to agree ■ Neither agree nor disagree ■ Strongly/tend to disagree ■ Don't know



Base: 22,000 across 22 countries, 18 - 55-75, online interviews, 5th March - 8th April 2024. Argentina (1,000), Australia (1,000), Austria (1,000), Brazil (1,000), Canada (1,000), China (1,000), Denmark (1,000), France (1,000), Germany (1,000), India (1,000), Indonesia (1,000), Italy (1,000), Japan (1,000), Kenya (1,000), Mexico (1,000), Saudi Arabia (1,000), South Africa (1,000), South Korea (1,000), Sweden (1,000), Turkey (1,000), United Kingdom (1,000), United States (1,000). 'G20 country average' is an arithmetic average of 18 G20 countries surveyed (Argentina, Australia, Brazil, Canada, China, France, Germany, India, Indonesia, Italy, Japan, Mexico, Saudi Arabia, South Africa, South Korea, Turkey, United Kingdom, United States).

# To what extent, if at all, do you agree or disagree with the following statements about your country? (Strongly / tend to agree).

Q11. To what extent, if at all, do you agree or disagree with the following statements about your country?

	Total (A)	Gender		Household income			Age				
		Male (B)	Female (C)	Low (D)	Middle (E)	High (F)	18-24 (G)	25-34 (H)	35-44 (I)	45-54 (J)	55-65 (K)
International organisations can be trusted more than national governments to address global challenge	31%	31%	31%	33%	30%	34%	37%	29%	35%	27%	30%
All countries are equally represented in today's international organisations	22%	23%	22%	26%	23%	22%	37%	26%	20%	20%	18%

A

AIJK

K

Base: Italy, 1,000 adults aged 18 to 65, interviewed online in March and April 2024.  
For subgroup base sizes, please see Methodology.

Green letters show that column % is significantly higher than the column indicated by the letter. Subgroups sig tested against total and comparable others (i.e. male vs female; low vs middle vs high household income; 18-24 vs 25-34 vs 35-44 vs 45-54 vs 55-65).

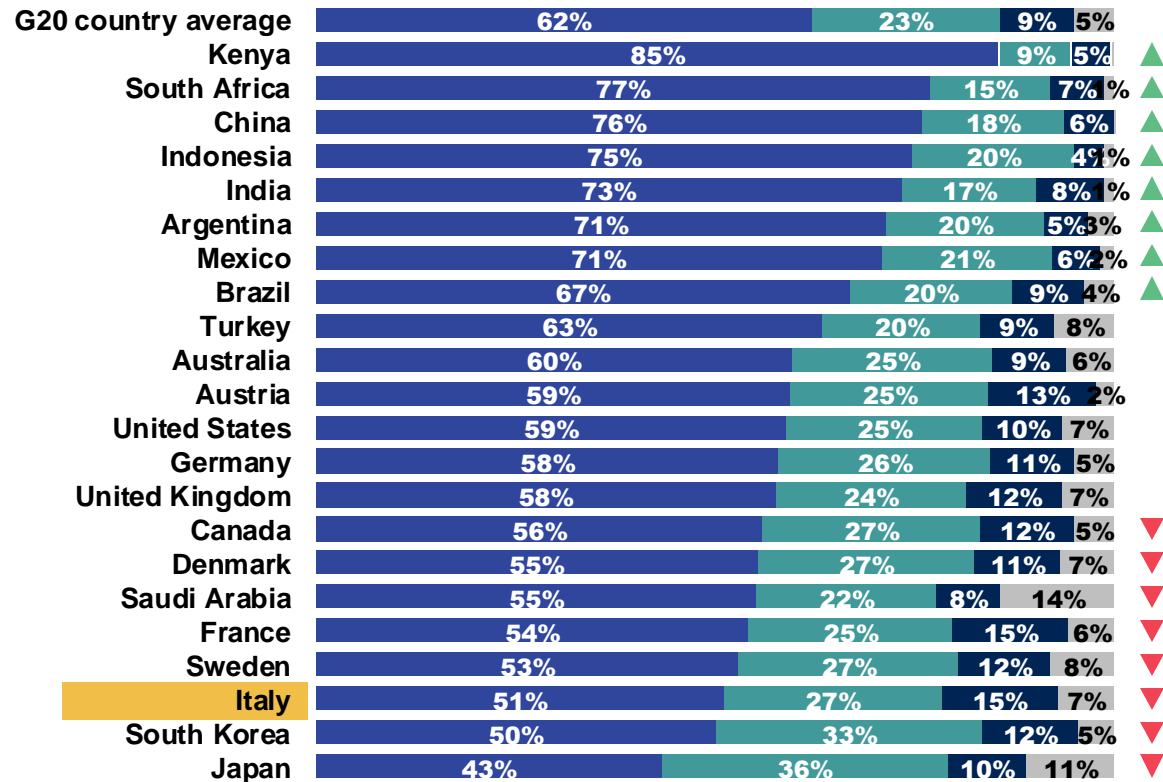


# Some ways that citizens could be more involved in international organisations are listed below. To what extent, if at all, do you support or oppose these proposals?

Q12. Some ways that citizens could be more involved in international organisations are listed below. To what extent, if at all, do you support or oppose these proposals?

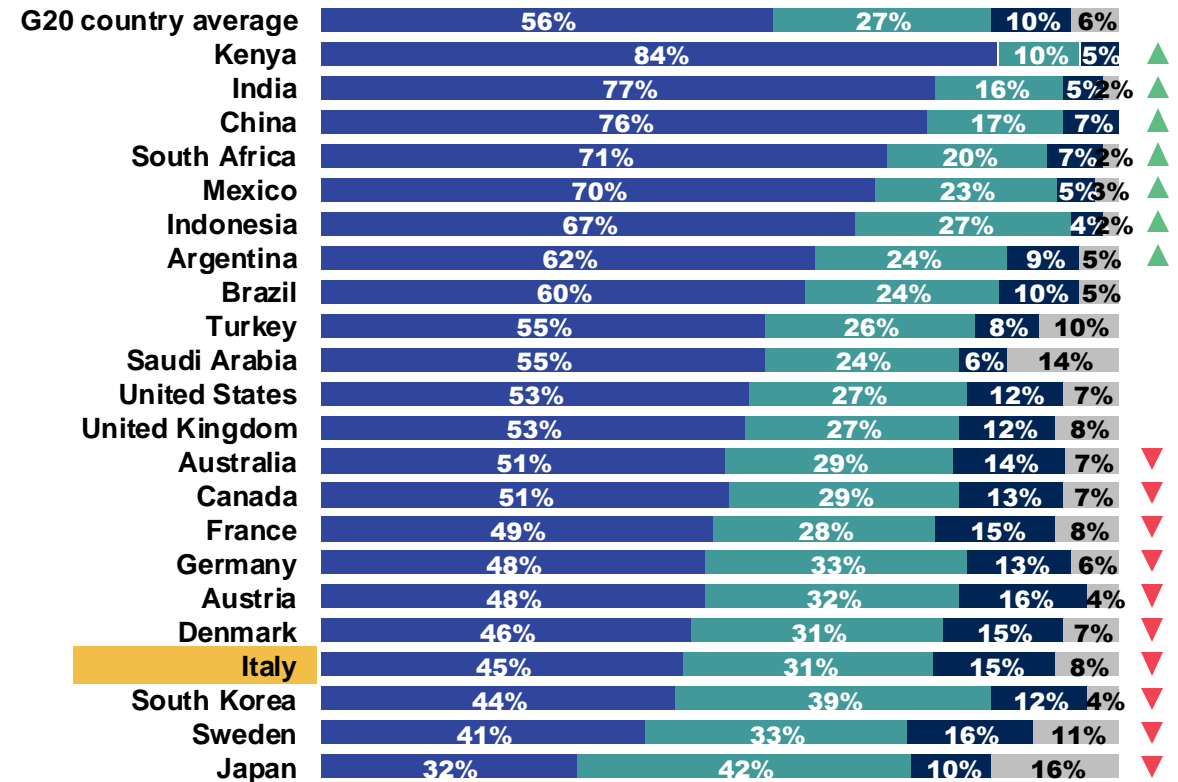
## Global surveys of citizens' attitudes and concerns

■ Strongly/tend to support ■ Neither support nor oppose ■ Strongly/tend to oppose ■ Don't know



## Global citizens' assemblies

■ NET: Strongly/tend to support ■ Neither support nor oppose ■ NET: Strongly/tend to oppose ■ Don't know



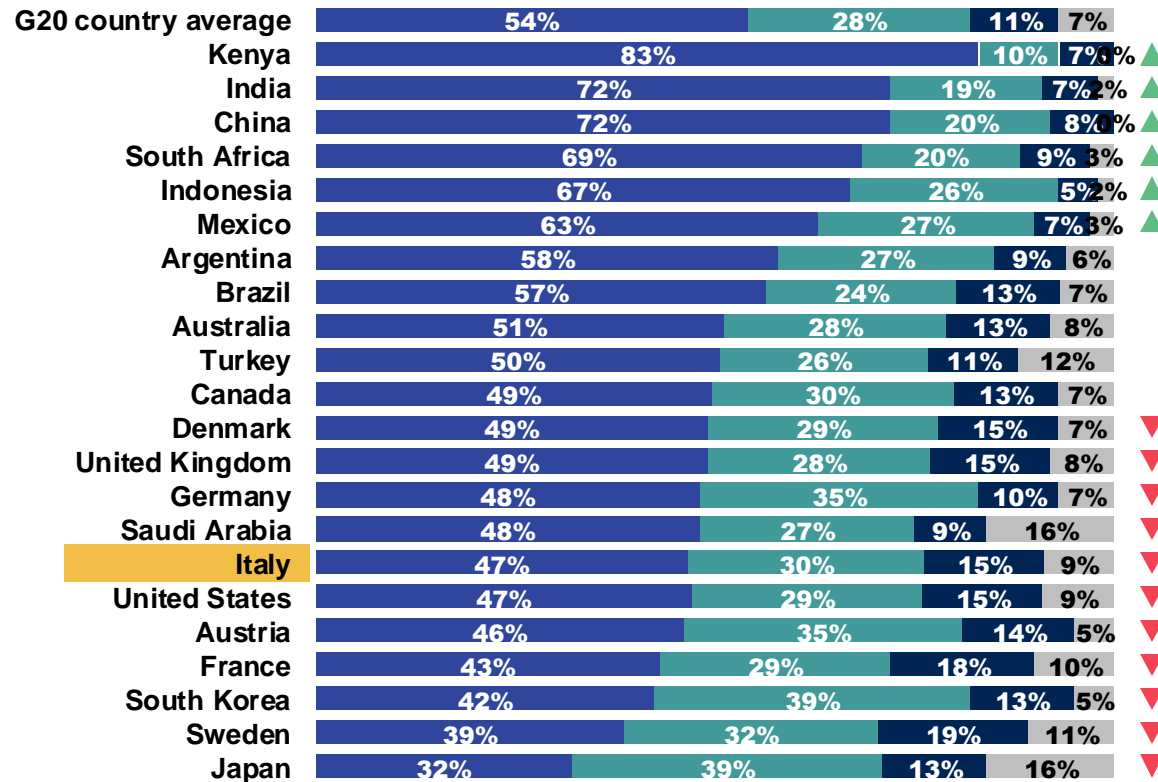
Base: 22,000 across 22 countries, 18 - 55-75, online interviews, 5th March - 8th April 2024. Argentina (1,000), Australia (1,000), Austria (1,000), Brazil (1,000), Canada (1,000), China (1,000), Denmark (1,000), France (1,000), Germany (1,000), India (1,000), Indonesia (1,000), Italy (1,000), Japan (1,000), Kenya (1,000), Mexico (1,000), Saudi Arabia (1,000), South Africa (1,000), South Korea (1,000), Sweden (1,000), Turkey (1,000), United Kingdom (1,000), United States (1,000). 'G20 country average' is an arithmetic average of 18 G20 countries surveyed (Argentina, Australia, Brazil, Canada, China, France, Germany, India, Indonesia, Italy, Japan, Mexico, Saudi Arabia, South Africa, South Korea, Turkey, United Kingdom, United States).

# Some ways that citizens could be more involved in international organisations are listed below. To what extent, if at all, do you support or oppose these proposals?

Q12. Some ways that citizens could be more involved in international organisations are listed below. To what extent, if at all, do you support or oppose these proposals?

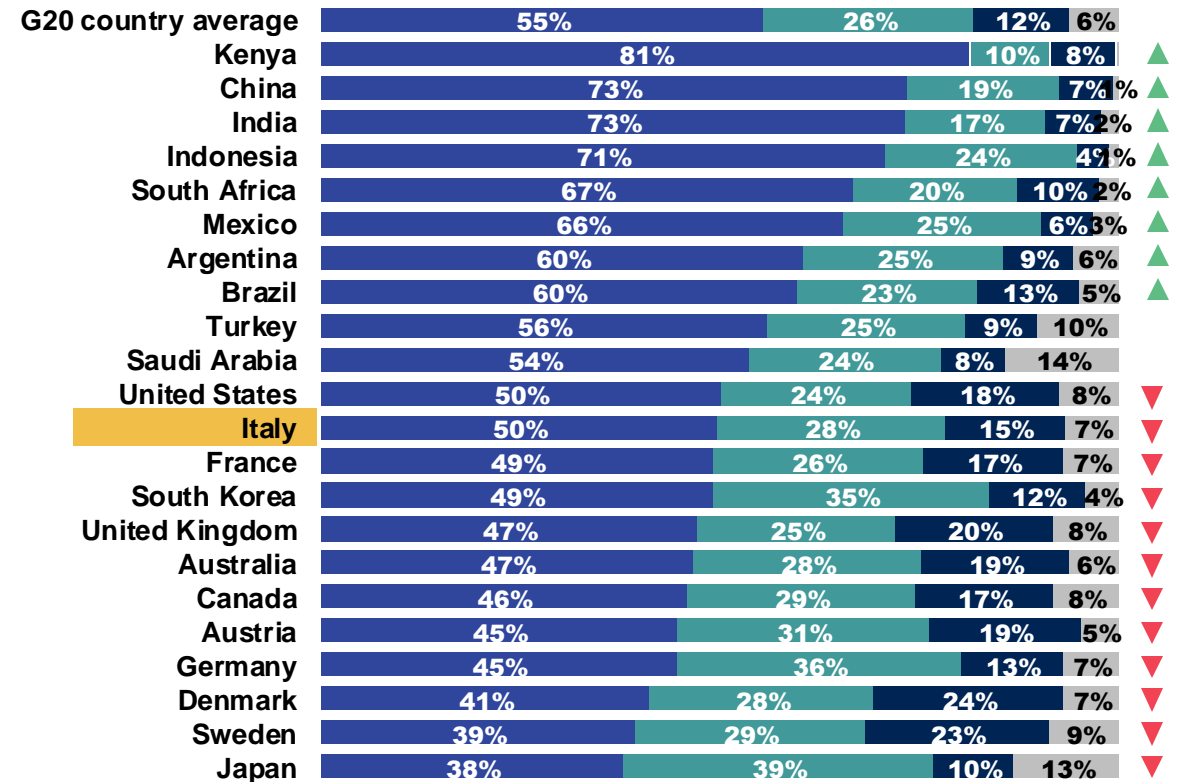
## A United Nations Parliamentary Assembly

■ Strongly/tend to support ■ Neither support nor oppose ■ Strongly/tend to oppose ■ Don't know



## Global referenda

■ Strongly/tend to support ■ Neither support nor oppose ■ Strongly/tend to oppose ■ Don't know



Base: 22,000 across 22 countries, 18 - 55-75, online interviews, 5th March – 8th April 2024. Argentina (1,000), Australia (1,000), Austria (1,000), Brazil (1,000), Canada (1,000), China (1,000), Denmark (1,000), France (1,000), Germany (1,000), India (1,000), Indonesia (1,000), Italy (1,000), Japan (1,000), Kenya (1,000), Mexico (1,000), Saudi Arabia (1,000), South Africa (1,000), South Korea (1,000), Sweden (1,000), Turkey (1,000), United Kingdom (1,000), United States (1,000). 'G20 country average' is an arithmetic average of 18 G20 countries surveyed (Argentina, Australia, Brazil, Canada, China, France, Germany, India, Indonesia, Italy, Japan, Mexico, Saudi Arabia, South Africa, South Korea, Turkey, United Kingdom, United States).

Some ways that citizens could be more involved in international organisations are listed below. To what extent, if at all, do you support or oppose these proposals. (Strongly / tend to support).

Q12. Some ways that citizens could be more involved in international organisations are listed below. To what extent, if at all, do you support or oppose these proposals.

	Total (A)	Gender		Household income			Age				
		Male (B)	Female (C)	Low (D)	Middle (E)	High (F)	18-24 (G)	25-34 (H)	35-44 (I)	45-54 (J)	55-65 (K)
Global surveys of citizens' attitudes and concerns	51%	54%	49%	49%	51%	59%	47%	45%	53%	51%	57%
						AD					AH
Global citizens' assemblies	50%	48%	52%	48%	50%	56%	57%	45%	53%	44%	53%
	J					AD	HJ				J
Global referenda	47%	47%	47%	44%	46%	55%	47%	41%	49%	45%	52%
						ADE					H
A United Nations Parliamentary Assembly	45%	47%	43%	49%	46%	45%	52%	49%	43%	43%	44%

Base: Italy, 1,000 adults aged 18 to 65, interviewed online in March and April 2024. For subgroup base sizes, please see Methodology.

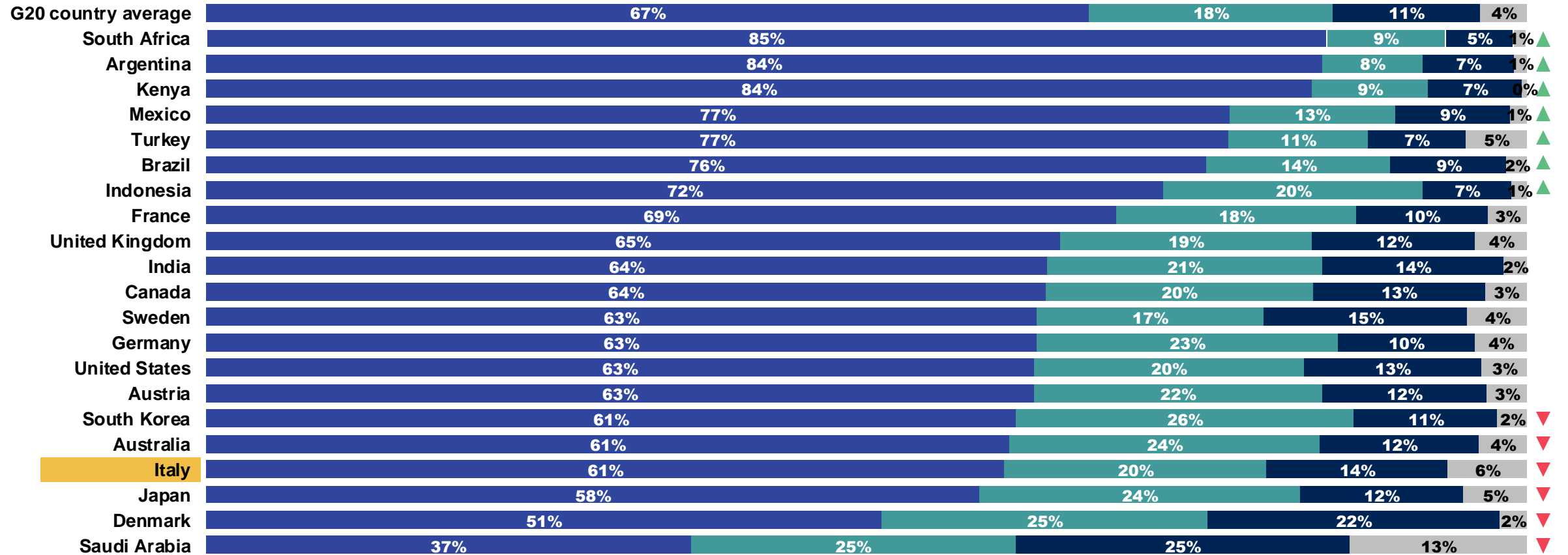
Green letters show that column % is significantly higher than the column indicated by the letter. Subgroups sig tested against total and comparable others (i.e. male vs female; low vs middle vs high household income; 18-24 vs 25-34 vs 35-44 vs 45-54 vs 55-65).



# There's too much economic inequality in Italy these days.

Q13. To what extent, if at all, do you agree or disagree with the following statements about the economy in your country?

■ Strongly/tend to agree   ■ Neither agree nor disagree   ■ Strongly/tend to disagree   ■ Don't know

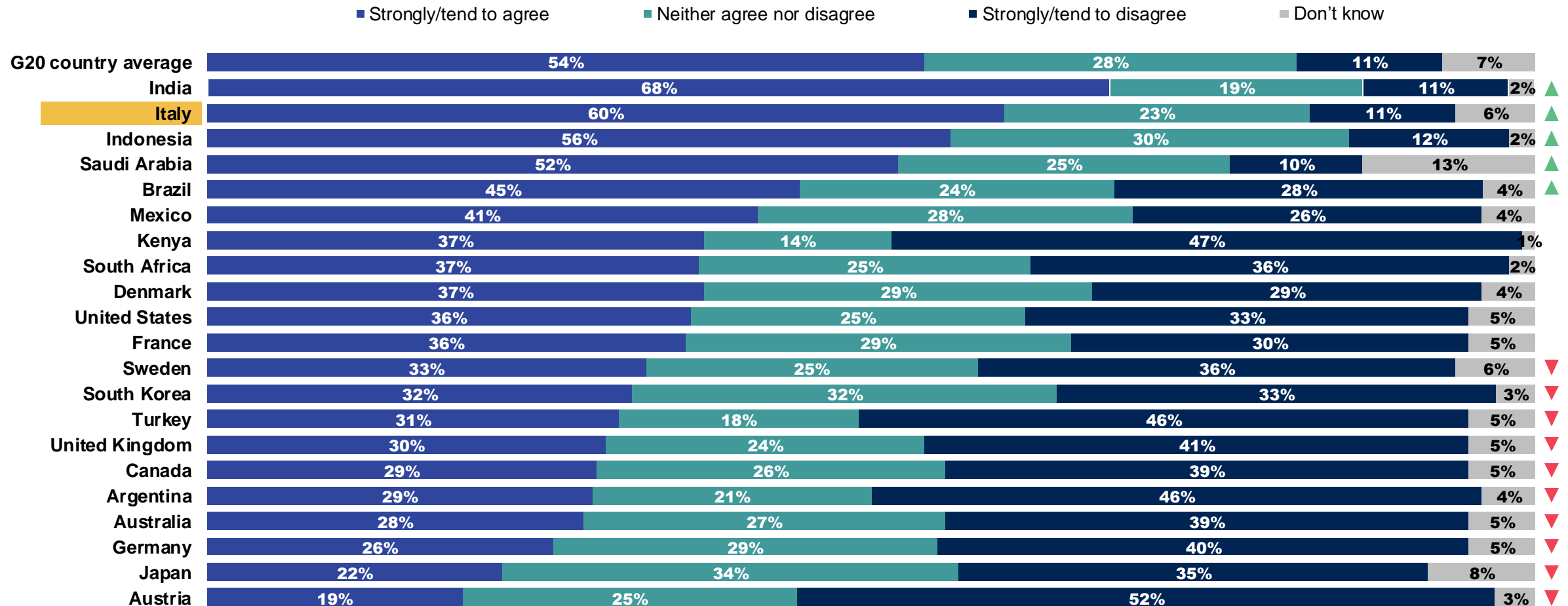


Base: 21,000 across 21 countries, 18 - 55-75, online interviews, 5th March – 8th April 2024. Argentina (1,000), Australia (1,000), Austria (1,000), Brazil (1,000), Canada (1,000), Denmark (1,000), France (1,000), Germany (1,000), India (1,000), Indonesia (1,000), Italy (1,000), Japan (1,000), Kenya (1,000), Mexico (1,000), Saudi Arabia (1,000), South Africa (1,000), South Korea (1,000), Sweden (1,000), Turkey (1,000), United Kingdom (1,000), United States (1,000). 'G20 country average' is an arithmetic average of 17 G20 countries surveyed (Argentina, Australia, Brazil, Canada, France, Germany, India, Indonesia, Italy, Japan, Mexico, Saudi Arabia, South Africa, South Korea, Turkey, United Kingdom, United States).



# We are all better off when some people get rich, because their spending and investment trickles down throughout Italy's society, leading to more wealth for all.

Q13. To what extent, if at all, do you agree or disagree with the following statements about the economy in your country?

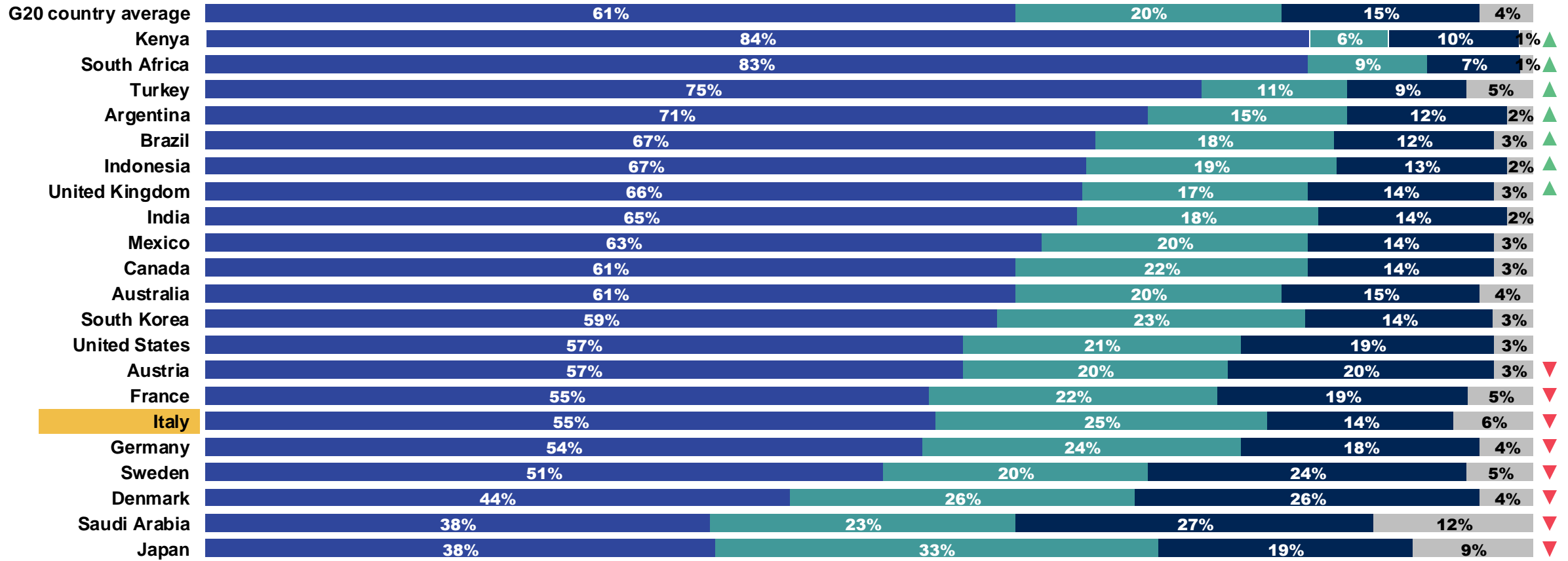


Base: 21,000 across 21 countries, 18 - 55-75, online interviews, 5th March – 8th April 2024. Argentina (1,000), Australia (1,000), Austria (1,000), Brazil (1,000), Canada (1,000), Denmark (1,000), France (1,000), Germany (1,000), India (1,000), Indonesia (1,000), Italy (1,000), Japan (1,000), Kenya (1,000), Mexico (1,000), Saudi Arabia (1,000), South Africa (1,000), South Korea (1,000), Sweden (1,000), Turkey (1,000), United Kingdom (1,000), United States (1,000). 'G20 country average' is an arithmetic average of 17 G20 countries surveyed (Argentina, Australia, Brazil, Canada, France, Germany, India, Indonesia, Italy, Japan, Mexico, Saudi Arabia, South Africa, South Korea, Turkey, United Kingdom, United States).

# The economic system in Italy hurts people who have least money.

Q13. To what extent, if at all, do you agree or disagree with the following statements about the economy in your country?

■ Strongly/tend to agree   ■ Neither agree nor disagree   ■ Strongly/tend to disagree   ■ Don't know

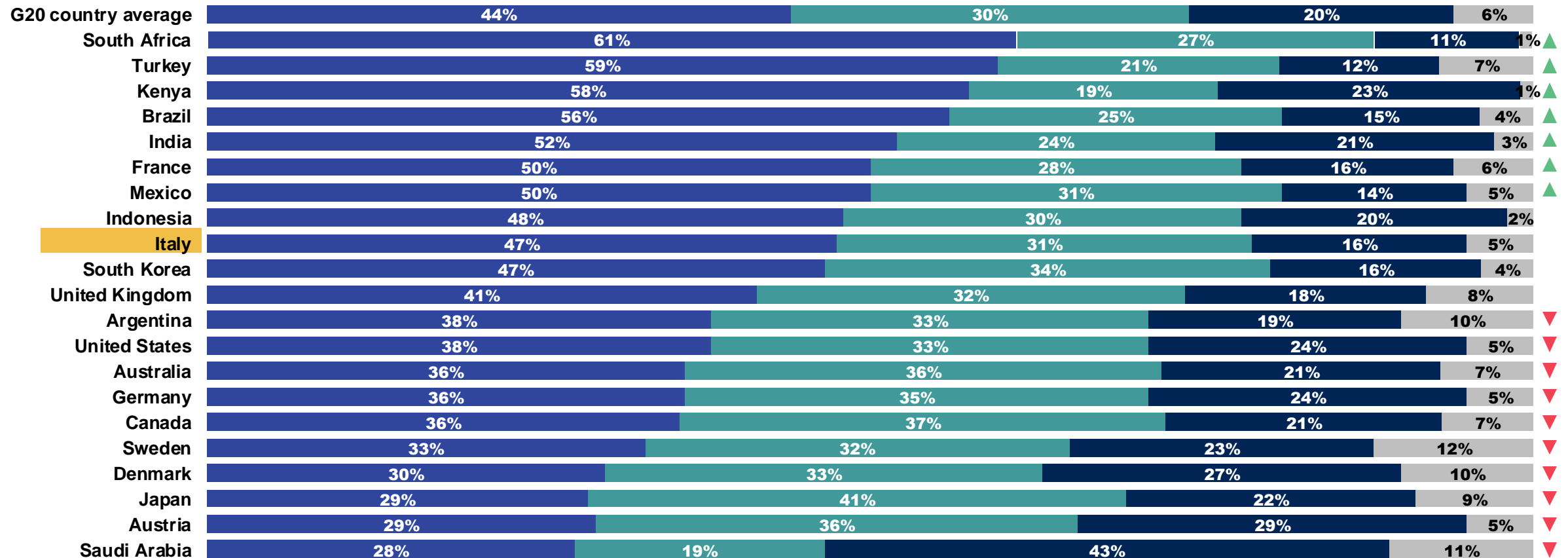


Base: 21,000 across 21 countries, 18 - 55-75, online interviews, 5th March – 8th April 2024. Argentina (1,000), Australia (1,000), Austria (1,000), Brazil (1,000), Canada (1,000), Denmark (1,000), France (1,000), Germany (1,000), India (1,000), Indonesia (1,000), Italy (1,000), Japan (1,000), Kenya (1,000), Mexico (1,000), Saudi Arabia (1,000), South Africa (1,000), South Korea (1,000), Sweden (1,000), Turkey (1,000), United Kingdom (1,000), United States (1,000). 'G20 country average' is an arithmetic average of 17 G20 countries surveyed (Argentina, Australia, Brazil, Canada, France, Germany, India, Indonesia, Italy, Japan, Mexico, Saudi Arabia, South Africa, South Korea, Turkey, United Kingdom, United States).

# The economic system in Italy is bad for the environment.

Q13. To what extent, if at all, do you agree or disagree with the following statements about the economy in your country?

■ Strongly/tend to agree   ■ Neither agree nor disagree   ■ Strongly/tend to disagree   ■ Don't know

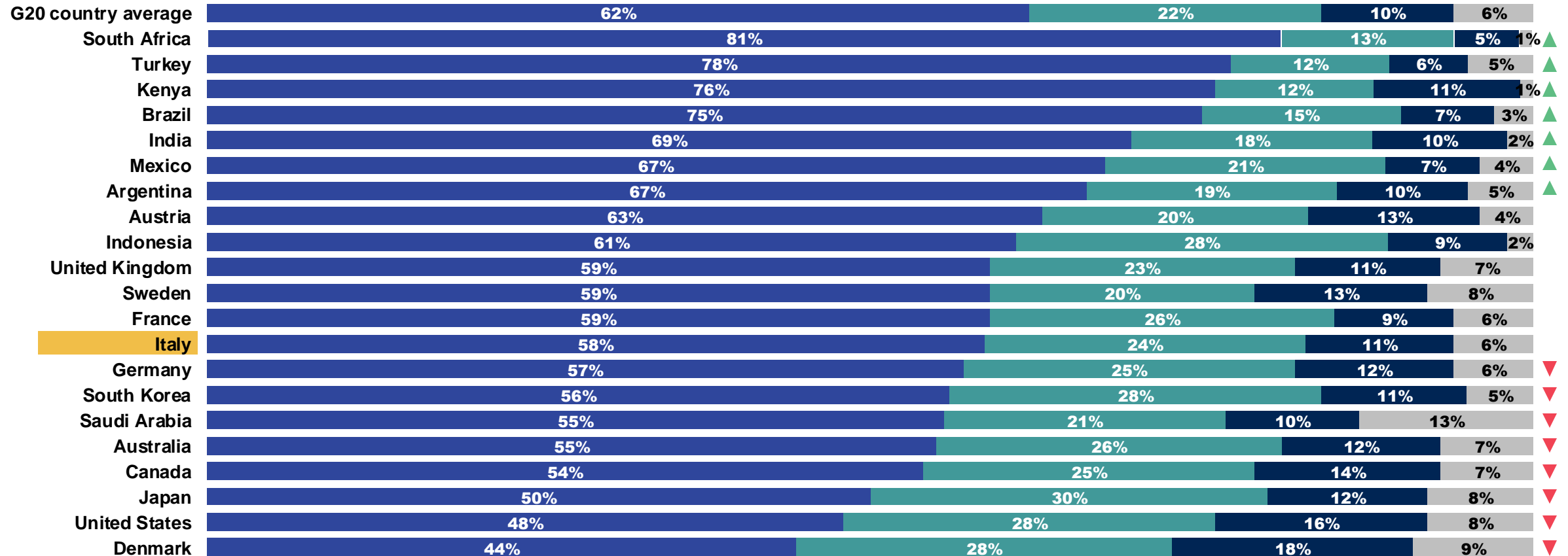


Base: 21,000 across 21 countries, 18 - 55-75, online interviews, 5th March - 8th April 2024. Argentina (1,000), Australia (1,000), Austria (1,000), Brazil (1,000), Canada (1,000), Denmark (1,000), France (1,000), Germany (1,000), India (1,000), Indonesia (1,000), Italy (1,000), Japan (1,000), Kenya (1,000), Mexico (1,000), Saudi Arabia (1,000), South Africa (1,000), South Korea (1,000), Sweden (1,000), Turkey (1,000), United Kingdom (1,000), United States (1,000). 'G20 country average' is an arithmetic average of 17 G20 countries surveyed (Argentina, Australia, Brazil, Canada, France, Germany, India, Indonesia, Italy, Japan, Mexico, Saudi Arabia, South Africa, South Korea, Turkey, United Kingdom, United States).

# The way the world's economy works now is unfair to poorer countries.

Q13. To what extent, if at all, do you agree or disagree with the following statements about the economy in your country?

■ Strongly/tend to agree   ■ Neither agree nor disagree   ■ Strongly/tend to disagree   ■ Don't know

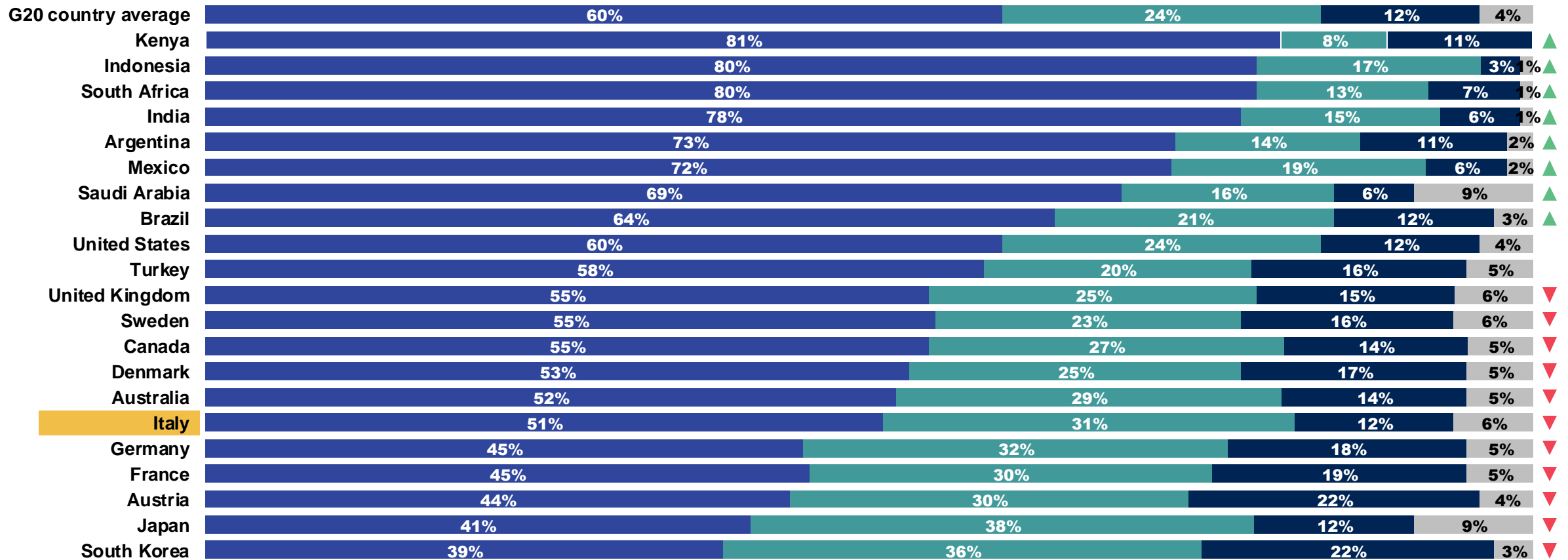


Base: 21,000 across 21 countries, 18 - 55-75, online interviews, 5th March – 8th April 2024. Argentina (1,000), Australia (1,000), Austria (1,000), Brazil (1,000), Canada (1,000), Denmark (1,000), France (1,000), Germany (1,000), India (1,000), Indonesia (1,000), Italy (1,000), Japan (1,000), Kenya (1,000), Mexico (1,000), Saudi Arabia (1,000), South Africa (1,000), South Korea (1,000), Sweden (1,000), Turkey (1,000), United Kingdom (1,000), United States (1,000). 'G20 country average' is an arithmetic average of 17 G20 countries surveyed (Argentina, Australia, Brazil, Canada, France, Germany, India, Indonesia, Italy, Japan, Mexico, Saudi Arabia, South Africa, South Korea, Turkey, United Kingdom, United States).

# Focusing on economic growth in Italy is the best way to achieve wealth and wellbeing for all who live here.

Q13. To what extent, if at all, do you agree or disagree with the following statements about the economy in your country?

■ Strongly/tend to agree   ■ Neither agree nor disagree   ■ Strongly/tend to disagree   ■ Don't know

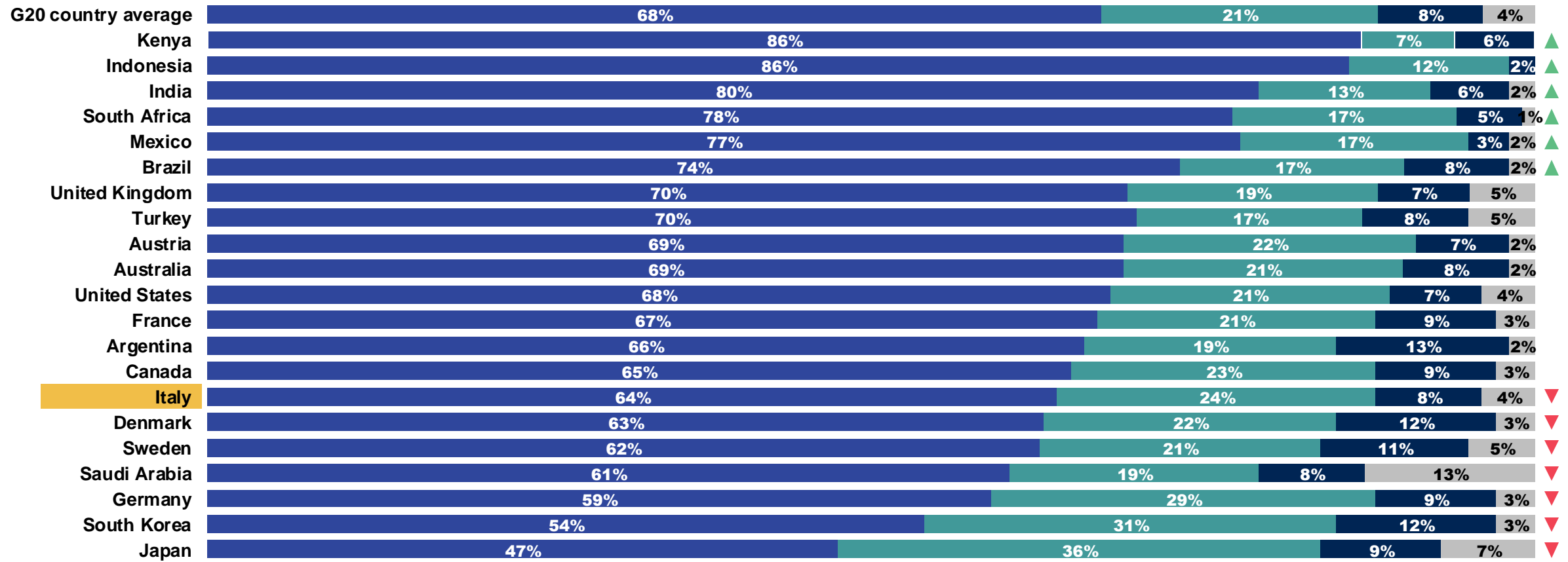


Base: 21,000 across 21 countries, 18 - 55-75, online interviews, 5th March – 8th April 2024. Argentina (1,000), Australia (1,000), Austria (1,000), Brazil (1,000), Canada (1,000), Denmark (1,000), France (1,000), Germany (1,000), India (1,000), Indonesia (1,000), Italy (1,000), Japan (1,000), Kenya (1,000), Mexico (1,000), Saudi Arabia (1,000), South Africa (1,000), South Korea (1,000), Sweden (1,000), Turkey (1,000), United Kingdom (1,000), United States (1,000). 'G20 country average' is an arithmetic average of 17 G20 countries surveyed (Argentina, Australia, Brazil, Canada, France, Germany, India, Indonesia, Italy, Japan, Mexico, Saudi Arabia, South Africa, South Korea, Turkey, United Kingdom, United States).

# The way Italy's economy works should prioritise the health and wellbeing of people and nature rather than focusing solely on profit and increasing wealth in Italy.

Q13. To what extent, if at all, do you agree or disagree with the following statements about the economy in your country?

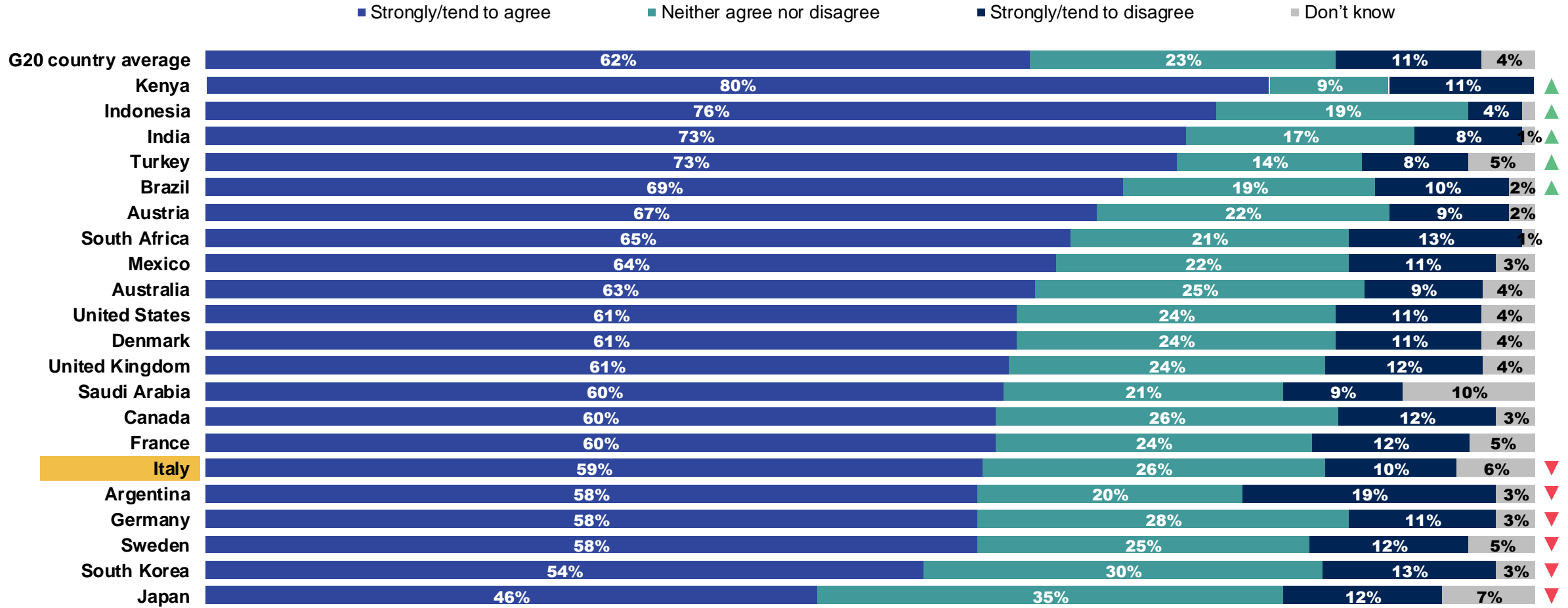
■ Strongly/tend to agree   ■ Neither agree nor disagree   ■ Strongly/tend to disagree   ■ Don't know



Base: 21,000 across 21 countries, 18 - 55-75, online interviews, 5th March – 8th April 2024. Argentina (1,000), Australia (1,000), Austria (1,000), Brazil (1,000), Canada (1,000), Denmark (1,000), France (1,000), Germany (1,000), India (1,000), Indonesia (1,000), Italy (1,000), Japan (1,000), Kenya (1,000), Mexico (1,000), Saudi Arabia (1,000), South Africa (1,000), South Korea (1,000), Sweden (1,000), Turkey (1,000), United Kingdom (1,000), United States (1,000). 'G20 country average' is an arithmetic average of 17 G20 countries surveyed (Argentina, Australia, Brazil, Canada, France, Germany, India, Indonesia, Italy, Japan, Mexico, Saudi Arabia, South Africa, South Korea, Turkey, United Kingdom, United States).

# The economic success of a country should be measured by the health and wellbeing of its citizens, not how fast the economy is growing.

Q13. To what extent, if at all, do you agree or disagree with the following statements about the economy in your country?



Base: 21,000 across 21 countries, 18 - 55-75, online interviews, 5th March - 8th April 2024. Argentina (1,000), Australia (1,000), Austria (1,000), Brazil (1,000), Canada (1,000), Denmark (1,000), France (1,000), Germany (1,000), India (1,000), Indonesia (1,000), Italy (1,000), Japan (1,000), Kenya (1,000), Mexico (1,000), Saudi Arabia (1,000), South Africa (1,000), South Korea (1,000), Sweden (1,000), Turkey (1,000), United Kingdom (1,000), United States (1,000). 'G20 country average' is an arithmetic average of 17 G20 countries surveyed (Argentina, Australia, Brazil, Canada, France, Germany, India, Indonesia, Italy, Japan, Mexico, Saudi Arabia, South Africa, South Korea, Turkey, United Kingdom, United States).

# To what extent, if at all, do you agree or disagree with the following statements about the economy in your country? (Strongly / tend to agree).

Q13. To what extent, if at all, do you agree or disagree with the following statements about the economy in your country?

	Total (A)	Gender		Household income			Age				
		Male (B)	Female (C)	Low (D)	Middle (E)	High (F)	18-24 (G)	25-34 (H)	35-44 (I)	45-54 (J)	55-65 (K)
The way economy works should prioritise the health and wellbeing of people and nature rather than focusing solely on profit and increasing wealth in Italy	64% H	66%	61%	65%	62%	67%	63%	56%	58%	66%	71%
There's too much economic inequality in Italy these days	61% CGH	64% AC	57%	58%	59%	65% A	48%	48%	63% GH	60% GH	72% AGHIJ
We are all better off when some people get rich (as spending and investment trickles down, leading to more wealth for all)	60% CJ	65% AC	55%	61%	59%	66% A	63%	60%	59%	53%	66% AJ
The economic success of a country should be measured by the health and wellbeing of its citizens, not how fast the economy is growing	59% CH	62% AC	55%	56%	54%	66% ADE	54%	45%	56%	60% H	70% AGHIJ
The way the world's economy works now is unfair to poorer countries	58% CH	63% AC	53%	55%	58%	66% AD	55%	51%	57%	59%	65% AH
The economic system in Italy hurts people who have least money	55% H	57%	53%	59% A	54%	55%	51%	46%	55%	58% H	59% H
Focusing on economic growth in Italy is the best way to achieve wealth and wellbeing for all who live here	51% H	51%	50%	54%	50%	54%	57% H	42%	46%	54% H	55% HI
The economic system in Italy is bad for the environment	47% A	48%	46%	52% A	46%	47%	53%	49%	47%	46%	46%

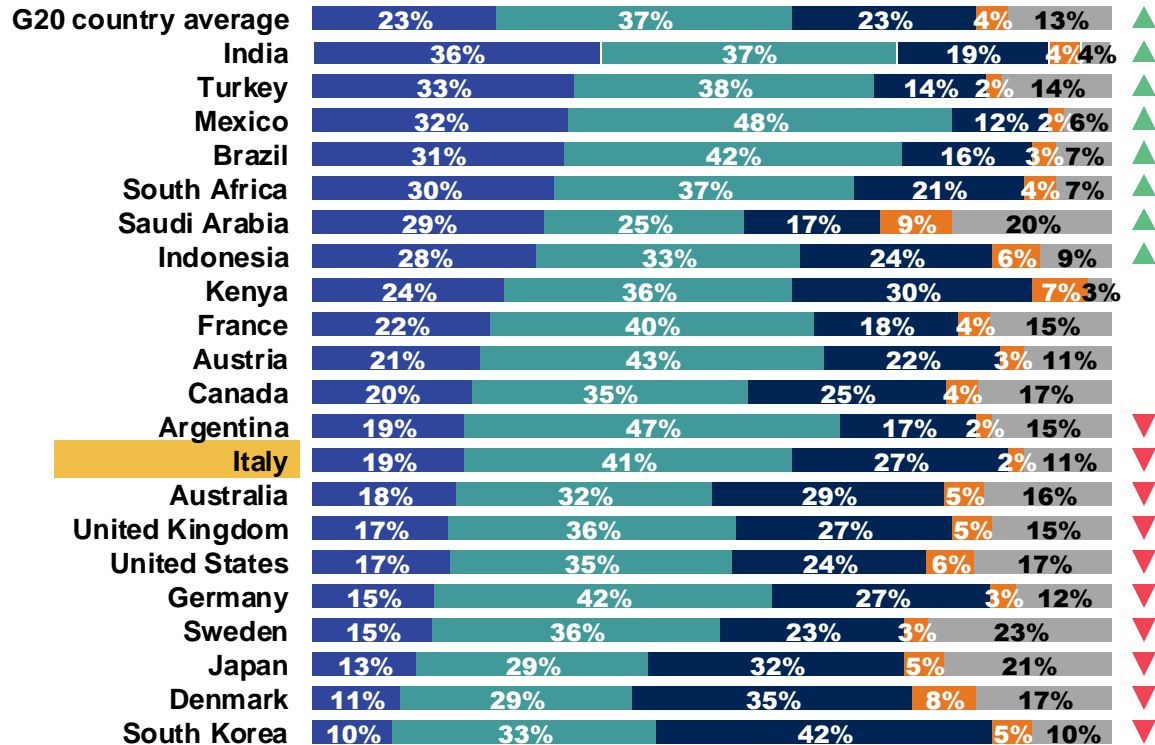


# Which comes closest to your view about the following political systems?

Q14. Which comes closest to your view about the following political systems?

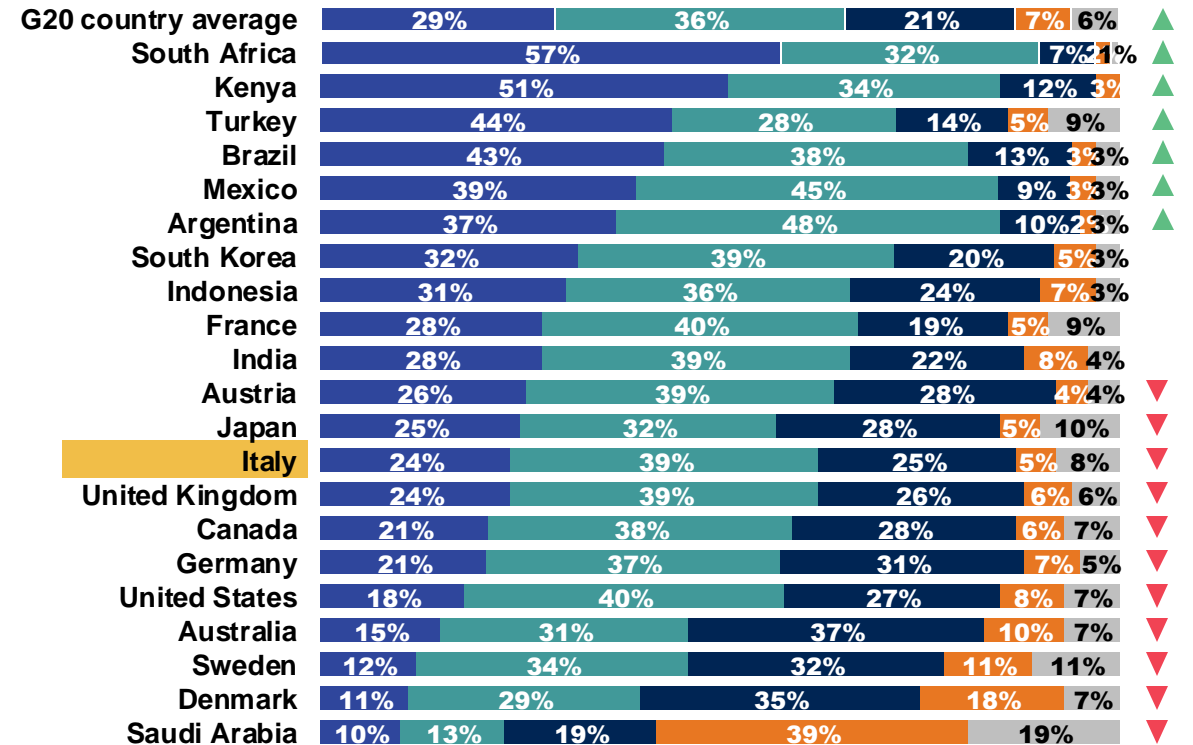
## The global political system

- It needs to be completely reformed
- It needs minor changes
- Don't know
- It needs major changes
- It doesn't need to be changed



## The political system of Italy

- It needs to be completely reformed
- It needs minor changes
- Don't know
- It needs major changes
- It doesn't need to be changed



Base: 21,000 across 21 countries, 18 - 55-75, online interviews, 5th March – 8th April 2024. Argentina (1,000), Australia (1,000), Austria (1,000), Brazil (1,000), Canada (1,000), Denmark (1,000), France (1,000), Germany (1,000), India (1,000), Indonesia (1,000), Italy (1,000), Japan (1,000), Kenya (1,000), Mexico (1,000), Saudi Arabia (1,000), South Africa (1,000), South Korea (1,000), Sweden (1,000), Turkey (1,000), United Kingdom (1,000), United States (1,000). 'G20 country average' is an arithmetic average of 17 G20 countries surveyed (Argentina, Australia, Brazil, Canada, France, Germany, India, Indonesia, Italy, Japan, Mexico, Saudi Arabia, South Africa, South Korea, Turkey, United Kingdom, United States).

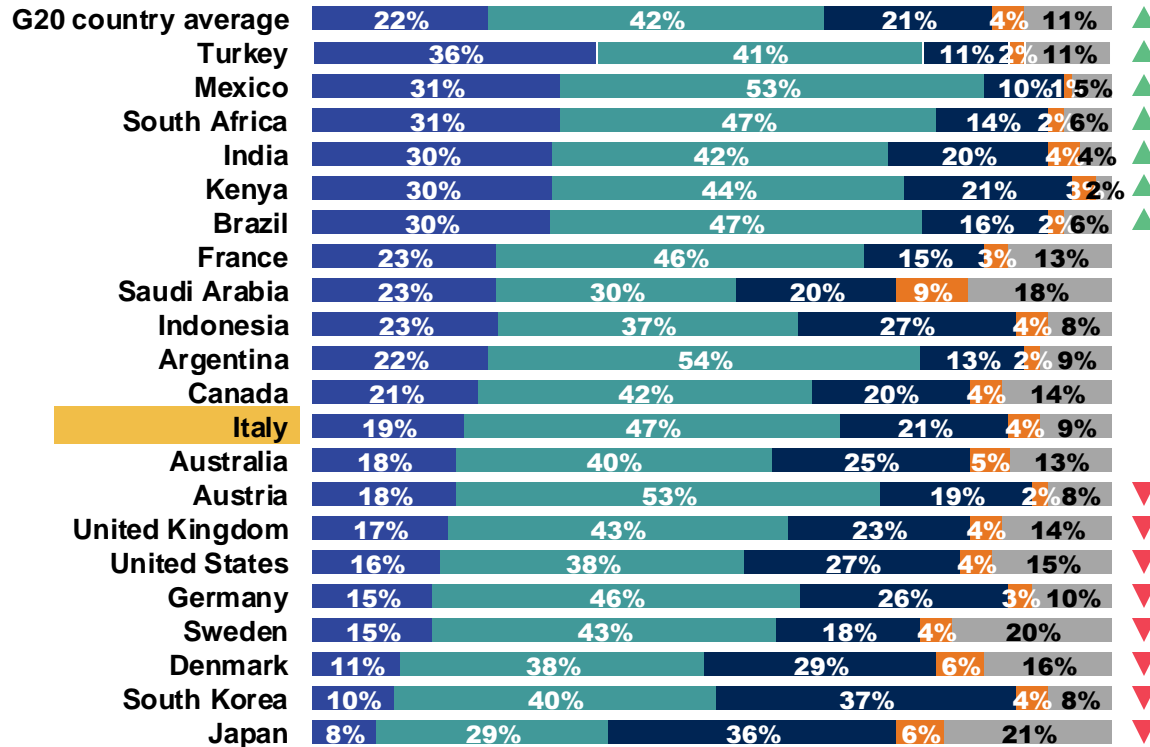


# Which comes closest to your view about the following economic systems?

Q14. Which comes closest to your view about the following political systems?

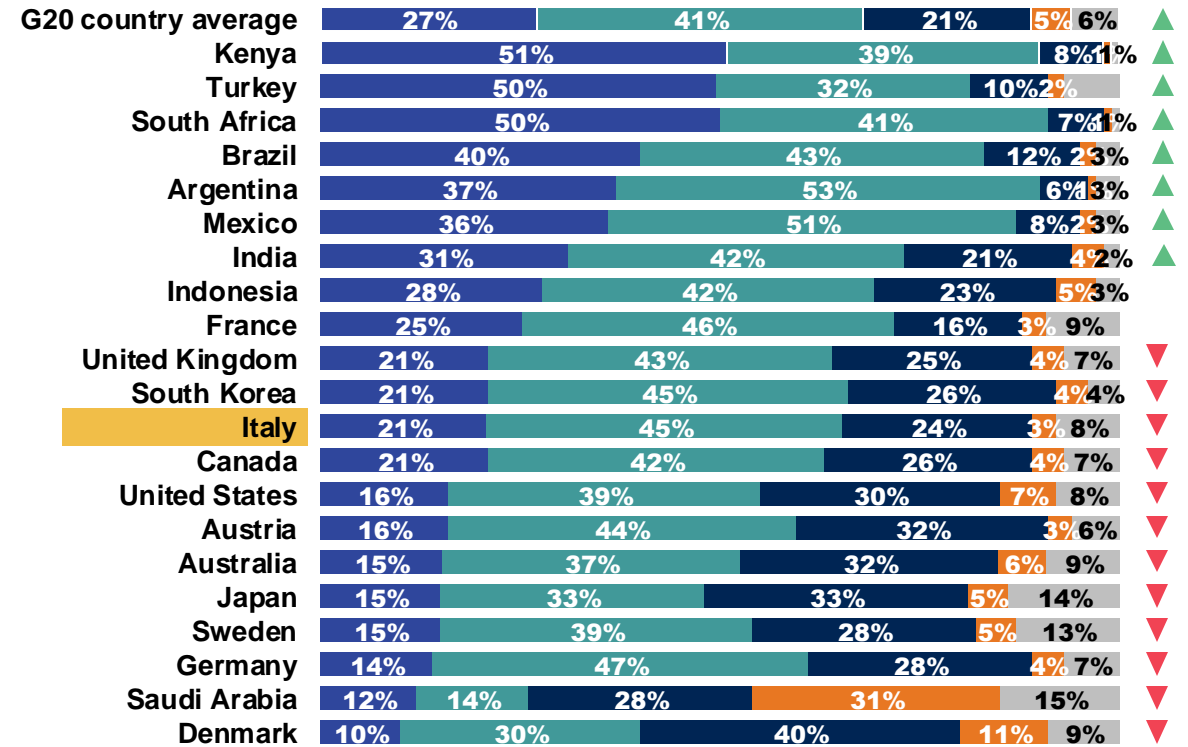
## The global economic system

- It needs to be completely reformed
- It needs minor changes
- Don't know
- It needs major changes
- It doesn't need to be changed



## The economic system of Italy

- It needs to be completely reformed
- It needs minor changes
- Don't know
- It needs major changes
- It doesn't need to be changed



Base: 21,000 across 21 countries, 18 - 55-75, online interviews, 5th March – 8th April 2024. Argentina (1,000), Australia (1,000), Austria (1,000), Brazil (1,000), Canada (1,000), Denmark (1,000), France (1,000), Germany (1,000), India (1,000), Indonesia (1,000), Italy (1,000), Japan (1,000), Kenya (1,000), Mexico (1,000), Saudi Arabia (1,000), South Africa (1,000), South Korea (1,000), Sweden (1,000), Turkey (1,000), United Kingdom (1,000), United States (1,000). 'G20 country average' is an arithmetic average of 17 G20 countries surveyed (Argentina, Australia, Brazil, Canada, France, Germany, India, Indonesia, Italy, Japan, Mexico, Saudi Arabia, South Africa, South Korea, Turkey, United Kingdom, United States).

# Values and demographics

# 03

# To what extent are you optimistic or pessimistic about each of the following... (Very / somewhat optimistic).

Q2. To what extent are you optimistic or pessimistic about each of the following...

	Total (A)	Gender		Household income			Age				
		Male (B)	Female (C)	Low (D)	Middle (E)	High (F)	18-24 (G)	25-34 (H)	35-44 (I)	45-54 (J)	55-65 (K)
<b>Your future</b>	31%	32%	31%	33%	30%	33%	37%	35%	28%	33%	28%
<b>The future of your country</b>	25%	28%	22%	27%	23%	27%	29%	30%	24%	24%	22%
	C	AC						K			K
<b>The future of the world</b>	20%	21%	20%	23%	21%	20%	25%	28%	19%	19%	16%
	KMN						K	AUJK			

Base: Italy, 1,000 adults aged 18 to 65, interviewed online in March and April 2024.  
For subgroup base sizes, please see Methodology.

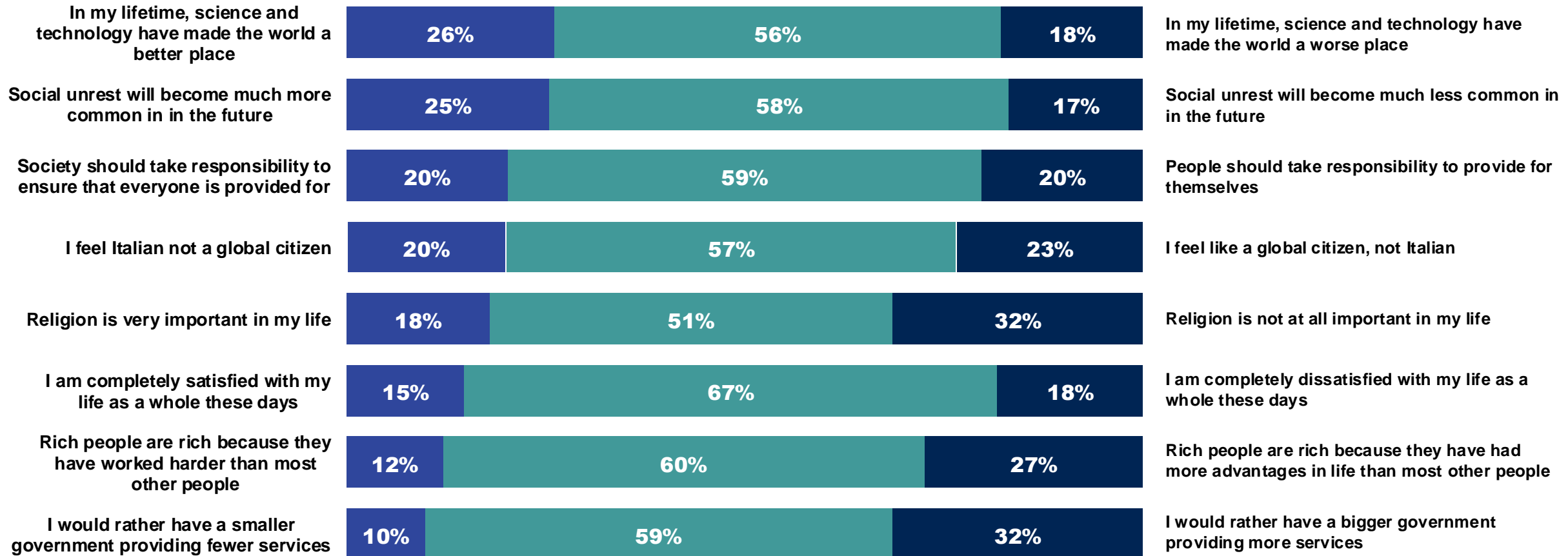
Green letters show that column % is significantly higher than the column indicated by the letter. Subgroups sig tested against total and comparable others (i.e. male vs female; low vs middle vs high household income; 18-24 vs 25-34 vs 35-44 vs 45-54 vs 55-65).



# Please now give us your views on the following issues. We will show you two statements – please tell us which of these statements is closer to your beliefs.

Q3. 1 means you agree completely with the statement on the left; 7 means you agree completely with the statement on the right; and if your views fall somewhere in between, you can choose any number in between.

■ Net: 1-2 ■ Net: 3-5 ■ Net: 6-7



Base: Italy, 1,000 adults aged 18 to 65, interviewed online in March and April 2024.



# How satisfied are you with the financial situation of your household?

# How exposed, if at all, are you personally to environmental and climate related risks, and threats?

QD4. How satisfied are you with the financial situation of your household?

QD5. How exposed, if at all, are you personally to environmental and climate related risks, and threats?

		Total (A)	Gender		Household income			Age				
			Male (B)	Female (C)	Low (D)	Middle (E)	High (F)	18-24 (G)	25-34 (H)	35-44 (I)	45-54 (J)	55-65 (K)
How satisfied are you with the financial situation of your household?	NET: Very/fairly satisfied	42%	43%	42%	30%	43%	56%	50%	39%	47%	41%	39%
		D				D	ADE					
How exposed, if at all, are you personally to environmental and climate related risks, and threats?	NET: Very/fairly dissatisfied	27%	27%	28%	41%	25%	16%	20%	30%	25%	29%	28%
		F			AEF	F						
How exposed, if at all, are you personally to environmental and climate related risks, and threats?	NET: Very/somewhat exposed	44%	45%	44%	49%	48%	39%	54%	55%	46%	40%	36%
		FKL*MN			AF	F		AK	AJK			
How exposed, if at all, are you personally to environmental and climate related risks, and threats?	NET: Not very/not at all exposed	47%	49%	46%	43%	46%	57%	41%	35%	45%	52%	56%
		DH					AE		H	GH	AGHI	

Base: Italy, 1,000 adults aged 18 to 65, interviewed online in March and April 2024.  
For subgroup base sizes, please see Methodology.

Green letters show that column % is significantly higher than the column indicated by the letter. Subgroups sig tested against total and comparable others (i.e. male vs female; low vs middle vs high household income; 18-24 vs 25-34 vs 35-44 vs 45-54 vs 55-65).



# Methodology

# 04

# Objectives and methodology.

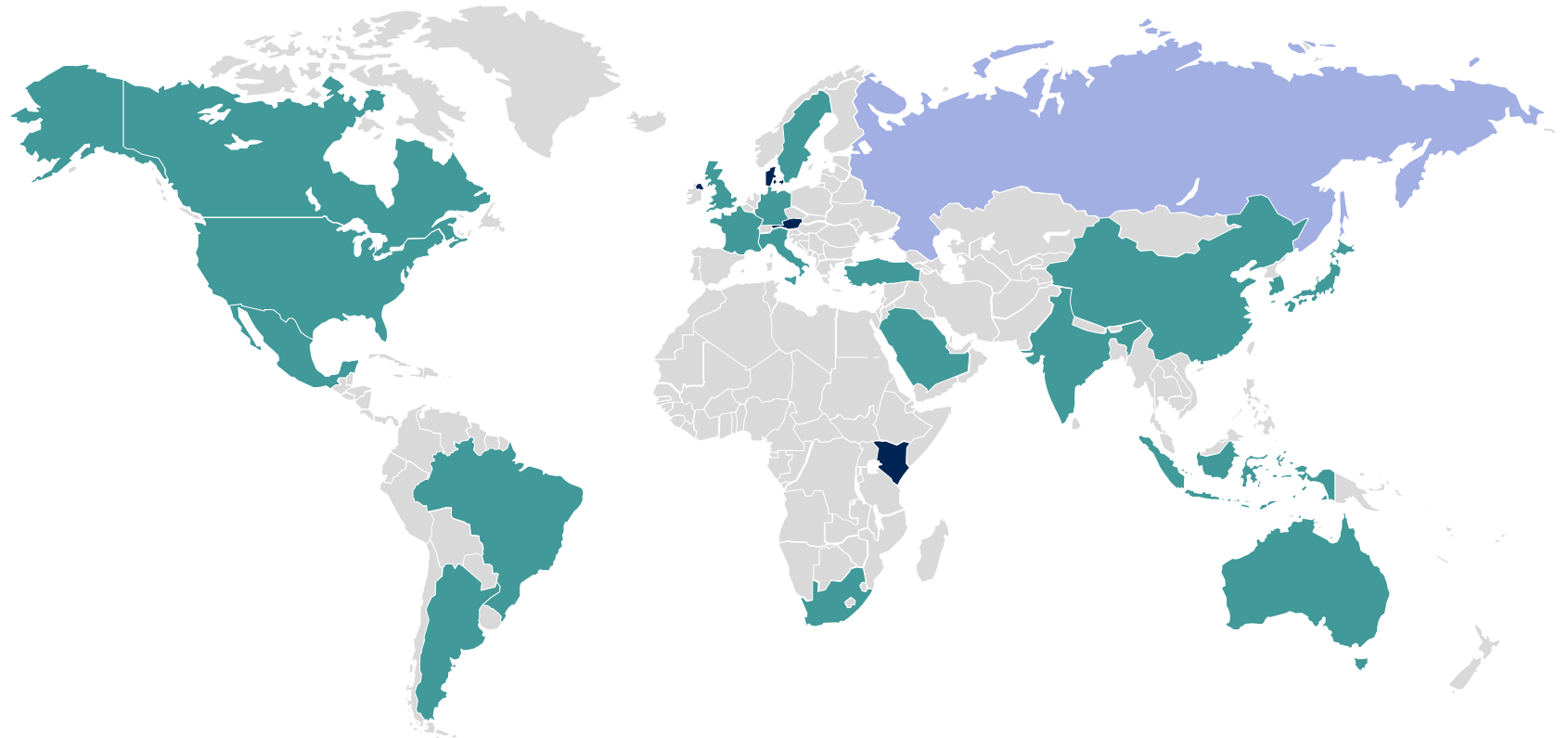
- Commissioned by Earth4All and the Global Commons Alliance, in partnership with The Policy Institute Kings College, Wellbeing Alliance, ISWE, and Wellbeing Economy Alliance, Ipsos conducted research to understand **attitudes to societal transformations, political / economic systems and planetary stewardship**. Questions focused on: values and worldviews, attitudes towards nature and planetary stewardship, attitudes towards national and global political and economic systems, levels of support for Earth4All policy recommendations. **This report focuses on attitudes towards national and global political and economic systems, and levels of support for Earth4All policy proposals.**
- Ipsos surveyed **22,000 participants aged 18 to 55-75 in total across 22 countries**. This included 18 G20 countries (Argentina (1,000), Australia (1,000), Brazil (1,000), Canada (1,000), China (1,000), France (1,000), Germany (1,000), India (1,000), Indonesia (1,000), Italy (1,000), Japan (1,000), Mexico (1,000), Saudi Arabia (1,000), South Africa (1,000), South Korea (1,000), Turkey (1,000), United Kingdom (1,000), United States (1,000)), plus four countries outside the G20 (Austria (1,000), Denmark (1,000), Kenya (1,000) and Sweden (1,000)). Not all questions were asked in China. All interviews were conducted online and took place between **5th March and 8th April 2024**.
- **Quota sampling** was used, and in each country data are **weighted to be representative of the national population on age, gender, region and working status**. Where results do not sum to 100, this may be due to rounding, multiple responses, or the exclusion of 'don't know' categories.
- **This report presents a 'G20 country average'** and compares individual countries against this. Overall 'G20 country average' percentage is an arithmetic average of national results across the 18 G20 countries surveyed (or 17 G20 countries in the case of questions that were not asked in China), where the results from each country have the same weight and are not pro-rata to the true population proportions for this audience.
- This report presents the findings from **Italy**, comparing responses with the other nations surveyed. This study also compares responses from different demographic groups in Italy. In **Italy, 1,000 participants aged 18-75 were interviewed** in Italian between 5th March and 8th April 2024.



# Methodology: Study Coverage.

22 countries were included in the study, a total of **22,000 participants** from age 18 to 55-75.

Some questions that were asked were also run in the [Global Commons Survey in 2021](#). Where this is the case, trend data has been shown for those countries included in both the 2021 and 2024 studies.



■ Countries new to survey in 2024   ■ Countries surveyed in 2021 & 2024   ■ Countries surveyed in 2021 only

# Methodology: Demographics /subgroups bases.

Unweighted 1000 / Weighted 1000	
<b>Gender</b>	
Male	496 / 498 50%
Female	500 / 498 50%
<b>Employment Status</b>	
Working	618 / 618 62%
Not working	382 / 382 38%
<b>Education</b>	
Below degree	736 / 736 74%
Degree or above	258 / 258 26%
<b>Household Income</b>	
Low (0-21,000 Euro)	338 / 338 34%
Middle (21,001-36,000 Euro)	224 / 224 23%
High (36,001+ Euro)	343 / 343 34%
<b>Children in Household</b>	
Yes	329 / 329 33%
No	662 / 662 66%

Unweighted 1000 / Weighted 1000	
<b>Age</b>	
18-24	111 / 111 11%
25-34	170 / 170 17%
35-44	200 / 199 20%
45-54	258 / 258 26%
55-65	261 / 261 26%
<b>Region</b>	
Nord-Ovest	266 / 266 27%
Nord-Est	195 / 195 19%
Centro	198 / 198 20%
Sud	232 / 232 23%
Isole	109 / 109 11%

Please note: any use of the data from this research in the public domain will need to be signed-off by Ipsos's Polls for Publication team.

# Ipsos Standards & Accreditations

Ipsos's standards & accreditations provide our clients with the peace of mind that they can always depend on us to deliver reliable, sustainable findings. Moreover, our focus on quality and continuous improvement means we have embedded a 'right first time' approach throughout our organisation.



**ISO 20252** – is the international specific standard for market, opinion and social research, including insights and data analytics. Ipsos in the UK was the first company in the world to gain this accreditation.



**MRS Company Partnership** – By being an MRS Company Partner, Ipsos UK endorse and support the core MRS brand values of professionalism, research excellence and business effectiveness, and commit to comply with the MRS Code of Conduct throughout the organisation & we were the first company to sign our organisation up to the requirements & self-regulation of the MRS Code; more than 350 companies have followed our lead.



**ISO 9001** – International general company standard with a focus on continual improvement through quality management systems. In 1994 we became one of the early adopters of the ISO 9001 business standard.



**ISO 27001** – International standard for information security designed to ensure the selection of adequate and proportionate security controls. Ipsos UK was the first research company in the UK to be awarded this in August 2008.



**The UK General Data Protection Regulation (UK GDPR) & the UK Data Protection Act 2018 (DPA)** – Ipsos UK is required to comply with the UK General Data Protection Regulation and the UK Data Protection Act; it covers the processing of personal data and the protection of privacy.



**HMG Cyber Essentials** – A government backed and key deliverable of the UK's National Cyber Security Programme. Ipsos UK was assessment validated for certification in 2016. Cyber Essentials defines a set of controls which, when properly implemented, provide organisations with basic protection from the most prevalent forms of threat coming from the internet.



**Fair Data** – Ipsos UK is signed up as a 'Fair Data' Company by agreeing to adhere to twelve core principles. The principles support and complement other standards such as ISOs, and the requirements of Data Protection legislation.

---

**This work was carried out in accordance with the requirements of the international quality standard for market research, ISO 20252 and with the Ipsos UK Terms and Conditions.**

# Appendix: Trending vs Global Commons research

# 05

# The way Italy's economy works should prioritise the health and wellbeing of people and nature rather than focusing solely on profit and increasing wealth in Italy. (Strongly / tend to agree).

Q13. To what extent, if at all, do you agree or disagree with the following statements about the economy in your country?

	2021	2023	
G20*	74%	68%	▼
Argentina	73%	66%	▼
Australia	71%	69%	▼
Brazil	78%	74%	
Canada	69%	65%	▼
France	75%	67%	▼
United Kingdom	69%	70%	
Germany	73%	59%	▼
India	77%	80%	
Indonesia	86%	86%	
Italy	77%	64%	▼
Japan	61%	47%	▼
Saudi Arabia	59%	61%	
South Korea	71%	54%	▼
Mexico	79%	77%	
South Africa	78%	78%	
Turkey	85%	70%	▼
United States	68%	68%	
Sweden	56%	62%	▲

Base= 2021=18,655; 2023=19,000. \*Please note that G20 average in 2021 included Russia.