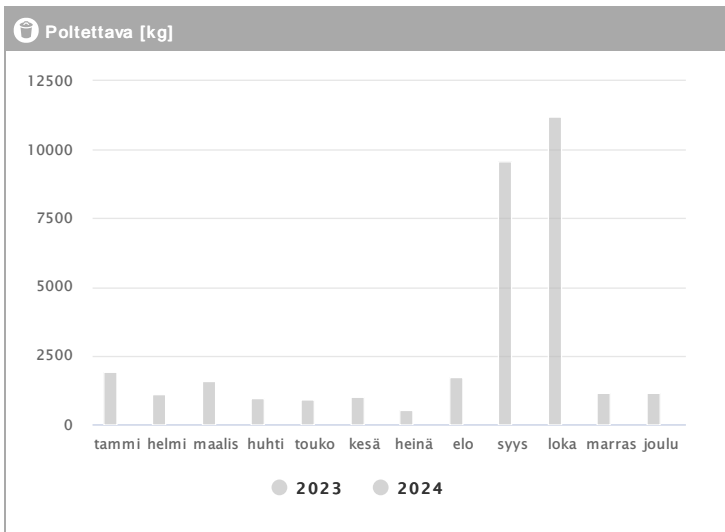
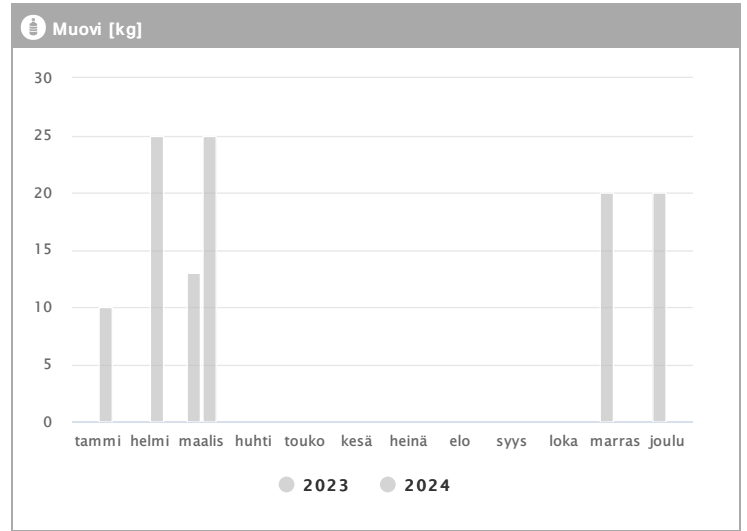
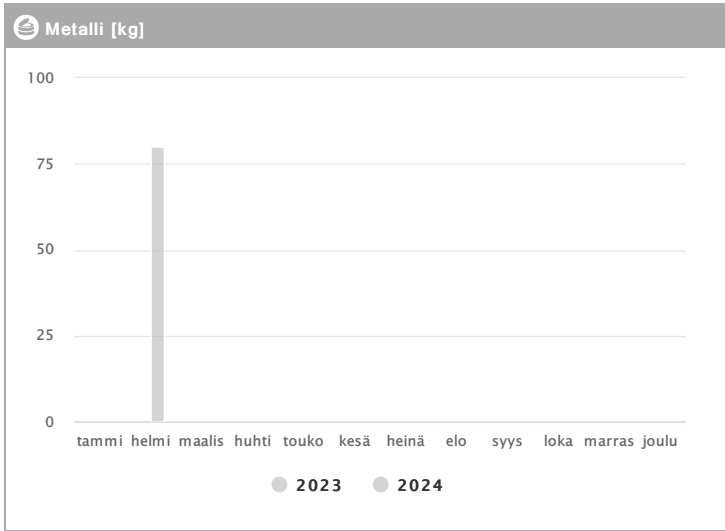
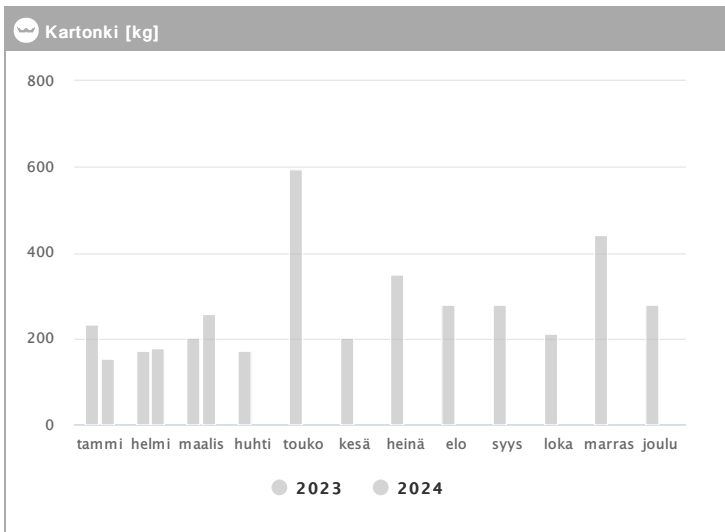
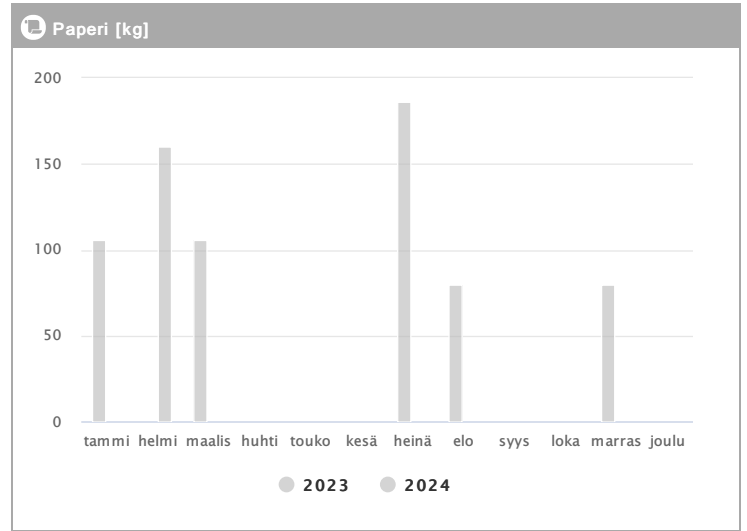
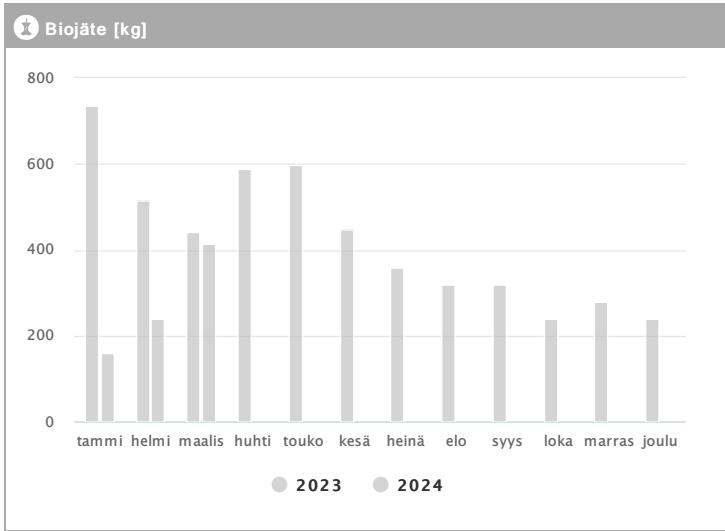


# Kiinteistö Oy Oulun Kangastie 16 1.2023 - 12.2024



| Kuukausi          | Metalli [kg] |           |          | Muovi [kg] |           |               | Poltettava [kg] |          |                 |
|-------------------|--------------|-----------|----------|------------|-----------|---------------|-----------------|----------|-----------------|
|                   | 2023         | 2024      | → [%]    | 2023       | 2024      | → [%]         | 2023            | 2024     | → [%]           |
| Tammikuu          | -            | -         | -        | -          | 10        | -             | 1920            | -        | -               |
| Helmikuu          | -            | 80        | -        | -          | 25        | -             | 1100            | -        | -               |
| Maaliskuu         | -            | -         | -        | 13         | 25        | 92,3 %        | 1600            | 3        | -99,8 %         |
| Huhtikuu          | -            | -         | -        | -          | -         | -             | 940             | -        | -               |
| Toukokuu          | -            | -         | -        | -          | -         | -             | 900             | -        | -               |
| Kesäkuu           | -            | -         | -        | -          | -         | -             | 1020            | -        | -               |
| Heinäkuu          | -            | -         | -        | -          | -         | -             | 540             | -        | -               |
| Elokuu            | -            | -         | -        | -          | -         | -             | 1720            | -        | -               |
| Syyskuu           | -            | -         | -        | -          | -         | -             | 9600            | -        | -               |
| Lokakuu           | -            | -         | -        | -          | -         | -             | 11200           | -        | -               |
| Marraskuu         | -            | -         | -        | 20         | -         | -             | 1140            | -        | -               |
| Joulukuu          | -            | -         | -        | 20         | -         | -             | 1140            | -        | -               |
| <b>Summa</b>      |              | <b>80</b> | <b>-</b> | <b>53</b>  | <b>60</b> | <b>13,2 %</b> | <b>32820</b>    | <b>3</b> | <b>-100,0 %</b> |
| <b>Keskisarvo</b> |              | <b>80</b> | <b>-</b> | <b>18</b>  | <b>20</b> | <b>13,2 %</b> | <b>2735</b>     | <b>3</b> | <b>-99,9 %</b>  |

# Kiinteistö Oy Oulun Kangastie 16 1.2023 - 12.2024



| Kuukausi         | ♻️ Biojäte [kg] |            |                | 📄 Paperi [kg] |            |                | 📦 Kartonki [kg] |            |                |
|------------------|-----------------|------------|----------------|---------------|------------|----------------|-----------------|------------|----------------|
|                  | 2023            | 2024       | → [%]          | 2023          | 2024       | → [%]          | 2023            | 2024       | → [%]          |
| Tammikuu         | 737             | 160        | -78,3 %        | 106           | -          | -              | 233             | 152        | -34,8 %        |
| Helmikuu         | 516             | 240        | -53,5 %        | -             | 160        | -              | 173             | 177        | 2,3 %          |
| Maaliskuu        | 442             | 415        | -6,1 %         | 106           | -          | -              | 203             | 258        | 27,1 %         |
| Huhtikuu         | 589             | -          | -              | -             | -          | -              | 173             | -          | -              |
| Toukokuu         | 598             | -          | -              | -             | -          | -              | 596             | -          | -              |
| Kesäkuu          | 448             | -          | -              | -             | -          | -              | 202             | -          | -              |
| Heinäkuu         | 360             | -          | -              | 186           | -          | -              | 350             | -          | -              |
| Elokuu           | 320             | -          | -              | 80            | -          | -              | 280             | -          | -              |
| Syyskuu          | 320             | -          | -              | -             | -          | -              | 280             | -          | -              |
| Lokakuu          | 240             | -          | -              | -             | -          | -              | 210             | -          | -              |
| Marraskuu        | 280             | -          | -              | 80            | -          | -              | 440             | -          | -              |
| Joulukuu         | 240             | -          | -              | -             | -          | -              | 280             | -          | -              |
| <b>Summa</b>     | <b>5090</b>     | <b>815</b> | <b>-84,0 %</b> | <b>558</b>    | <b>160</b> | <b>-71,3 %</b> | <b>3420</b>     | <b>587</b> | <b>-82,8 %</b> |
| <b>Keskiarvo</b> | <b>424</b>      | <b>272</b> | <b>-36,0 %</b> | <b>112</b>    | <b>160</b> | <b>43,4 %</b>  | <b>285</b>      | <b>196</b> | <b>-31,3 %</b> |