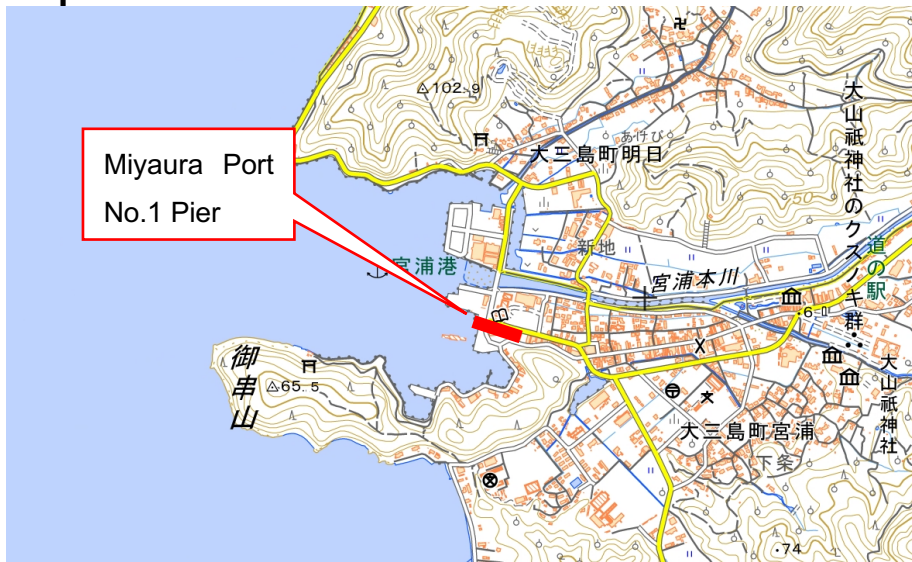


Miyaura Port Pier No. 1 – Mooring Guidelines

Pier Location and Mooring Specifications

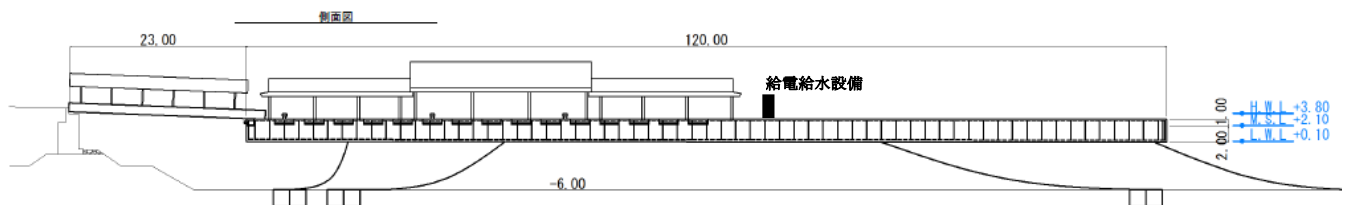
Address: 5714 Miyaura, Imabari City, Ehime Prefecture

Map

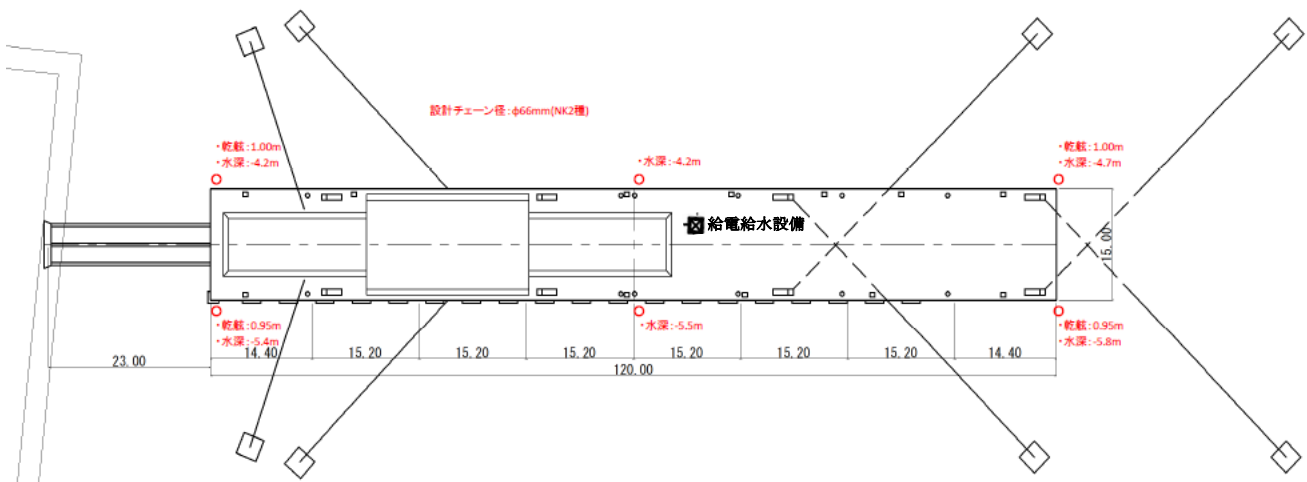


Diagrams of the pier

Side view



Plan view

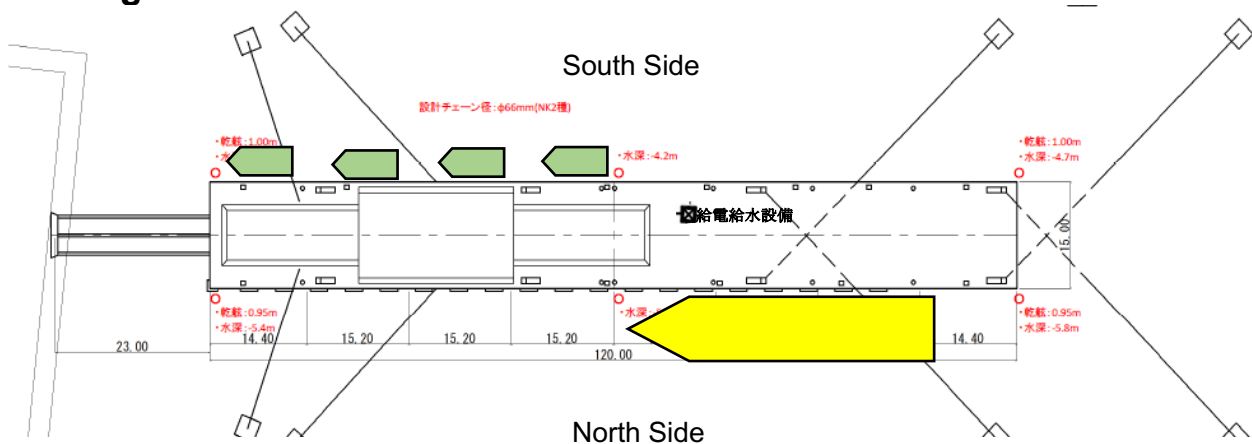


Maximum docking speed: 0.4 knots

Vessel size

- Maximum length: 60 m (Exceptions can sometimes be made for larger vessels, but prior consultation is necessary.)
- Maximum draft: 4.4 m (north side) and 3.2 m (south side)

Mooring rules



- Please contact the Omishima Branch Office in advance to confirm berth availability.
- As a general rule, application forms should be submitted at least 10 days prior to arrival.
- Use of the pier is limited to vessels used exclusively for leisure.
- The pier is unavailable on the day of the Tsuruhime Festival (in September or October).
- Berthing allocation:
 - Vessels 24 m and over: North side
 - Vessels under 24 m: South side"
- Maximum mooring duration (subject to availability):
 - Vessels 24 m and over: 10 days
 - Vessels under 24 m: 3 days

Contact Information

Port authority

Imabari City Omishima Branch, Residents' Service Division

Phone: +81-897-82-0500 / Fax: +81-897-82-0661

Email: oomisima4@imabari-city.jp

Office hours

8:30 a.m. – 5:00 p.m. (daily)

Note: On weekends and holidays, inquiries are handled by phone only.

Please call +81-897-82-0173 (Miyaura Port Office).

Payment method:

Fees may be paid in cash upon arrival, or using a payment slip at a designated financial institution*.

Designated bank: Iyo Bank

*Other authorized financial institutions: Ehime Bank; Ochi-Imabari Agricultural Cooperative (JA Ochi-Imabari); Hiroshima Bank; Yamaguchi Bank; The Hyakujushi Bank (114 Bank); Shikoku Bank; Tokushima Taisho Bank; Kagawa Bank; Kochi Bank; Ehime Shinkin Bank; Shikoku Labour Bank; Imabari Tachibana Agricultural Cooperative (JA Imabari Tachibana)

Port Fees and Services

Mooring and port entry fees

- Mooring fees:
 - Vessels under 24 m: ¥320 per meter of vessel length, per 24 hours
 - Vessels 24 m and over: ¥800 per meter of vessel length, per 24 hours
- Port entry fees: None

Shore power

- Fee: ¥510 for 12 hours
- Socket type: Receptacle (Marinco USA, Model 6369CR, 50A, 125/250V)
- Power supply capacity: AC 100/200V, 50A
- Keep the power box door closed at all times, including during use.
- Turn the breaker on only after connecting the vessel's power cable.
- After use, turn the breaker off before disconnecting the cable."
- If the breaker trips, there may be a risk of electrical leakage. Please contact the office immediately.
- A key to the power box will be provided at the start of use. Please return the key to the office when finished.
- Shore power cables are not provided. Please bring your own.

Water supply

- Fee: ¥650.3 per 1 m³
- Water supply rate: 0.065 m³ per minute (approximately 1 m³ every 15 minutes)
- A water faucet key will be provided. Please return it to the office when finished.
- Hoses are not provided. Please bring your own.

Other

- Waste disposal is not available. Please take all trash with you.