













# Budget Performance: allocation, release and execution

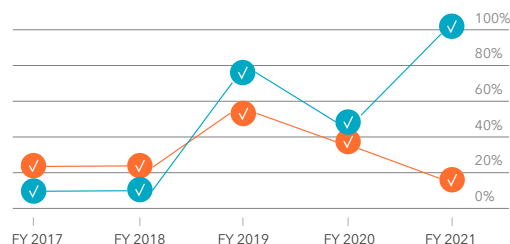
All currency in West African CFA francs (FCFA)



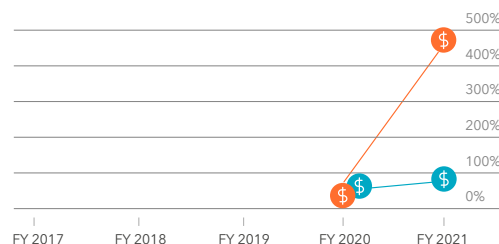
Indicators	FP Programs*	FP Commodities
<b>✓ Adequacy/sufficiency</b> Government budget allocation as a % of the total funding need	 <b>95.1%</b> 1.6 billion allocated / 1.7 billion needed	 <b>9.5%</b> 100 million allocated / 1.05 billion needed
<b>☰ Priority</b> Government budget allocation as a % of the total government budget allocation to the Ministry of Health (MoH)	 <b>1.8%</b> 1.6 billion allocated / 88.6 billion MoH budget	 <b>0.1%</b> 100 million allocated / 88.6 billion MoH budget
<b>⌚ Timeliness</b> % of the government budget disbursed as scheduled	 <b>48.2%</b> 758 million disbursed as scheduled / 1.6 billion allocated	 <b>434.4%</b> 434.4 million disbursed as scheduled / 100 million allocated
<b>💰 Budget execution</b> % of expenditure of government budget allocation	 <b>48.2%</b> 758 million spent / 1.6 billion allocated	 <b>434.4%</b> 434.4 million spent / 100 million allocated
<b>⤴ Performance/ownership</b> Government expenditure as a % of total funding need	 <b>46%</b> 758 million spent / 1.7 billion	 <b>41%</b> 434.4 million spent / 1 billion needed
<b>📄 Coverage</b> Annual government expenditure per woman of reproductive age (WRA) – number of WRA: 3,186,266	 <b>FCFA 238</b> 238 spent per WRA / 658 needed per WRA	 <b>FCFA 136</b> 136 spent per WRA / 293 needed per WRA

## Trend Data

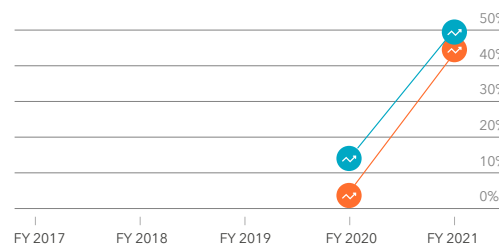
Adequacy/sufficiency



Budget execution



Performance/ownership



\*FP programs include: education and information services on FP and reproductive health; counseling on contraceptives and FP; and training health workers to provide FP information, education and communication.

## FP Budget Recommendations























- Advocate for the timely disbursement of FP resources in order to increase the implementation rate of FP-related services and contributions.
- Create specific, dedicated budget lines for FP programs and the purchase of contraceptive products in the health sector budget.
- Advocate with the MoH and the Ministry of Decentralization for prioritization of FP in the distribution of the Communal Investment Fund to facilitate the inclusion of FP in communal budgets.
- Mobilize actors in the expenditure chain to streamline procurement procedures for contraceptive products.
- Strengthen advocacy for domestic resource mobilization for FP.
- Organize a session for monitoring and knowledge management/evaluation of efforts to support domestic financing for FP.


## Trend Data

- The allocation for FP programs as a share of the funding need increased significantly between FY 2020 and FY 2021, from 40.7% to 95.1%.
- The allocation for FP commodities as a share of the funding need decreased significantly between FY 2020 and FY 2021, from 31.3% to 9.5%.
- Government expenditures for FP programs increased significantly from 25.7% in FY 2020 to 48.2% in FY 2021.
- Government expenditures for FP commodities increased significantly from 0% in FY 2020 to 434.4% in FY 2021.

# Budget Transparency

Government budget documents must be comprehensive, published in a timely manner and made publicly available on government websites free of charge

Indicators	FP Programs		FP Commodities	
	Level of transparency	Is the data disaggregated?	Level of transparency	Is the data disaggregated?
 <b>Funding need</b>	 Source: Budgeted National Family Planning Action Plan 2019-2023, Directorate of Mother and Child Health, MoH, May 2019.	 Yes	 Source: Budgeted National Family Planning Action Plan 2019-2023, Directorate of Mother and Child Health, MoH, May 2019.	 Yes
 <b>Budget allocation</b>	 Source: Annual Integrated Work Plan (AIWP) 2021, General Secretariat of the Ministry, MoH.**	 No For internal use in the MoH	 Source: AIWP 2021, General Secretariat of the Ministry, MoH.**	 No For internal use in the MoH
 <b>Disbursement</b>	 Source: Self-Evaluation Report of the National Primary Health Care Agency (NPHCA)/Sexual and Reproductive Health Support Program (SRHSP) as of December 31, 2021, MoH.**	 No For internal use in the MoH	 Source: Self-Evaluation Report of the NPHCA/SRHSP as of December 31, 2021, MoH.**	 No For internal use in the MoH
 <b>Expenditure</b>	 Source: Self-Evaluation Report of the NPHCA/SRHSP as of December 31, 2021, MoH.**	 No For internal use in the MoH	 Source: Self-Evaluation Report of the NPHCA/SRHSP as of December 31, 2021, MoH.**	 No For internal use in the MoH
**Although this data source is not available to the public, the civil society researcher was able to access it through government contacts.				
<b>Total MoH Budget</b>	 Source: State Budget 2021, Detailed Presentation of Expenditures, MoH. (Published on the websites of the Ministry of Economy and Finance and the General Directorate of Budget.)	 Yes		

 Data not produced
  Data for internal purposes/use only
  Data available only upon request or published on nongovernment website
  Data available on government website

## Budget Transparency Recommendations

- Include a budget line item on FP funding in the MoH budget execution report.
- Make data on FP-related disbursements and expenditures publicly available.
- Post AIWP's and contraceptive procurement tables on the MoH website for public access.
- Organize regular reporting sessions on budget execution in general, with separate discussions for FP in particular.