

Understanding Your NEM Bill


(Commercial NEM consumer)

EBCE buys clean power for East Bay customers.

Customers on East Bay Community Energy’s (EBCE) Bright Choice plan can expect to pay slightly less than they would have paid PG&E. Customers on EBCE’s Brilliant 100 service pay the same as they would have paid PG&E and get a cleaner energy mix. Customers on EBCE’s Renewable 100 pay slightly more than they would have paid PG&E and receive 100% wind and solar electricity.

PG&E delivers our power and handles customer billing.

PG&E bills include the same fees, program charges, low-income discounts, and electric delivery rates for all customers regardless of whether they are on EBCE or not. With EBCE, customers now receive a "generation credit" on the PG&E bill that offsets EBCE charges.



ENERGY STATEMENT

www.pge.com/MyEnergy

Account No: _____

Statement Date: 09/25/2020

Due Date: 10/12/2020

Service For:

Questions about your bill?

Solar Hotline: 1-877-743-4112 M-F 8-5
 Phone: 1-866-743-0335
 Monday-Friday 7 a.m.-9 p.m.
 Saturday 8 a.m.-6 p.m.
www.pge.com/MyEnergy

Ways To Pay

www.pge.com/waystopay

Your Enrolled Programs

Net Energy Metering (NEM)

Your Account Summary

| | |
|--|-------------------|
| Amount Due on Previous Statement | \$2,886.94 |
| Payment(s) Received Since Last Statement | -2,886.94 |
| Previous Unpaid Balance | \$0.00 |
| Current PG&E Electric Monthly Charges | \$822.07 |
| East Bay Community Energy Electric Generation Charges | 894.30 |
| Current Gas Charges | 357.48 |
| Total Amount Due by 10/12/2020 | \$2,073.85 |

Your Net Energy Metering (NEM) Account Summary

Year-to-date (YTD) NEM charges are based on your YTD usage. Your NEM balance will be reconciled on your annual True-Up statement (04/2021). No credits will be carried over to your next True-Up period. Please see the "Summary of Your NEM YTD Charges" for more details.

| | |
|---|-------------------|
| Total NEM Charges Before Taxes | \$2,629.89 |
| Estimated Taxes | 17.93 |
| YTD Estimated NEM Charges At True-Up | \$2,647.82 |

A Current PG&E Electric Monthly Charges- This is PG&E’s charge to deliver electricity over transmission lines, maintain infrastructure, and provide other services including their customer service and billing. For most NEM accounts, PG&E only charges you for the minimum delivery charges each month.

Contact customer-support@ebce.org or call 1-833-699-EBCE (3223) with any questions.



B

East Bay Community Energy Electric Generation Charges- This charge covers EBCE's cost of purchasing clean electricity for customers. EBCE will charge you for electricity you use that is not covered by existing generation credits.

C

Your Net Energy Metering (NEM) Account Summary- This estimates your PG&E delivery charges at your annual PG&E true up. For more information about these charges, please contact PG&E's solar hotline at 877-743-4112.



ENERGY STATEMENT

www.pge.com/MyEnergy

Account No:
Statement Date: 09/25/2020
Due Date: 10/12/2020

Summary of Your NEM Year-to-Date (YTD) Charges

Service For:
Service Agreement ID:
Rate Schedule: A10SX

Summary of NEM Charges

| Bill Period End Date | Net Peak Usage (kWh) | Net Part Peak Usage (kWh) | Net Off Peak Usage (kWh) | Net Usage (kWh) | Estimated NEM Charges Before Taxes | Estimated NEM Charges After Taxes |
|----------------------|----------------------|---------------------------|--------------------------|-----------------|------------------------------------|-----------------------------------|
| 05/17/2020 | -209 | 363 | 3617 | 3771 | \$325.51 | \$328.03 |
| 06/16/2020 | -345 | 678 | 3517 | 3850 | 374.20 | 376.70 |
| 07/15/2020 | -156 | 792 | 4024 | 4660 | 452.89 | 455.92 |
| 08/16/2020 | 26 | 976 | 4962 | 5964 | 579.64 | 583.52 |
| 09/15/2020 | 772 | 1875 | 6589 | 9236 | 897.65 | 903.65 |
| TOTAL | 88 | 4684 | 22709 | 27481 | \$2,629.89 | \$2,647.82 |

Estimated tax amount, if applicable, is displayed in the box below. Differences in net usage occur due to rounding. Demand charges are not included in this table.

How Your True-Up is Calculated

Your YTD Total NEM Charges represent the balance of your net usage since the start of your True-Up period. Charges are calculated each month but are not billed until the end of the True-Up period.

Your Summary of NEM Charges will be reset to zero at True-Up.

This is your YTD balance. Your total NEM balance will be reconciled on your True-Up statement (04/2021).

| | |
|---|-------------------|
| Total NEM Charges Before Taxes | \$2,629.89 |
| Estimated Taxes | 17.93 |
| YTD Estimated NEM Charges At True-Up | \$2,647.82 |

This page lists all your monthly PG&E electric delivery charges for the year and the estimated annual true up charges for PG&E.

Contact customer-support@ebce.org or call 1-833-699-EBCE (3223) with any questions.



ENERGY STATEMENT

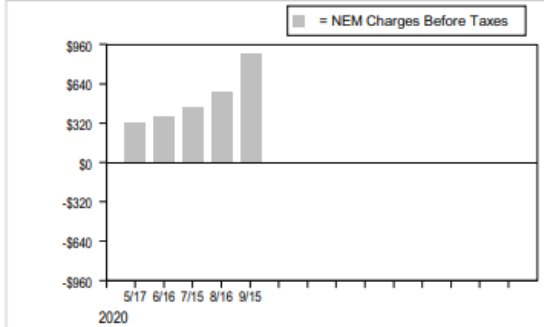
www.pge.com/MyEnergy

Account No:
Statement Date: 09/25/2020
Due Date: 10/12/2020

Summary of Your NEM Year-to-Date (YTD) Charges (continued)

Service For:
Service Agreement ID:
Rate Schedule: A10SX

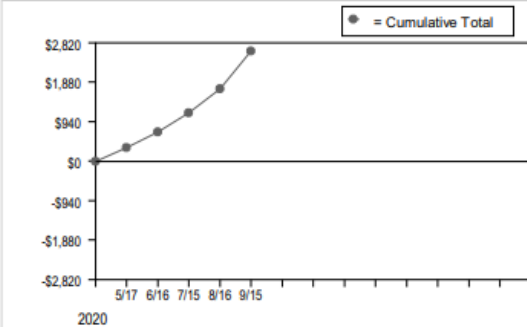
NEM Charges Before Taxes



Monthly NEM Charges

Monthly NEM Charges represent the cost of the electricity you use each month. You don't pay your monthly NEM balance each month. Instead, your Monthly NEM Charges are added up to calculate your Cumulative NEM balance, which you pay at True-Up.

Cumulative NEM Balance by Month



Cumulative NEM Balance

Cumulative NEM balance is a running total of your electricity costs and can increase or decrease depending on each month's use and generation. You only pay your Cumulative NEM balance at True-Up.

This page summarizes the PG&E delivery charges on a monthly basis and on a rolling basis.



ENERGY STATEMENT

www.pge.com/MyEnergy

Account No:
Statement Date: 09/25/2020
Due Date: 10/12/2020

Details of PG&E Electric Monthly Charges

08/17/2020 - 09/15/2020 (30 billing days)

Service For:
Service Agreement ID:
Rate Schedule: A10SX
Enrolled Programs: Net Energy Metering (NEM)

08/17/2020 - 09/15/2020

| | | |
|----------------------------|---------------------------|----------|
| Customer Charge | 30 days @ \$4.77841 | \$143.35 |
| Demand Charge ¹ | 42.000000 kW @ \$21.94000 | 921.48 |
| Generation Credit | | -242.76 |

Electric Monthly Charges \$822.07

¹ Demand charges are prorated for the number of days in each rate period

Service Information


| | |
|-----------------------|------------------|
| Meter # | |
| Consumption | 9,472.000000 kWh |
| Net Generation | -236.000000 kWh |
| Net Usage | 9,236.000000 kWh |
| Serial | V |
| Rotating Outage Block | 50 |



D Customer charge- This is the minimum monthly delivery charge from PG&E. PG&E will charge you at the end of your true-up year for additional delivery charges depending on your generation and usage for the full year.

Contact customer-support@ebce.org or call 1-833-699-EBCE (3223) with any questions.

- E** Demand Charge- This charge is based on the maximum amount of power drawn during a specific time interval this billing period. EBCE's discount with Bright Choice service also applies to the generation-related demand charges.
- F** Generation Credit- This credit offsets the generation charge for demand from EBCE.
- G** Consumption- This is your electric usage for the month.
- H** Net Generation- This is the amount of electricity your NEM system delivers to the grid for the billing period.
- I** Net Usage- This is the net electricity usage for the billing period. This is what your charges are based on.



ENERGY STATEMENT

www.pge.com/MyEnergy

Account No:

Statement Date: **09/25/2020**

Due Date: **10/12/2020**

Details of NEM Charges

08/17/2020 - 09/15/2020 (30 billing days)

Service For:
Service Agreement ID:
Rate Schedule: A10SX
Enrolled Programs: Net Energy Metering (NEM)

08/17/2020 – 09/15/2020

| | | | |
|--------------------------------------|------------------------------|--|-----------------|
| Net Usage | | | |
| Peak | 772.000000 kWh @ \$0.23996 | | \$185.25 |
| Part Peak | 1,875.000000 kWh @ \$0.18483 | | 346.56 |
| Off Peak | 6,589.000000 kWh @ \$0.15676 | | 1,032.89 |
| Generation Credit | | | -985.05 |
| Power Charge Indifference Adjustment | | | 318.00 |
| Franchise Fee Surcharge | | | 6.00 |
| Monthly NEM Charges | | | \$903.65 |

2018 Vintaged Power Charge Indifference Adjustment

Your NEM balance will be reconciled on your True-Up statement (04/2021).

Average Daily Usage (kWh / day)

| Last Year | Last Period | Current Period |
|-----------|-------------|----------------|
| 409.67 | 186.38 | 307.87 |

Service Information

Meter #

Consumption 9,472.000000 kWh

Net Generation -236.000000 kWh

Net Usage 9,236.000000 kWh

Serial V

Rotating Outage Block 50

Additional Messages


Time-Of-Use Customers: Every year, Daylight Saving Time ends on the first Sunday of November. To adjust for this, your time-of-use periods will begin and end one hour later between the last Sunday in October and the first Sunday in November.

- J**
- K**
- L**

- J** Generation Credit- This credit offsets the generation charge from EBCE.

Contact customer-support@ebce.org or call 1-833-699-EBCE (3223) with any questions.

- K** Power Charge Indifference Adjustment- PG&E charges EBCE customers a Power Charge Indifference Adjustment (PCIA), which is calculated based on the number of kilowatt-hours used each month. The PCIA is intended to ensure that EBCE customers pay the difference between what PG&E paid for power contracted to serve them prior to their switch, and the current market value of that power. The PCIA charge is factored into EBCE's rate setting process.
- L** Franchise Fee Surcharge- This fee is collected by PG&E to cover costs associated with rights to use public streets to provide gas and electric service. This fee is factored into EBCE's rate setting process.

| | | |
|---|---|--|
|  | ENERGY STATEMENT www.pge.com/MyEnergy | Account No: Statement Date: 09/25/2020 Due Date: 10/12/2020 |
|---|---|--|

Details of East Bay Community Energy Electric Generation Charges

08/17/2020 - 09/15/2020 (30 billing days)

Service For:
Service Agreement ID: Customer Number:

08/17/2020 – 09/15/2020

Rate Schedule: A10SX-Bright Choice

| | | | | |
|-------------------|--------------|-----|-------------|----------|
| Max Demand Summer | 42.000000 | kW | @ \$5.78000 | \$242.76 |
| Off-Peak Summer | 6,589.000000 | kWh | @ \$0.09400 | 619.37 |
| Part-Peak Summer | 1,875.000000 | kWh | @ \$0.12207 | 228.88 |
| Peak Summer | 772.000000 | kWh | @ \$0.17720 | 136.80 |

| | |
|---|---------|
| Power Charge Indifference Adjustment Credit | -318.00 |
| Franchise Fee Surcharge Credit | -6.00 |
| Bright Choice | -12.28 |

Net Charges 891.53

| | |
|--|------|
| Energy Commission Tax | 2.77 |
| Credited to (Debited from) NEM Balance | 0.00 |

Your NEM Balance is now \$0.00

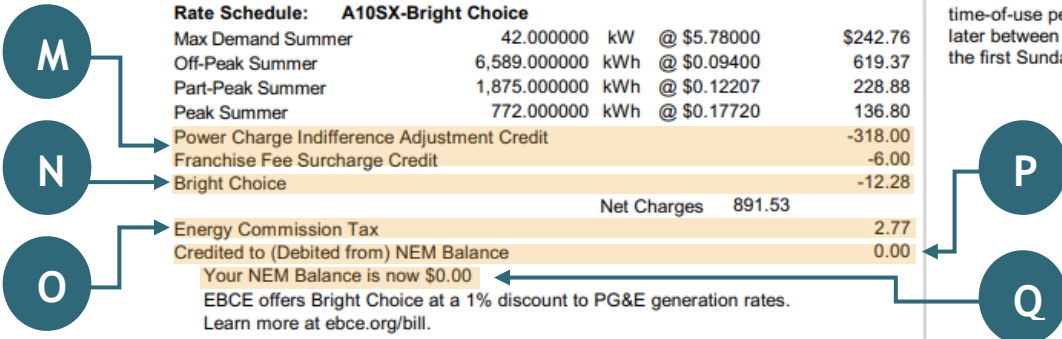
EBCE offers Bright Choice at a 1% discount to PG&E generation rates.
Learn more at ebce.org/bill.

Total East Bay Community Energy Electric Generation Charges \$894.30

For questions regarding charges on this page, please contact:
EAST BAY COMMUNITY ENERGY
1-833-699-3223
ebce.org

Additional Messages

Time-Of-Use Customers: Every year, Daylight Saving Time ends on the first Sunday of November. To adjust for this, your time-of-use periods will begin and end one hour later between the last Sunday in October and the first Sunday in November.



- M** Power Charge Indifference Adjustment Credit and Franchise Fee Surcharge Credit- PG&E adds these fees onto the PG&E Electric Delivery Charges. EBCE credits them back to you.
- N** Bright Choice- This line item will appear if you are on EBCE's Bright Choice service. This displays the 1% Bright Choice discount.
- O** Energy Commission Tax- This fee is collected on behalf of the California Energy Commission and applies to all customers, regardless of service provider. The California legislature established the Energy Commission tax in 1975. The tax provides additional funding for the California Energy Commission.

Contact customer-support@ebce.org or call 1-833-699-EBCE (3223) with any questions.

- P** Credited to (Debited from) NEM Balance- This shows how much is taken from or added to your NEM balance. If you over generate, credit will be added to your NEM balance. If you have net usage, charges will be debited from your NEM balance to cover your monthly charges.

- Q** Your NEM Balance is now- This indicates how much credit is sitting in your EBCE NEM Balance. At the April EBCE cash out period, your credit will be converted into your payout. EBCE sends checks to customers with a payout that is greater than or equal to \$100 and rolls over credit if your calculated payout is less than \$100.