

Understanding Your NEM Bill


(Residential NEM consumer)

EBCE buys clean power for East Bay customers.

Customers on East Bay Community Energy's (EBCE) Bright Choice plan can expect to pay slightly less than they would have paid PG&E. Customers on EBCE's Brilliant 100 service pay the same as they would have paid PG&E and get a cleaner energy mix. Customers on EBCE's Renewable 100 pay slightly more than they would have paid PG&E and receive 100% wind and solar electricity.

PG&E delivers our power and handles customer billing.

PG&E bills include the same fees, program charges, low-income discounts, and electric delivery rates for all customers regardless of whether they are on EBCE or not. With EBCE, customers now receive a "generation credit" on the PG&E bill that offsets EBCE charges.



ENERGY STATEMENT

www.pge.com/MyEnergy

Account No: _____

Statement Date: 11/19/2020

Due Date: 12/10/2020

Service For:

Questions about your bill?

Solar Hotline: 1-877-743-4112 M-F 8-5
 Phone: 1-866-743-0335
 Monday-Friday 7 a.m.-9 p.m.
 Saturday 8 a.m.-6 p.m.
www.pge.com/MyEnergy

Ways To Pay

www.pge.com/waystopay

Your Enrolled Programs

Net Energy Metering (NEM2)

Your Account Summary

Amount Due on Previous Statement	\$50.24
Payment(s) Received Since Last Statement	-50.24
Previous Unpaid Balance	\$0.00
Current PG&E Electric Monthly Charges	\$9.86
East Bay Community Energy Electric Generation Charges	0.00
Current Gas Charges	61.49
Total Amount Due by 12/10/2020	\$71.35

Your Net Energy Metering (NEM) Account Summary

Year-to-date (YTD) NEM charges are based on your YTD usage. Your NEM balance will be reconciled on your annual True-Up statement (12/2020) and other charges and taxes may apply. No credits will be carried over to your next True-Up period. Please see the "Summary of Your NEM YTD Charges" for more details.

Total NEM Charges Before Taxes	\$65.47
Total State Mandated Non-Bypassable Charges	53.58
Total Electric Minimum Delivery Charges	108.45
YTD Estimated NEM Charges At True-Up	\$0.00

A Current PG&E Electric Monthly Charges- This is PG&E's charge to deliver electricity over transmission lines, maintain infrastructure, and provide other services including their customer service and billing. For most NEM accounts, PG&E only charges you for the minimum delivery charges each month, usually around \$10.00.

Contact customer-support@ebce.org or call 1-833-699-EBCE (3223) with any questions.

- B** East Bay Community Energy Electric Generation Charges- This charge covers EBCE's cost of purchasing clean electricity for customers. EBCE will charge you for electricity you use that is not covered by existing generation credits.
- C** Your Net Energy Metering (NEM) Account Summary- This estimates your PG&E delivery charges at your annual PG&E true up. For more information about these charges, please contact PG&E's solar hotline at 877-743-4112.

Summary of Your NEM Year-to-Date (YTD) Charges

Service For:
 Service Agreement ID:
 Rate Schedule: Time-of-Use (Peak Pricing 4 - 9 p.m. Every Day)

Summary of NEM Charges

Bill Period End Date	Net Peak Usage (kWh)	Net Off Peak Usage (kWh)	Net Usage (kWh)	Estimated NEM Charges Before Taxes	Estimated NEM Charges After Taxes
01/14/2020	45	8	53	\$9.32	\$9.36
02/13/2020	80	60	140	21.46	21.56
03/16/2020	55	-65	-11	3.34	3.33
04/15/2020	1	-23	-22	1.61	1.59
05/14/2020	-8	-116	-124	-10.46	-10.54
06/15/2020	-14	-65	-79	-7.08	-7.13
07/14/2020	-18	-100	-118	-14.80	-14.87
08/13/2020	-4	-60	-64	-5.64	-5.68
09/14/2020	53	51	104	23.74	23.81
10/14/2020	64	56	120	22.69	22.77
11/13/2020	85	41	126	21.29	21.37
TOTAL	339	-213	125	\$65.47	\$65.57

Estimated tax amount, if applicable, is displayed in the box below. Differences in net usage occur due to rounding.

Electric Charges

Bill Period End Date	Minimum Delivery Charges
01/14/2020	\$8.54
02/13/2020	9.86
03/16/2020	10.52
04/15/2020	9.86
05/14/2020	9.53
06/15/2020	10.52
07/14/2020	9.53
08/13/2020	9.86
09/14/2020	10.51
10/14/2020	9.86
11/13/2020	9.86
TOTAL	\$108.45

How Your True-Up is Calculated

Your YTD Total NEM Charges represent the balance of your net usage since the start of your True-Up period. Charges are calculated each month but are not billed until the end of the True-Up period.

Your Summary of NEM Charges will be reset to zero at True-Up.

The Minimum Delivery Charge is billed monthly and credited at True-Up if the total NEM Charges Before Taxes or total State Mandated Non-Bypassable Charges are greater than your cumulative Minimum Delivery Charges. Refer to Detail of NEM Charges page for details about the State Mandated Non-Bypassable Charges.

This is your YTD balance. Your total NEM balance will be reconciled on your True-Up statement (12/2020).

Total NEM Charges Before Taxes	\$65.47
Total State Mandated Non-Bypassable Charges	53.58
Total Electric Minimum Delivery Charges	108.45
YTD Estimated NEM Charges At True-Up	\$0.00

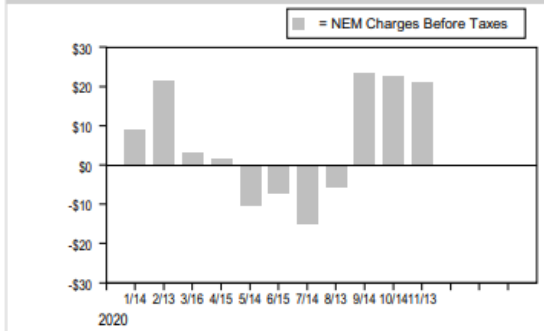
This page lists all your monthly PG&E electric delivery charges for the year and the estimated annual true up charges for PG&E. It also lists your minimum delivery charges for each billing period.

Contact customer-support@ebce.org or call 1-833-699-EBCE (3223) with any questions.

Summary of Your NEM Year-to-Date (YTD) Charges (continued)

Service For:
 Service Agreement ID:
 Rate Schedule: Time-of-Use (Peak Pricing 4 - 9 p.m. Every Day)

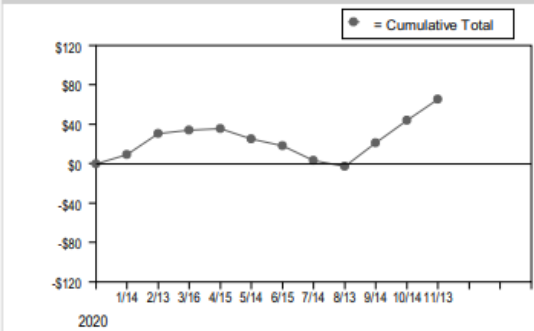
NEM Charges Before Taxes



Monthly NEM Charges

Monthly NEM Charges represent the cost of the electricity you use each month. You don't pay your monthly NEM balance each month. Instead, your Monthly NEM Charges are added up to calculate your Cumulative NEM balance, which you pay at True-Up.

Cumulative NEM Balance by Month



Cumulative NEM Balance

Cumulative NEM balance is a running total of your electricity costs and can increase or decrease depending on each month's use and generation. You only pay your Cumulative NEM balance at True-Up.

This page summarizes the PG&E delivery charges on a monthly basis and on a rolling basis.

Details of PG&E Electric Monthly Charges

10/15/2020 - 11/13/2020 (30 billing days)

Service For:
 Service Agreement ID:
 Rate Schedule: Time-of-Use (Peak Pricing 4 - 9 p.m. Every Day)
 Enrolled Programs: Net Energy Metering (NEM2)

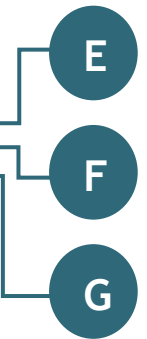
10/15/2020 – 11/13/2020

Minimum Delivery Charge ¹	30 days @ \$0.32854	\$9.86
Electric Monthly Charges		\$9.86

¹ The Minimum Delivery Charge is set by the CPUC. Your electric Minimum Delivery Charge for this period is \$9.86. This amount can include applicable discounts and may be deducted at True-Up if your total NEM Charges Before Taxes are greater than your total Minimum Delivery Charges.

Service Information

Meter #	
Consumption	290.337000 kWh
Net Generation	-164.098000 kWh
Net Usage	126.239000 kWh
Baseline Territory	X
Heat Source	B - Not Electric
Serial	T
Rotating Outage Block	50



D Minimum delivery charge- This is the minimum monthly delivery charge from PG&E. PG&E will charge you at the end of your true-up year for additional delivery charges depending on your generation and usage for the full year.

E Consumption- This is your electric usage for the month.

F Net Generation- This is the amount of electricity your NEM system delivers to the grid for the billing period.

G Net Usage- This is the net electricity usage for the billing period. This is what your charges are based on.

Details of NEM Charges

10/15/2020 - 11/13/2020 (30 billing days)

Service For:
 Service Agreement ID:
 Rate Schedule: Time-of-Use (Peak Pricing 4 - 9 p.m. Every Day)
 Enrolled Programs: Net Energy Metering (NEM2)

10/15/2020 – 11/13/2020

Baseline Allowance	315.00 kWh	(30 days x 10.5 kWh/day)	
Net Usage			
Peak	84.854000 kWh	@ \$0.31700	\$26.90
Off Peak	41.385000 kWh	@ \$0.29967	12.40
Baseline Credit	126.239000 kWh	@ -\$0.08653	-10.92
NBC Net Usage Adjustment			-2.62
State Mandated Non-Bypassable Charge ¹			5.65
Generation Credit			-14.33
Power Charge Indifference Adjustment			4.21
Franchise Fee Surcharge			0.08
Monthly NEM Charges			\$21.37

¹ The State Mandated Non-Bypassable Charge (NBC) cannot be reduced by any net generation credits. If applicable, additional discounts are included in the NBC.

2018 Vintaged Power Charge Indifference Adjustment

Your NEM balance will be reconciled on your True-Up statement (12/2020).

Average Daily Usage (kWh / day)

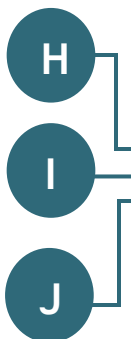
Last Year	Last Period	Current Period
N/A	3.99	4.21

Service Information

Meter #	
Consumption	290.337000 kWh
Net Generation	-164.098000 kWh
Net Usage	126.239000 kWh
Baseline Territory	X
Heat Source	B - Not Electric
Serial	T
Rotating Outage Block	50

Additional Messages

The State Mandated Non-Bypassable Charge (NBC) is calculated based on your energy usage and is relevant to determine the True-Up amount. This charge includes the following fees: Public Purpose Programs, Nuclear Decommissioning, DWR Bond Charge and Competition Transition Charge. The NBC Net Usage Adjustment is to ensure that you don't pay for NBCs twice.



H Generation Credit- This credit offsets the generation charge from EBCE. This credit shows that PG&E is no longer providing your electric generation service.

I Power Charge Indifference Adjustment- PG&E charges EBCE customers a Power Charge Indifference Adjustment (PCIA), which is calculated based on the number of kilowatt-hours used each month. The PCIA is intended to ensure that EBCE customers pay the difference between what PG&E paid for power contracted to serve them prior to their switch, and the current market value of that power. The PCIA charge is factored into EBCE's rate setting process.

J Franchise Fee Surcharge- This fee is collected by PG&E to cover costs associated with rights to use public streets to provide gas and electric service. This fee is factored into EBCE's rate setting process.

Details of East Bay Community Energy Electric Generation Charges

10/15/2020 - 11/13/2020 (30 billing days)

Service For:

Service Agreement ID:

ESP Customer Number:

10/15/2020 – 11/13/2020

Rate Schedule: ETOUC-Bright Choice

Off-Peak Winter 41.385000 kWh @ \$0.10342 \$4.28

Peak Winter 84.854000 kWh @ \$0.11845 10.05

Power Charge Indifference Adjustment Credit -4.21

Franchise Fee Surcharge Credit -0.08

Bright Choice -0.14

Net Charges 9.90

Energy Commission Tax 0.04

Credited to (Debited from) NEM Balance -9.68

Debited from Rollover Credit Balance -0.26

Your NEM Balance is now \$0.00

Your Rollover Credit Balance is now \$1.38

EBCE respects your privacy. Please see EBCE's customer confidentiality policy at ebce.org/confidentiality.

Total East Bay Community Energy Electric Generation Charges

\$0.00

Service Information

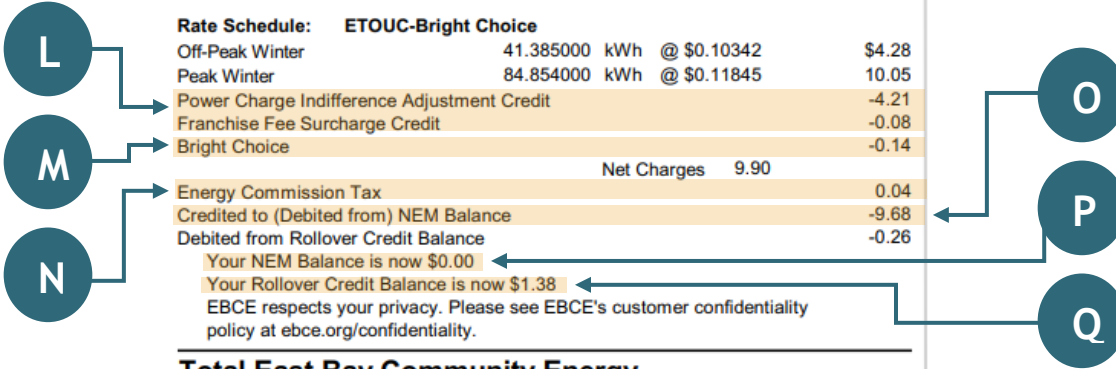
Total Usage 126.200000 kWh

For questions regarding charges on this page, please contact:

EAST BAY COMMUNITY ENERGY

1-833-699-3223

ebce.org



- K** Total Usage- This shows your net usage for the month. If the number is negative, you have surplus generation (you generated more electricity than you used that month).
- L** Power Charge Indifference Adjustment Credit and Franchise Fee Surcharge Credit- PG&E adds these fees onto the PG&E Electric Delivery Charges. EBCE credits them back to you.
- M** Bright Choice- This line item will appear if you are on EBCE's Bright Choice service. This is the 1% Bright Choice discount.
- N** Energy Commission Tax- This fee is collected on behalf of the California Energy Commission and applies to all customers, regardless of service provider. The California legislature established the Energy Commission tax in 1975. The tax provides additional funding for the California Energy Commission.
- O** Credited to (Debited from) NEM Balance- This shows how much is taken from or added to your NEM balance. If you over generate, credit will be added to your NEM balance. If you have net usage, charges will be debited from your NEM balance to cover your monthly charges.
- P** Your NEM Balance is now- This indicates how much credit is sitting in your EBCE NEM Balance. At the April EBCE cash out period, your credit will be converted into your payout. EBCE sends checks to customers with a payout that is greater than or equal to \$100 and rolls over credit if your calculated payout is less than \$100.



Your Rollover Credit Balance is now- This indicates how much credit you have from last year's cash out. This customer had a calculated payout less than \$100 in April, so this credit continues to rollover on their bill. When a customer has net usage, money will first be debited from the NEM balance and then from the rollover credit balance to cover the charges. At the next April true up, the rollover credit balance will be added to the calculated payout.