

Total No. of Questions : 4]

SEAT No. :

PC380

[Total No. of Pages : 3

[6358]-112

F.E. (Insem)

ENGINEERING MECHANICS
(2019 Pattern) (Semester - I) (101011)

Time : 1 Hour]

[Max. Marks : 30

Instructions to the candidates:

- 1) Answer Q.1 or Q.2, Q.3 or Q.4.
- 2) Neat sketches must be drawn wherever necessary.
- 3) Figures to the right indicate full marks.
- 4) Assume suitable data, if necessary.
- 5) Use of electronic pocket calculator is allowed .
- 6) Use of cell phone is prohibited in the examination hall.

Q1) a) State and explain resolution and composition of force with suitable sketch. [4]

b) Find the magnitude of the resultant and its direction of the following forces acting at a point O as shown in Fig. 1 b. [5]

c) Determine the magnitude and direction of resultant with reference to point A for the force system as shown in Fig. 1 c if side of square is 1 m. [6]

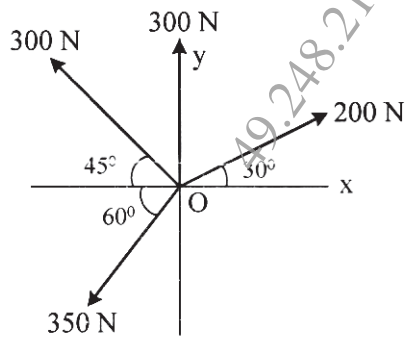


Fig. 1 b

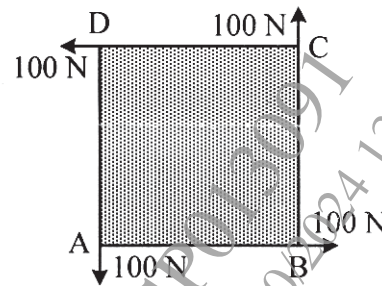


Fig. 1 c

OR

P.T.O.

- Q2)** a) The resultant of two forces P and Q is 1400 N vertical. Determine the force Q and the corresponding angle θ for the system of forces as shown in Fig. 2 a. [5]
- b) Determine the magnitude and direction of resultant with reference to point A for the force system as shown in Fig. 2 b if side of equilateral triangle is 1 m. [6]
- c) State and explain Varignon's theorem with suitable sketch. [4]

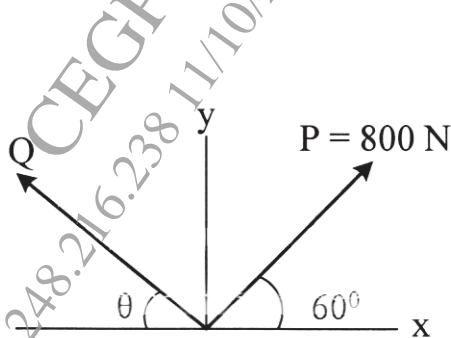


Fig. 2 a

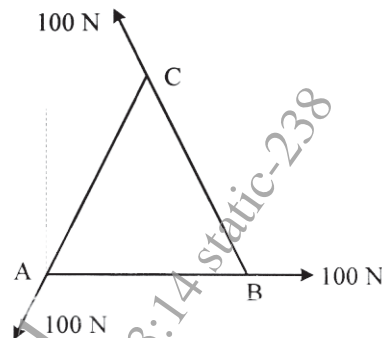


Fig. 2 b

- Q3)** a) State angle of repose, angle of friction, coefficient of friction and cone of friction with suitable sketch. [5]
- b) Locate the centroid of the shaded area as shown in Fig. 3 b with respect to origin O. [5]
- c) A 400 N block is resting on a rough horizontal surface as shown in Fig. 3 c for which the coefficient of friction, $\mu_s = 0.4$. Determine the force P required to cause motion. [5]

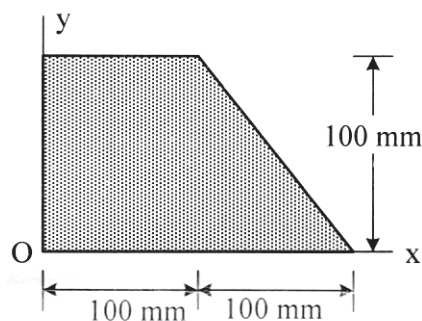


Fig. 3 b




Fig. 3 c

OR

- Q4)** a) Differentiate centroid and center of gravity. [4]
- b) Determine the moment of inertia of the section about centroidal axis as shown in Fig. 4 b. [5]
- c) A cable is passing over the disc of belt friction apparatus at a lap angle 180° as shown in Fig. 4 c. If coefficient of static friction is 0.4 and the weight of the block is 500 N, determine the range of force P to maintain equilibrium. [6]

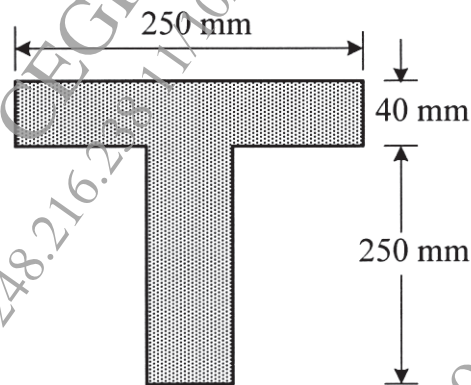


Fig. 4 b

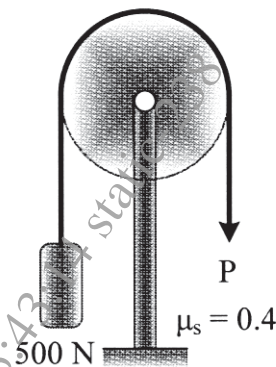


Fig. 4 c

