



DispenseFirst

ALL-IN-ONE DISPENSARY SOLUTION



Agenda

System Overview

State Compliance

Product & Inventory

POS & Ordering

Customers, Check-In, & Loyalty

Online Ordering

In-store Shopping

Accounting & Reporting

Demo

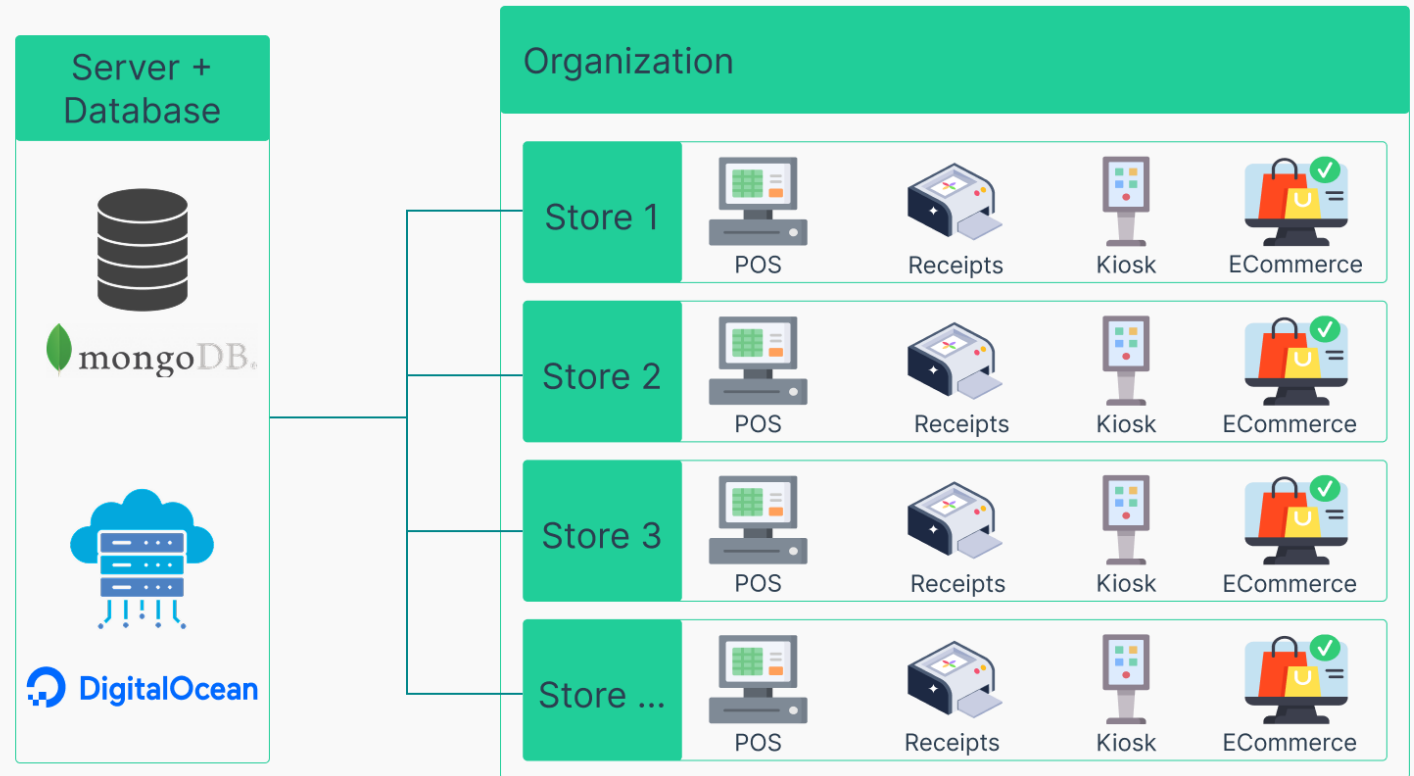


SYSTEM OVERVIEW



CLOUD BASED ARCHITECTURE

- DispenseFirst is a cloud-based system. Meaning there is limited downtime and nearly non-existent setup at the store.
- Each organization shares a server and database across all stores allowing data sharing throughout the organization.
- This organization – store hierarchy allows for flexibility and scalability. DF grows as you grow.





STATE COMPLIANCE



KEEPING SCORE WITH THE STATE

- DispenseFirst prioritizes state compliance at every step within the dispensary.
- A virtually hands-off, data reliant system; DispenseFirst includes batch management and manifest importing.
- DispenseFirst incorporates safeties during ordering, in which orders cannot be placed if the state system is unreachable or customer has exceeded limits.
- State adjustments are fully managed in DispenseFirst – without the need to log into a state system.





PRODUCT & INVENTORY

MANAGING INVENTORY



Purchasing Side

The only time a user will have to use the state-system is to verify and accept a manifest. DispenseFirst will reach out to the state system and pull all manifest data, reducing the need for manual data entry.

Sales Side

- When customers place orders, product batches are reserved in different rooms. DispenseFirst is aware of all times of how much product was purchased, working inventory, vault, on-hand, and truly available for purchase.
- As inventory depletes for a specific product, DispenseFirst starts pulling from the next batch available in working inventory until all batches are consumed.
- Batches can be transferred across rooms to keep products organized within the dispensary.

MANAGING PRODUCT CATALOGUE



Organization Level

DispenseFirst's unique data model around products serve as templates at the organization level, setting common properties such as Supplier, Brand, Group, Units, Medical/Recreational, Display Name, Images, and Filter's that will be shared across all stores.

This information comes to life in our reporting module.

Store Level

- Stores can import Organization product templates, creating all necessary shared properties, streamlining product creation.
- Additionally, they may choose to override some of these properties to fit their needs. Some needs include:
 - Cost
 - Sale Pricing
 - Hide from Ecommerce site
 - Inventory Adjustments

PRODUCTS & ITEMS



Products

Products at the store level contain necessary information to give fine-grain control of how a product looks and feels to the end-user.

They also hold the shared information between batches and packages (Items).

Items

- DispenseFirst tracks all inventory at the item level to state tracking systems.
- Items are allowed to be moved across rooms and are the final good that the user receives.
- All items are linked to a product, sharing the same properties, except for various data-points needed to keep the dispensary in compliance.



POS & ORDERING

POS & ORDERING

Serving as the focal point to budtenders, the POS is intuitive and easy to use.

Budtenders are allowed to:

- Create or Archive.
- Lookup or Create Customers.
- Scan or lookup products by Group, Supplier, Cannabis vs Non-Cannabis.
- Apply Discounts, Coupons or Loyalty Rewards.
- Process Payments.
- Print Receipts.

The screenshot displays the POS & ORDERING interface. At the top, there's a header with 'Admin local' and a search bar. Below this, a customer profile for 'Mike Gulik' is shown, including a 'FIRST TIME CUSTOMER' tag, 'IN STATE' status, and account details like 'Code: 100052', 'Account type: Medical & Recreational', and 'Order type: Recreational'. A barcode input field is present. The main area lists products under 'FLOWER' and 'BEDFOR' categories. The product list includes:

Product	Quantity	Price
BG-CHICAGO DAWG-1G	100	\$26.00
BG-CHICAGO DAWG-28G	100	\$215.00
BG-CHICAGO DAWG-3.5G	100	\$76.00

At the bottom right, a 'PREORDER' summary box shows the 'Sub Total' as \$85.00, with 'Discount' and 'Tax' both at \$0.00, resulting in a 'Total' of \$85.00. The bottom navigation bar includes icons for 'Pay', 'Discount', 'Gift Card', 'Notes', 'Print', and 'Drawer'.



ORDERS, PAYMENTS, AND THE STATE

DispenseFirst allows multiple ways to process payments.

- Cash
- Debit (via TransactFirst Terminals)
- CanPay (online payments)

As Orders are paid for and completed,
DispenseFirst will:

- Process Orders, Loyalty, and Payments
- Update Inventory
- Send State Messages
- Create Accounting Journal Entries





CUSTOMERS, CHECK-INS, & LOYALTY

CUSTOMERS & CHECK-IN



Customers are stored at the organization level, meaning that a single account can be used across all stores, transferring customer information and loyalty points they have redeemed.

Customers can also create accounts themselves to place orders online. Receipts will be emailed upon completion with a QR code that can be scanned on arrival.

Once in the store, DispenseFirst allows for check-in through lookup or scanning a state ID. A check-in receipt can be printed and then scanned by a kiosk to resume or creating an order.

A screenshot of the 'Customer Check-in' web application interface. The interface has a light gray background and a sidebar on the left with icons for home, medical patient, recreational customer, and other functions. The main content area is titled 'Customer Check-in' with a breadcrumb 'Home / Check In'. There are two buttons at the top right: 'New Customer' and 'Loyalty Lookup'. The interface is divided into two main sections: 'Medical Patient' and 'Recreational Customer'. The 'Medical Patient' section has a form with 'SRN #' and 'Caregiver SRN #' fields, a 'Clear' button, and an 'Add Patient To Queue' button. The 'Recreational Customer' section has a 'Scan License/ID' field, a 'Scan QR Code' field, and a 'Manual Entry' section. The 'Manual Entry' section includes a search bar, a 'License/ID #' field, and fields for 'First Name', 'Last Name Initial', 'Country' (with a dropdown menu showing 'United States'), and 'State' (with a dropdown menu showing 'Illinois'). There is an 'Offline' status indicator in the bottom left corner of the interface.

LOYALTY



DispenseFirst includes a built-in loyalty system that can be shared across stores. There are other options however, as DispenseFirst has integrations with third-party loyalty providers, such as:

- SpringBig
- AlpineIQ
- Clutch



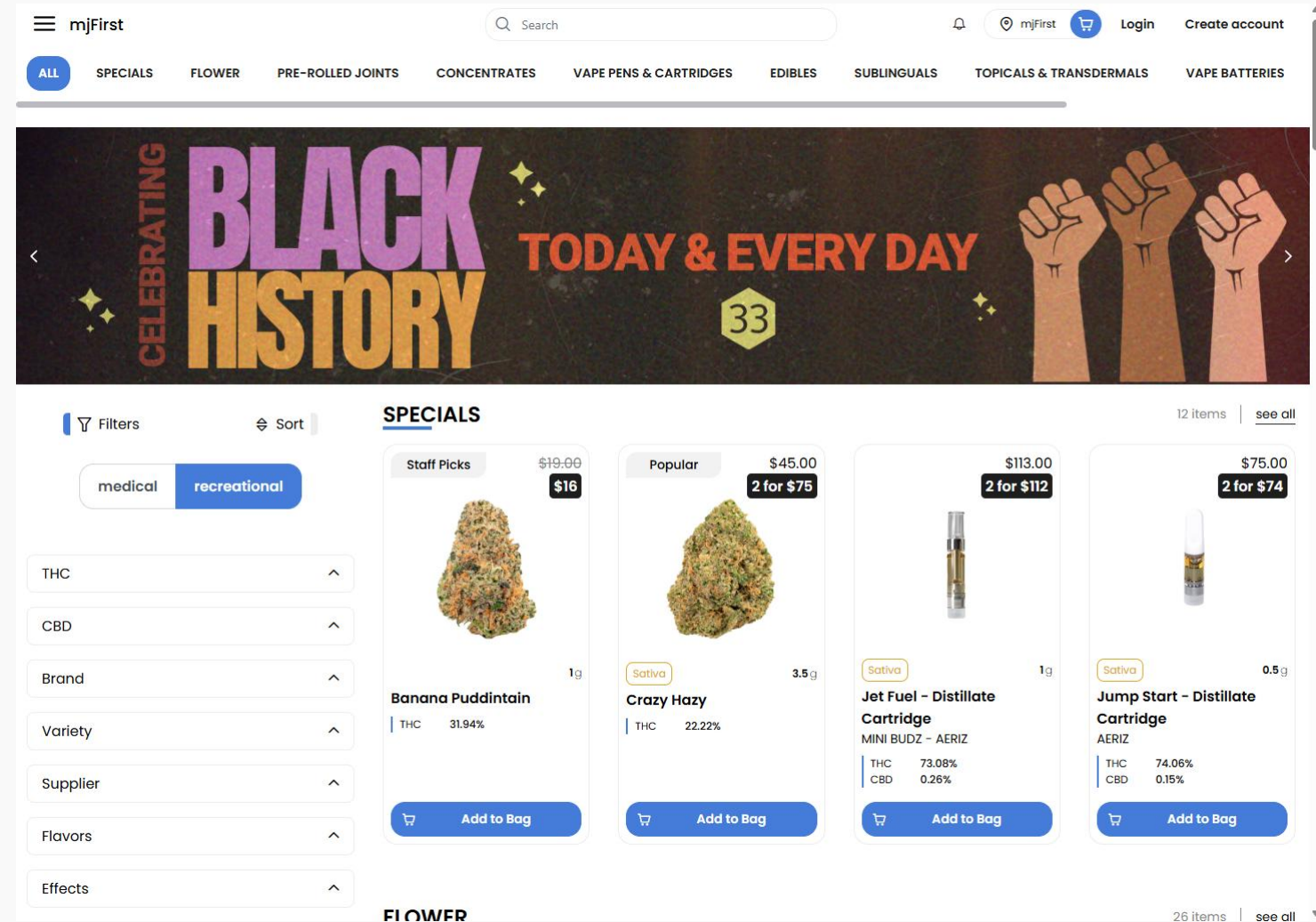


ONLINE-ORDERING



ONLINE-STORE

- DispenseFirst utilizes store level Product's to display to the online-store. Each store will have its own color-branded website optimized with SEO.
- The product catalogue is fully managed within the DispenseFirst platform; categories, product ordering, and inventories can be controlled and displayed.
- Special Pricings and Discounts will show automatically, as the menu loads to display the best price to the consumer.
- Customers can create accounts and login to place orders that feed directly into the POS. Canpay can be used for online transactions.



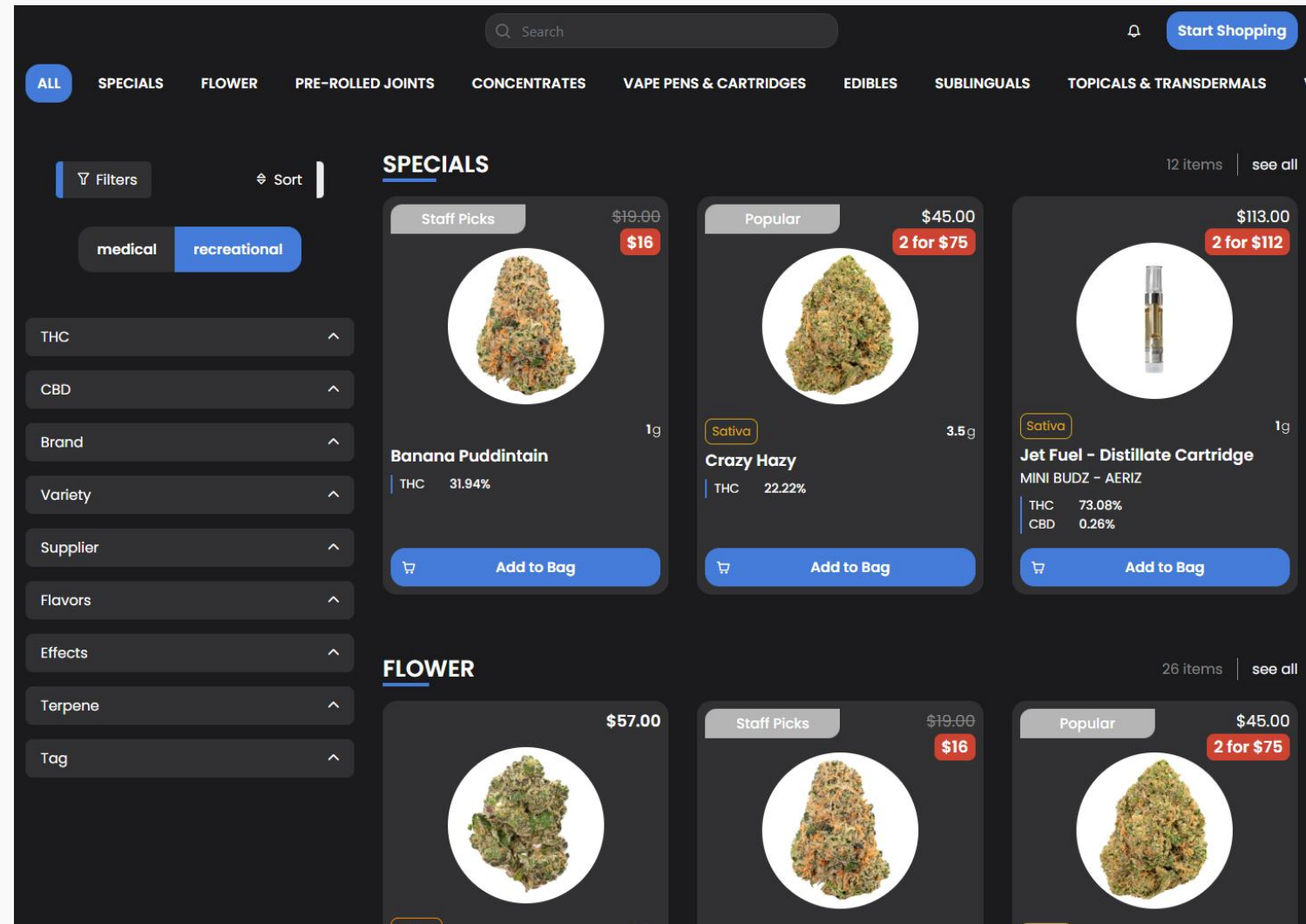


IN-STORE SHOPPING



KIOSK

- DispenseFirst's Kiosk mimics most features of the online-store making customers feel right at home. Being a website, the kiosk supports most hardware.
- If the kiosk is configured with a scanner, customers can login from a check-in receipt or the customer account. Additionally, products can be scanned to produce their information pages.
- Once again, the product catalogue is fully managed within the DispenseFirst platform; categories, product ordering, and inventories can be controlled and displayed. Orders are fed directly to the POS.
- The same check-in receipt can be used to link the kiosk order to that on the POS.





ACCOUNTING & REPORTING

ACCOUNT & REPORTING



As inventory moves in/out of the store, DispenseFirst tracks every step of the way seamlessly integrating with the top accounting platforms. With Journal Entries being exported nightly, books will always be up-to-date.

Similarly, DispenseFirst comes with 30+ reports to track different metrics throughout the dispensary giving insights into how business is doing and how business can grow.





DEMO

[DispenseFirst Demo](#)



THANK YOU

DispenseFirst

sales@dispensefirst.com

www.dispensefirst.com