

SAGA 150 / 300



PREMIUM SLIDING DOOR TRACK SYSTEM
FOR INTERIOR SLIDING DOORS





↳ The SAGA track and brackets can be anodized also in different colours like black.

Stylish and durable track system for high-quality interior sliding doors

SAGA is mainly designed for environments where you want a stylish and high-quality solution. For example, if the customer has a high-quality solid wood door made to order, SAGA offers a sliding door track system worthy of it.

The design and materials of the parts of the series are of the highest quality and the design has sought extreme silence and lightness when using the door.

The most common use of the series is in apartments, but due to the high load capacity of the system, there is also in public spaces, such as galleries and exhibition spaces, where the sizes of doors / partitions may be large.

” Quality is defined in details

Specifications

	SAGA 150	SAGA 300
Weight (max. capacity)	150 kg	300 kg
Door thickness	20 mm	25 mm
Bracket interval (max.)	500 mm	500 mm
Door width (min.) when using 1 soft close	500 mm	n/a
Door width (min.) when using 2 soft closes	750 mm	n/a

High-quality components

Thanks to long product development, the components of the SAGA series are designed to the highest level and made of the best materials. The shape of the wheel bearings and 440C precision bearings make the door slide excellently. Anodized aluminium (25 µm) and precision cast and pickled AISI 316 L stainless steel guarantee corrosion resistance in even the most demanding conditions.

Soft close

The SAGA series features an advanced Soft close for sliding doors. It allows the door to be closed and opened slowly and calmly without the door popping shut. This feature brings tremendous convenience and safety to the use of a sliding door. The Soft Close door retarder is installed completely inside the track.



Hangers with nylon wheels with 440C precision bearings and steel body AISI 316 L-quality.



Galvanized (25 µm) aluminium track, bracket and stop.




AISI 316 L-quality steel parts.

Product information



LHP -Adjustable plate

With the LHP adjustable plate, the distance between the door and the track can be adjusted to a minimum, allowing the look to continue in style from track to door, creating an almost seamless look for your sliding door. This feature is also perfect for ceiling-like concealed track installation.



Soft close

The soft close brings the finishing touch of luxury throughout to a series that allows the door to close slowly and softly. This feature brings softness and security to the use of a sliding door and also extends service life when the door cannot be slammed shut.



Colour options

The SAGA series is designed so that the sliding track acts as a design element. By anodizing or powder coating the track, the combined options with the door are limitless. We offer from stock natural anodized and black anodized colours. Other colours are custom made.



Syncro duo

The Syncro duo system allows two doors to move on one sliding track so that the doors open simultaneously by moving only one door. This system is installed completely inside the track and no extra fixings are needed for the door or frame. The Syncro duo system is available as separate components, as well as pre-installed inside the sliding track.



The following product packages* are available from Syncro duo:

	Door weight (max.)	Door width (max.)	Door opening width (max.)	Track length	Code
 Syncro duo, 1 x Soft close (preinstalled)	80 kg	750 mm	1500 mm	3000 mm	10168
 Syncro duo, 2 x Soft close (preinstalled)	80 kg	750 mm	1500 mm	3000 mm	10169
 Syncro duo (assembly set)	150 kg	1750 mm	3500 mm	no track incl.	10165

* In addition to the product packages, suitable fixing plates and bottom guide are required for the installation of sliding doors. For wider door openings, please contact our sales.

Installation examples

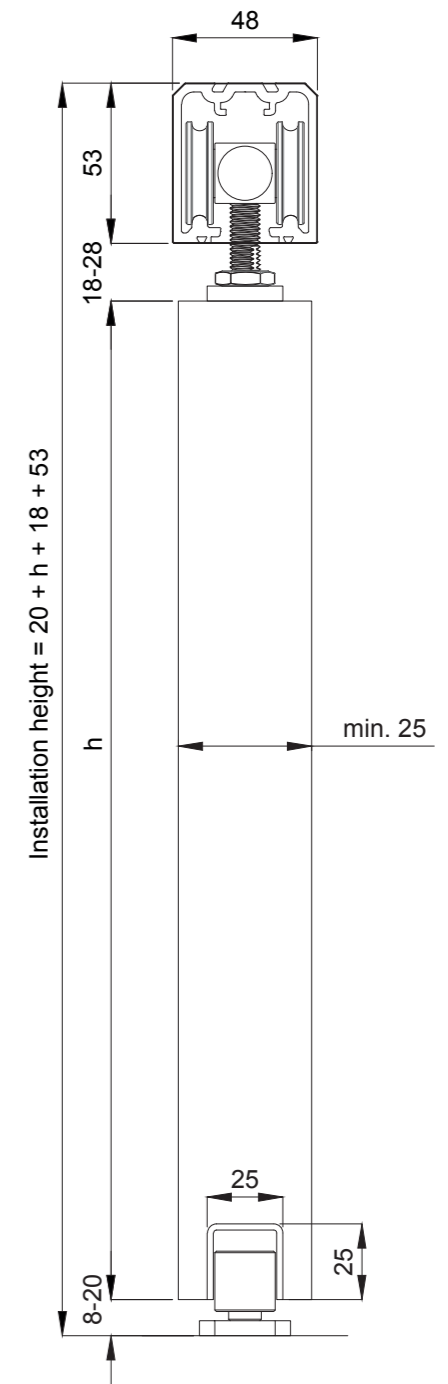
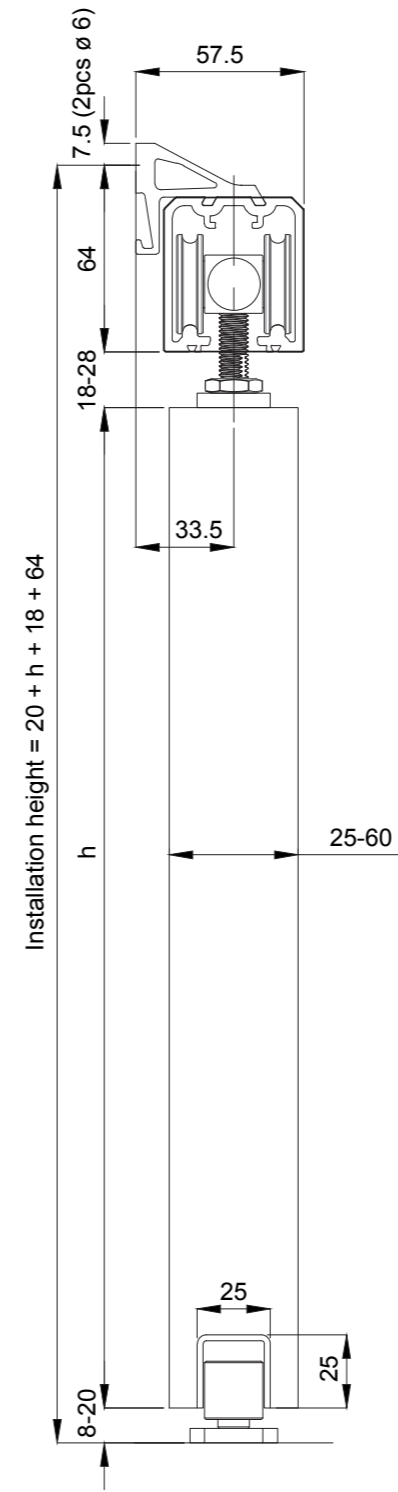
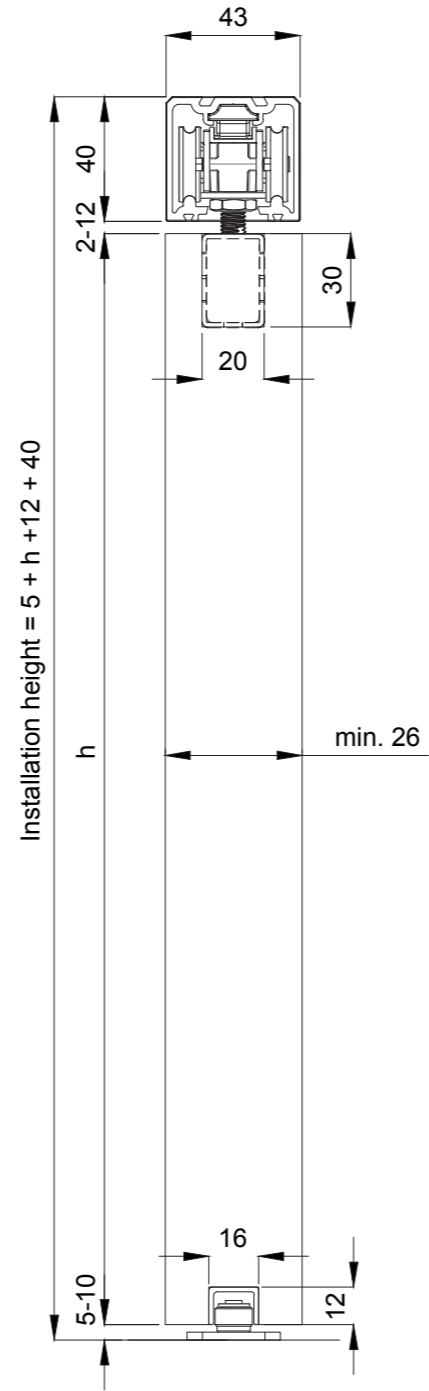
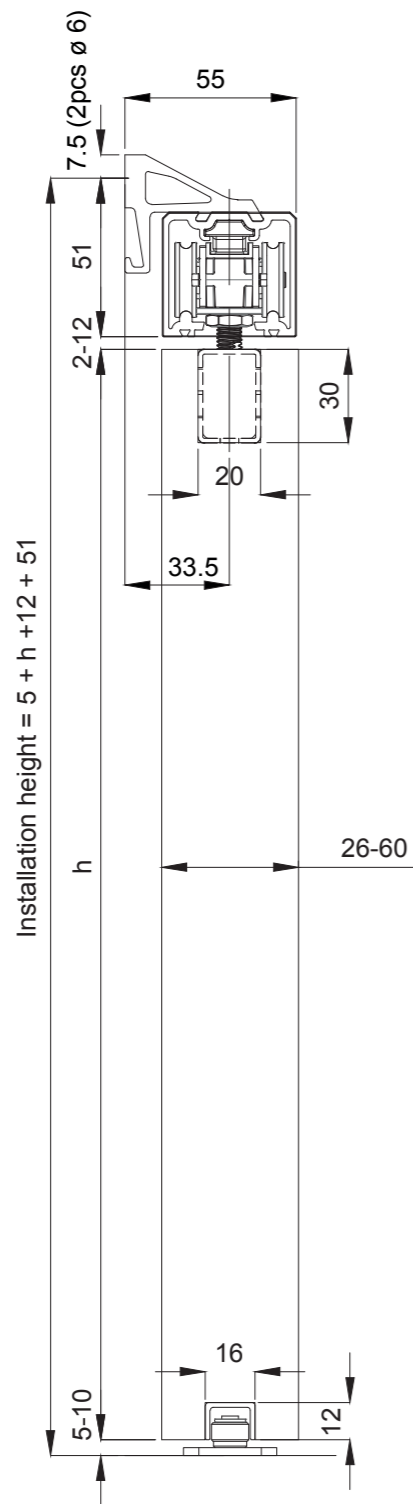
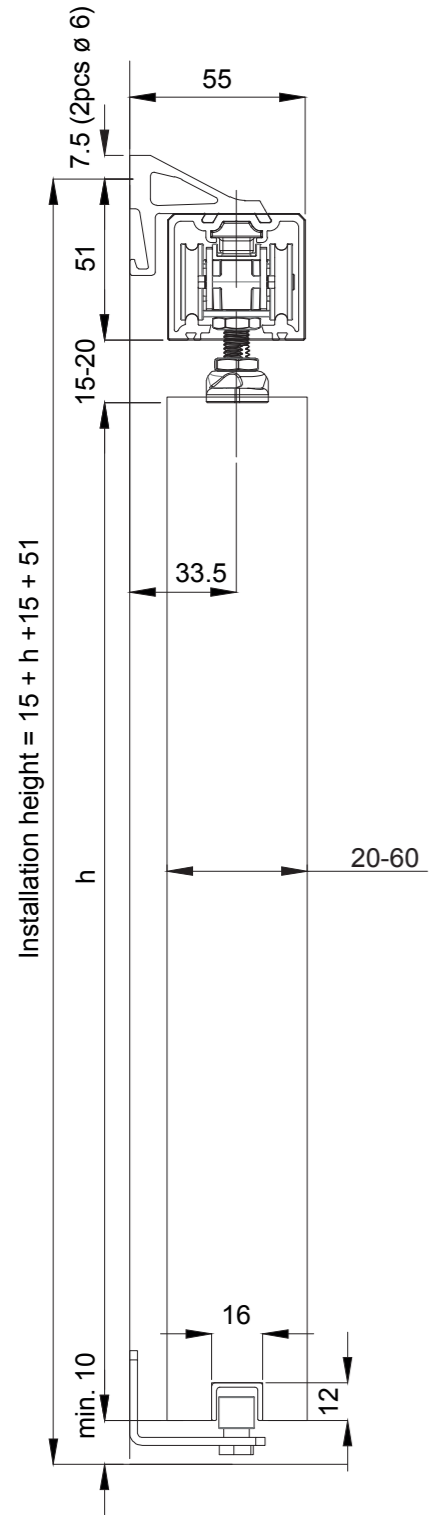
SAGA 150
wall fixing

SAGA 150
wall fixing with
LHP plate

SAGA 150
soffit fixing with
LHP plate

SAGA 300
wall fixing

SAGA 300
soffit fixing



Reference



↖ With SAGA 150 sliding door system can also be made stylish sliding glass doors with metal frames.

Company

Helaform is a Finnish, family-owned company manufacturing sliding and folding door systems with capacities up to 2000 kg. With nearly 40 years of experience Helaform is one of the world's leading suppliers of sliding and folding door systems.

Helaform's product range covers modern architectural and industrial applications as well as ecological enhancements, such as greenhouse plant watering systems.

