

## PRODUCT DATA SHEET



**PART NUMBER – B3TF30:** BRAH Electric, aftermarket direct replacement contactors for Siemens 3TF30, World Series, type 3TF, 3P, 3PH, 9A, 600V, 3HP @ 230V, 5HP @ 460V, 7.5HP @ 575V, complete with 110/120V AC coil, 1 N/O auxiliary contact, AC magnetic contactor, suitable for use with 3TF series motor control systems

### PRODUCT SPECIFICATIONS

MAGNETIC CONTACTOR  
PART NO. B3TF30

**Voltage Selection Chart  
B3TF30XXXX**

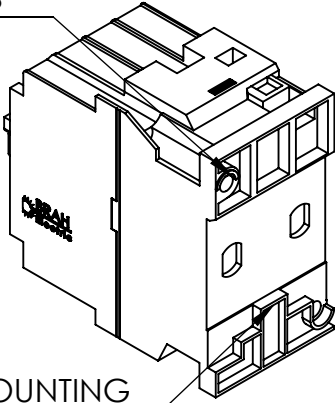
B3TF30	110/120V AC
B3TF3010	110/120V AC
B3TF3010-0AC2	24V AC
B3TF3010-0AK6	110/120V AC
B3TF3010-0AP6	240V AC
B3TF3010-0AV0	480V AC

<i>TYPE</i>	<i>VALUE (UNITS)</i>	<i>NOTES</i>	<i>COMMENTS</i>
<i>PHASE</i>	3		
<i>POLES</i>	3		
<i>VOLTAGE</i>	600 (VAC)		
<i>AMPERAGE</i>	9 (A)		
<i>COIL VOLTAGE MIN</i>	110 (V)		
<i>COIL VOLTAGE MAX</i>	120 (V)		
<i>MIN HP. RATING</i>	3 (HP)	@ 230V	
<i>MAX HP RATING</i>	7.5 (HP)	@ 575V	

**Warranty:** All Products sold by BRAH Electric are guaranteed to be free of defect for a period of one year, under the condition that the product has been installed and operated properly. All items proven defective within the one year period will be replaced by BRAH Electric. In the event that we cannot provide a direct replacement, your monies will be refunded in full. We are not responsible for any consequential losses or damages outside of the defective product as well as any replacements or repairs performed by another party without our written authorization from BRAH Electric.

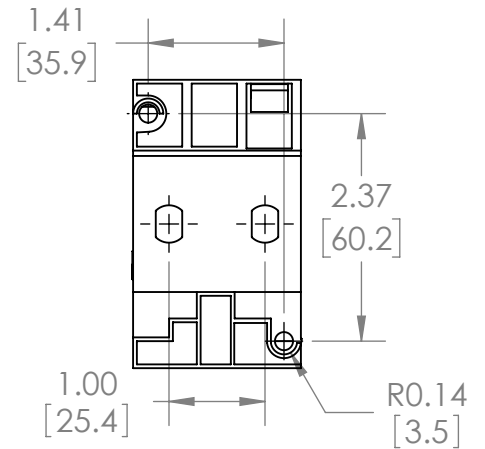
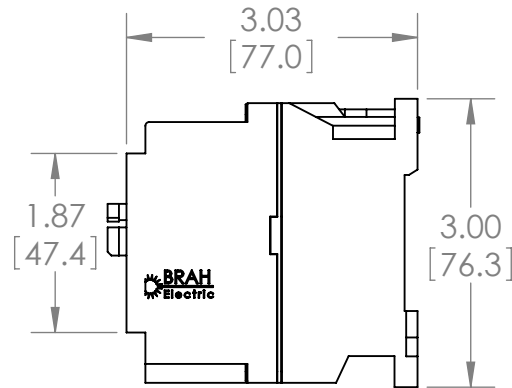
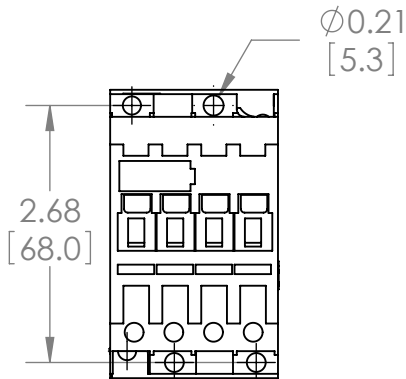
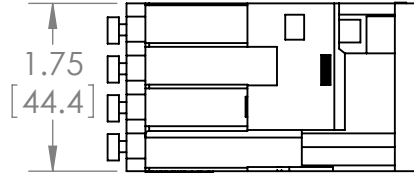
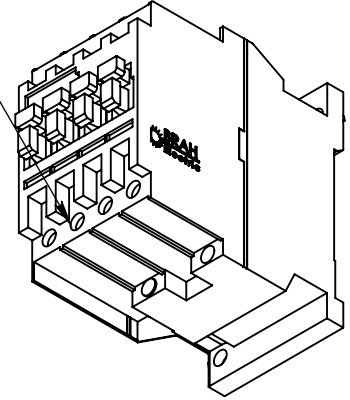
REVISIONS				
ZONE	REV.	DESCRIPTION	DATE	APPROVED

MOUNTING HOLES



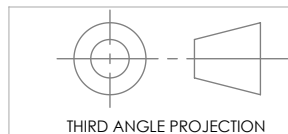
MOUNTING FEATURES

LOAD SIDE WIRE TERMINALS



[WWW.BRAHELECTRIC.COM](http://WWW.BRAHELECTRIC.COM), 855-355-2724

**\*NOTE: BRAH ELECTRIC CONTACTOR B3TF30 IS AN AFTERMARKET DIRECT REPLACEMENT FOR 3TF30, 3TF SERIES. SUITABLE FOR USE WITH 3TF SERIES MOTOR CONTROL SYSTEMS**



**PROPRIETARY AND CONFIDENTIAL**  
 THE INFORMATION CONTAINED IN THIS DRAWING IS THE SOLE PROPERTY OF BRAH ELECTRIC. ANY REPRODUCTION IN PART OR AS A WHOLE WITHOUT THE WRITTEN PERMISSION OF BRAH ELECTRIC IS PROHIBITED.

UNLESS OTHERWISE NOTED  
 ALL DIMENSIONS ARE IN INCHES  
 METRIC UNITS ARE DISPLAYED  
 BENEATH IN [ MM. ]

MATERIAL  
 MOLDED PLASTIC CASE  
 FINISH  
 N/A  
 DO NOT SCALE DRAWING



MAGNETIC CONTACTOR

SIZE <b>A</b>	DWG. NO. <b>B3TF30</b>	REV. <b>A</b>
SCALE: 1:2	WEIGHT: 3.2 LBS	SHEET 1 OF 1