

PRODUCT DATA SHEET



PART NUMBER – B3TF3422-0AK6: BRAH Electric, aftermarket direct replacement contactors for Siemens 3TF3422-0AK6, World Series type 3TF, 3P, 3PH, 32A, 600V, 10HP @ 230V, 20HP @ 460V, 30HP @ 575V, complete with 110/120V AC Coil, 2 N/O – 2N/C auxiliary contact, AC magnetic contactor, suitable for use with 3TF series motor control systems

PRODUCT SPECIFICATIONS

MAGNETIC CONTACTOR
PART NO. B3TF3422-0AK6

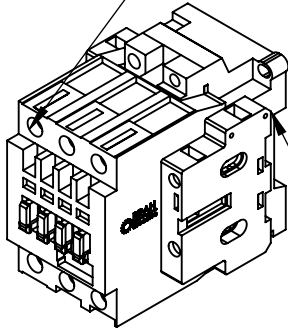
Voltage Selection Chart B3TF34XXXX

B3TF34	110/120V AC
B3TF3422	110/120V AC
B3TF3422-0AC2	24V AC
B3TF3422-0AK6	110/120V AC
B3TF3422-0AP6	240V AC
B3TF3422-0AV0	480V AC

TYPE	VALUE (UNITS)	NOTES	COMMENTS
PHASE	3		
POLES	3		
VOLTAGE	600 (VAC)		
AMPERAGE	32 (A)		
COIL VOLTAGE MIN	110 (V)		
COIL VOLTAGE MAX	120 (V)		
MIN HP. RATING	10 (HP)	@ 230V	
MAX HP RATING	30 (HP)	@ 575 (V)	

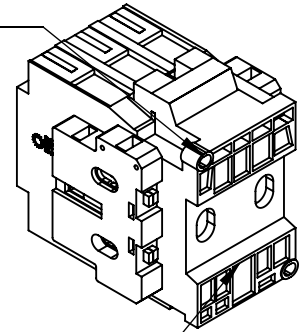
Warranty: All Products sold by BRAH Electric are guaranteed to be free of defect for a period of one year, under the condition that the product has been installed and operated properly. All items proven defective within the one year period will be replaced by BRAH Electric. In the event that we cannot provide a direct replacement, your monies will be refunded in full. We are not responsible for any consequential losses or damages outside of the defective product as well as any replacements or repairs performed by another party without our written authorization from BRAH Electric.

LOAD SIDE WIRE TERMINALS

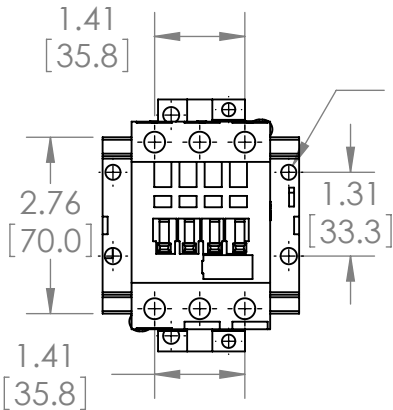
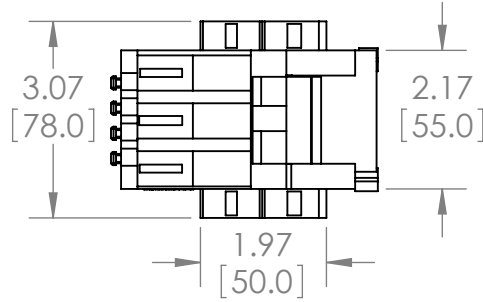


LATERALLY MOUNTED AUXILIARY SWITCH BLOCK

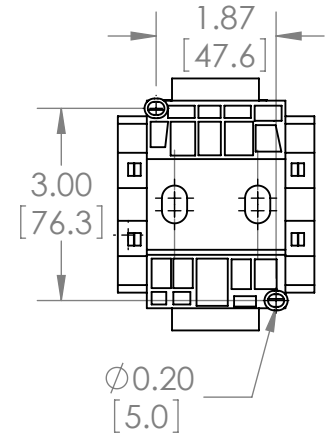
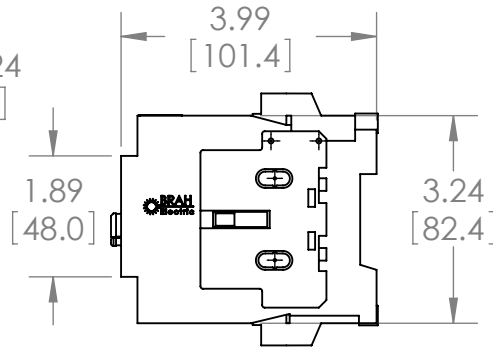
MOUNTING HOLES



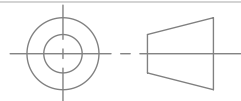
MOUNTING FEATURES



Ø0.24 [6.0]



*NOTE: BRAH ELECTRIC CONTACTOR B3TF3422-0AK6 IS AN AFTERMARKET DIRECT REPLACEMENT FOR 3TF3422-0AK6,3TF SERIES. SUITABLE FOR USE WITH 3TF SERIES MOTOR CONTROL SYSTEMS



THIRD ANGLE PROJECTION

PROPRIETARY AND CONFIDENTIAL

THE INFORMATION CONTAINED IN THIS DRAWING IS THE SOLE PROPERTY OF BRAH ELECTRIC. ANY REPRODUCTION IN PART OR AS A WHOLE WITHOUT THE WRITTEN PERMISSION OF BRAH ELECTRIC IS PROHIBITED.

UNLESS OTHERWISE NOTED	
ALL DIMENSIONS ARE IN INCHES METRIC UNITS ARE DISPLAYED BENEATH IN [MM.]	
MATERIAL	MOLDED PLASTIC CASE
FINISH	N/A
DO NOT SCALE DRAWING	



MAGNETIC CONTACTOR

SIZE	DWG. NO.	REV.
A	B3TF3422-0AK6	A
SCALE: 1:3	WEIGHT: 3.2 LBS	SHEET 1 OF 1

REVISIONS				
ZONE	REV.	DESCRIPTION	DATE	APPROVED

WWW.BRAHELECTRIC.COM, 855-355-2724