

## PRODUCT DATA SHEET



**PART NUMBER – B3TF4322:** BRAH Electric, aftermarket direct replacement contactors for Siemens 3TF4322, World Series, type 3TF, 3P, 3PH, 22A, 600V, 7.5HP @ 230V, 15HP @ 460V, 20HP @ 575V, complete with 110/120V AC coil, 2 N/O - 2 N/C auxiliary contact, AC magnetic contactor, suitable for use with 3TF series motor control systems

### PRODUCT SPECIFICATIONS

MAGNETIC CONTACTOR  
PART NO. B3TF4322

**Voltage Selection Chart  
B3TF43XXXX**

B3TF43	110/120V AC
B3TF4322	110/120V AC
B3TF4322-0AC2	24V AC
B3TF4322-0AK6	110/120V AC
B3RT4322-0AP6	240V AC
B3RT4322-0AV0	480V AC

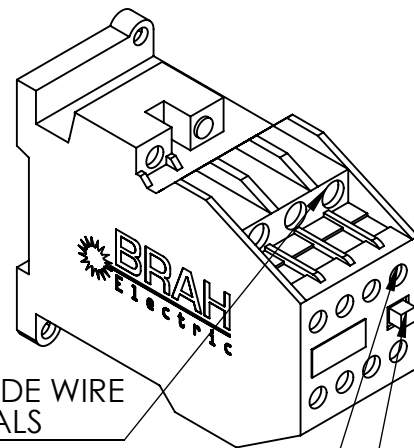
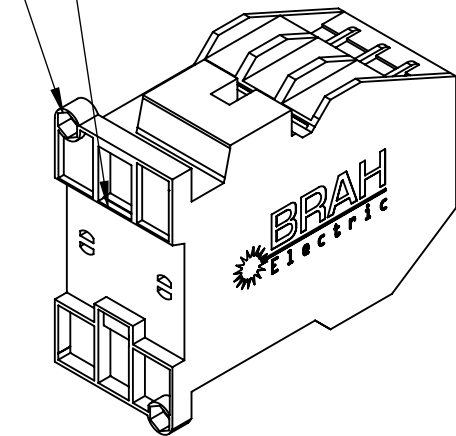
TYPE	VALUE (UNITS)	NOTES	COMMENTS
PHASE	3		
POLES	3		
VOLTAGE	600 (VAC)		
AMPERAGE	22 (A)		
COIL VOLTAGE MIN	110 (V)		
COIL VOLTAGE MAX	120 (V)		
MIN HP. RATING	7.5 (HP)	@ 230V	
MAX HP RATING	20 (HP)	@ 575V	

**Warranty:** All Products sold by BRAH Electric are guaranteed to be free of defect for a period of one year, under the condition that the product has been installed and operated properly. All items proven defective within the one year period will be replaced by BRAH Electric. In the event that we cannot provide a direct replacement, your monies will be refunded in full. We are not responsible for any consequential losses or damages outside of the defective product as well as any replacements or repairs performed by another party without our written authorization from BRAH Electric.

REVISIONS				
ZONE	REV.	DESCRIPTION	DATE	APPROVED

MOUNTING HOLES

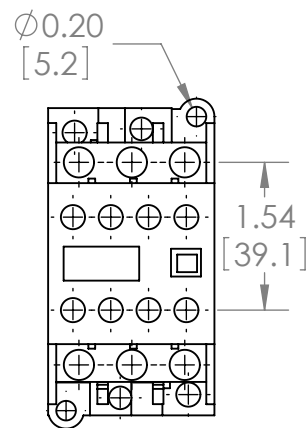
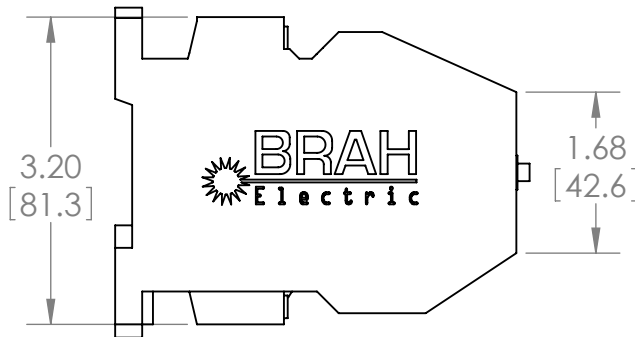
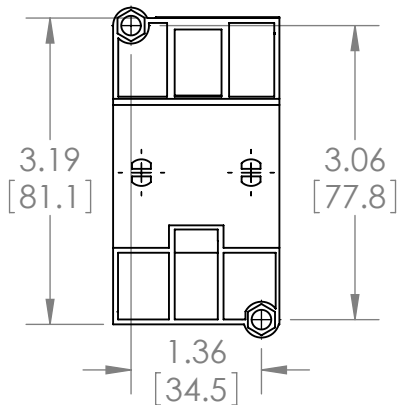
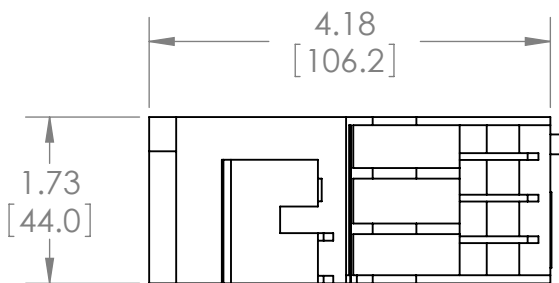
MOUNTING FEATURES



LOAD SIDE WIRE TERMINALS

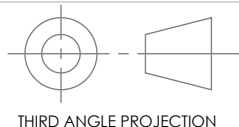
AUXILIARY CONTACTS  
1N/O+1N/C

TEST FUNCTION



[WWW.BRAHELECTRIC.COM](http://WWW.BRAHELECTRIC.COM), 855-355-2724

\*NOTE: BRAH ELECTRIC CONTACTOR B3TF4322 IS AN AFTERMARKET DIRECT REPLACEMENT FOR SIEMENS 3TF4322, 3TF SERIES. SUITABLE FOR USE WITH 3TB SERIES MOTOR CONTROL SYSTEMS



THIRD ANGLE PROJECTION

**PROPRIETARY AND CONFIDENTIAL**

THE INFORMATION CONTAINED IN THIS DRAWING IS THE SOLE PROPERTY OF BRAH ELECTRIC. ANY REPRODUCTION IN PART OR AS A WHOLE WITHOUT THE WRITTEN PERMISSION OF BRAH ELECTRIC IS PROHIBITED.

UNLESS OTHERWISE NOTED

ALL DIMENSIONS ARE IN INCHES  
METRIC UNITS ARE DISPLAYED  
BENEATH IN [ MM. ]

MATERIAL  
MOLDED PLASTIC CASE

FINISH  
N/A

DO NOT SCALE DRAWING



MAGNETIC CONTACTOR

SIZE <b>A</b>	DWG. NO. <b>B3TF4322</b>	REV. <b>A</b>
SCALE: 1:2	WEIGHT: 3.2 LBS	SHEET 1 OF 1