



CONTACT US @ 855-355-2724

E-Mail: Sales@brahelectric.com

www.Brahelectric.com

PRODUCT DATA SHEET



Contactors

Picture is for reference only,
Actual Kit may vary slightly

Contactor voltage selection chart B3TF5422-0AXX

B3TF54	110/120 VAC
B3TF5422	110/120 VAC
B3TF5422-0AC2	24 VAC
B3TF5422-0AK6	110/120 VAC
B3TF5422-0AP6	240 VAC
B3TF5422-0AVO	480 VAC

PART NUMBER-B3TF5422-0AP6:

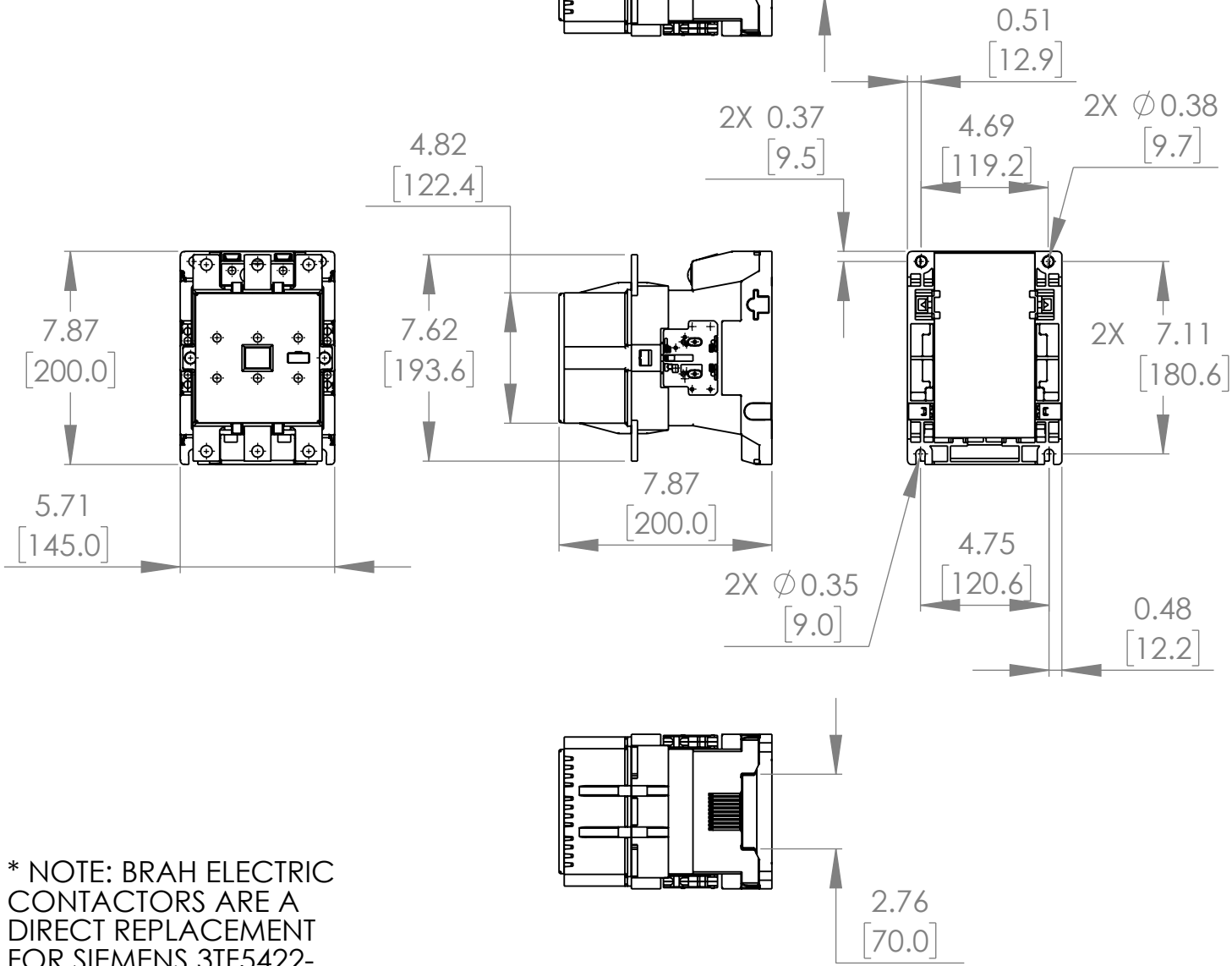
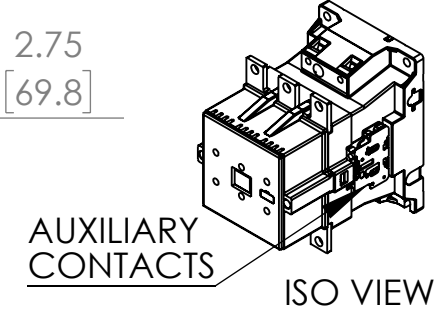
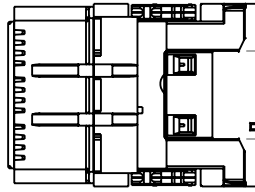
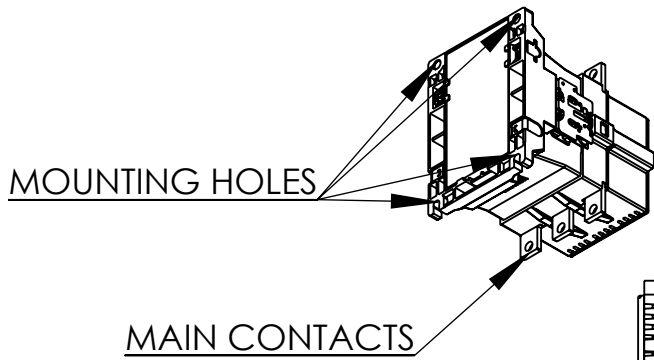
BRAH Electric, direct replacement, after market conversion kit for Siemens 250amp, 600volt, 3 pole, complete with 240VAC control coil, 2 normally open, 2 normally closed auxiliary contacts, suitable for use with Siemens Sirius type 3TF, direct substitute contactor for Siemens OEM 3TF5422

PRODUCT SPECIFICATIONS

Manufacturer	BRAH Electric
Sub-Category	Contactors
Family	World Series
Type	3TF, B3TF
Suitable For	3TF
Voltage	600
Amperage	250
Poles	3
Phase	3
Horse Power	200
Frequency	50/60 Hz

Warranty: All Products sold by BRAH Electric are guaranteed to be free of defect for a period of two years, under the condition that the product has been installed and operated properly. All items proven defective within the one year period will be replaced by BRAH Electric. In the event that we cannot provide a direct replacement, your monies will be refunded in full. We are not responsible for any consequential losses or damages outside of the defective product as well as any replacements or repairs performed by another party without our written authorization from BRAH Electric.

REVISIONS				
ZONE	REV.	DESCRIPTION	DATE	APPROVED



* NOTE: BRAH ELECTRIC CONTACTORS ARE A DIRECT REPLACEMENT FOR SIEMENS 3TF5422-0AP6, WORLD SERIES, TYPE B3TF, 3P, 3PH, 250A, 600V, 100HP @ 230V, 200HP @ 460V, 250HP @ 575V, COMPLETE WITH 240V AC COIL, 2 N/O - 2 N/C AUXILIARY CONTACT, AC MAGNETIC CONTACTOR, SUITABLE FOR USE WITH 3TF SERIES MOTOR CONTROL SYSTEMS

THIRD ANGLE PROJECTION

PROPRIETARY AND CONFIDENTIAL

THE INFORMATION CONTAINED IN THIS DRAWING IS THE SOLE PROPERTY OF BRAH ELECTRIC. ANY REPRODUCTION IN PART OR AS A WHOLE WITHOUT THE WRITTEN PERMISSION OF BRAH ELECTRIC IS PROHIBITED.

UNLESS OTHERWISE NOTED ALL DIMENSIONS ARE IN INCHES METRIC UNITS ARE DISPLAYED BENEATH IN [MM.]

MATERIAL: MOLDED PLASTIC CASE

FINISH: N/A

DO NOT SCALE DRAWING

BRAH Electric

MAGNETIC CONTACTOR

SIZE: **A** DWG. NO. **B3TF5422-0AP6** REV. **A**

SCALE: 1:6 WEIGHT: SHEET 1 OF 1