




CONTACT US @ 855-355-2724

E-Mail: Sales@brahelectric.com

www.Brahelectric.com

PRODUCT DATA SHEET



CONTACT KITS

Picture is for reference only,
Actual Kit may vary slightly

PART NUMBER- B6-36-4:

BRAH Electric direct replacement contact kit. 3 Pole, rated for 135 Amp, 600 Volt max, suitable for NEMA size 4 motor starters & contactors, suitable with Cutler Hammer Citation Series B1 model types B10, B11, B50, B51, B52. Complete assembly kit includes all contacts and related mounting screws & hardware. Kit directly replaces Cutler Hammer OEM 6-36-4

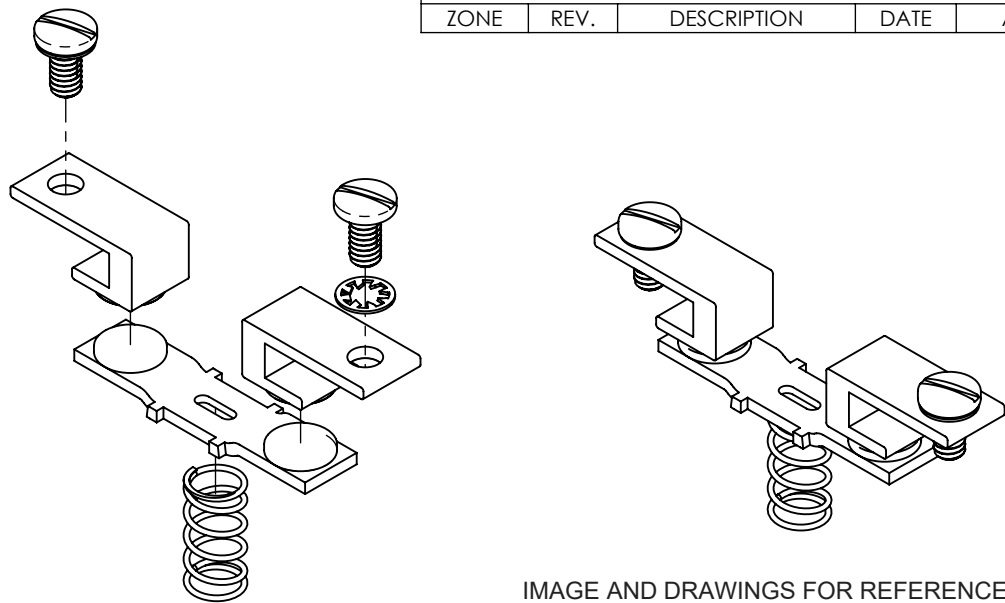
PRODUCT SPECIFICATIONS

Manufacturer	BRAH Electric
Sub-Category	Contact Kits
Family	Citation Series B1
Type	B6-36
Type For	B10, B11, B50, B51, B52
OEM Manufacturer	Cutler Hammer
OEM Part Number	6-36-4
Poles	3
Amperage Max	135
Voltage Max	600
NEMA size	4

Warranty: All Products sold by BRAH Electric are guaranteed to be free of defect for a period of two years, under the condition that the product has been installed and operated properly. All items proven defective within the one year period will be replaced by BRAH Electric. In the event that we cannot provide a direct replacement, your monies will be refunded in full. We are not responsible for any consequential losses or damages outside of the defective product as well as any replacements or repairs performed by another party without our written authorization from BRAH Electric.

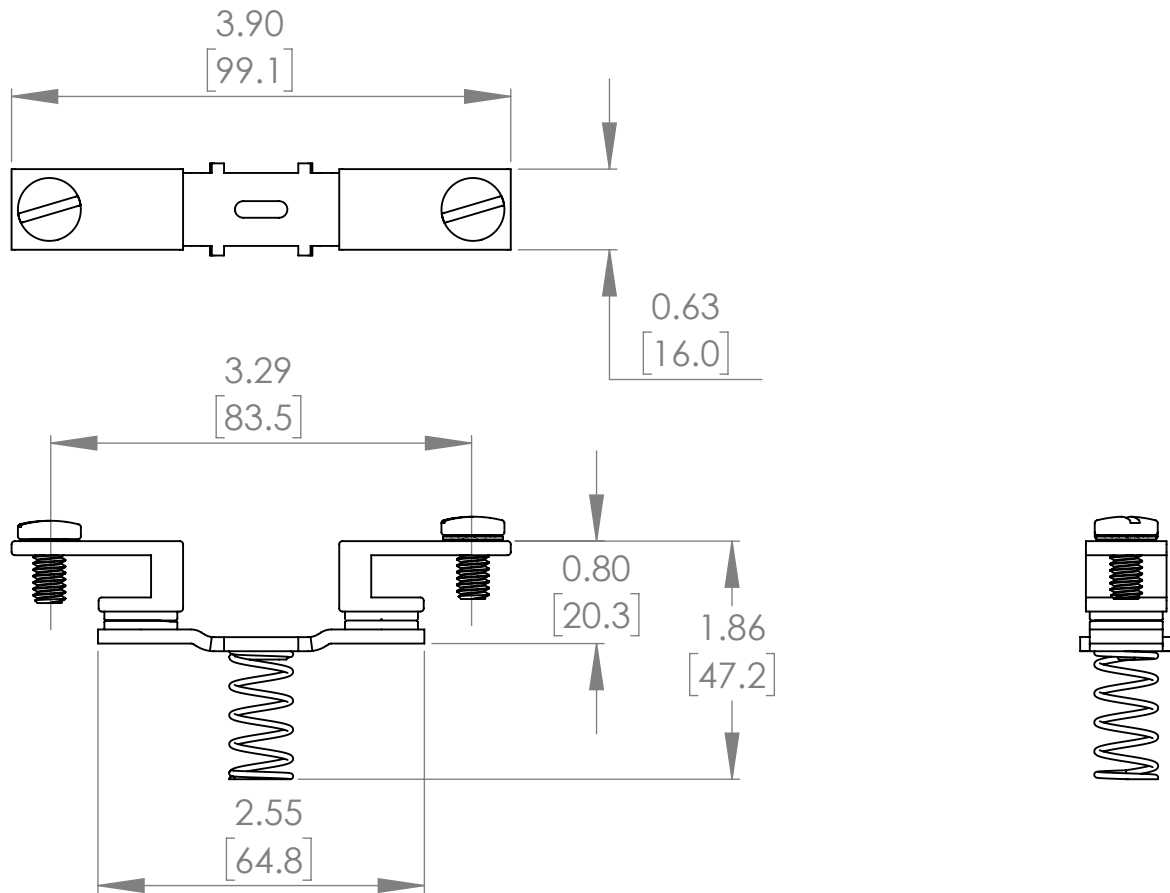
SAME HARDWARE		
SERIES	AMP	POLES
B6-36	135	2
B6-36-2	135	3
B6-36-3	135	2
B6-36-4	135	3

REVISIONS				
ZONE	REV.	DESCRIPTION	DATE	APPROVED



EXPLODED VIEW

IMAGE AND DRAWINGS FOR REFERENCE ONLY. May not show all parts included in the kit. Please refer to the configuration table for detailed specifications



WWW.BRAHELECTRIC.COM, 855-355-2724

* NOTE: BRAH Electric, aftermarket direct replacement contact kits for Cutler Hammer, Citation Series, 3 pole kit, suitable for use with B10, B11, B50, B51, B52 magnetic contactors & motor starters, NEMA Size 4, rated for 135A 600V maximum

<p>THIRD ANGLE PROJECTION</p>	<p>UNLESS OTHERWISE NOTED</p> <p>ALL DIMENSIONS ARE IN INCHES METRIC UNITS ARE DISPLAYED BENEATH IN [MM.]</p>	
	<p>PROPRIETARY AND CONFIDENTIAL</p> <p>THE INFORMATION CONTAINED IN THIS DRAWING IS THE SOLE PROPERTY OF BRAH ELECTRIC. ANY REPRODUCTION IN PART OR AS A WHOLE WITHOUT THE WRITTEN PERMISSION OF BRAH ELECTRIC IS PROHIBITED.</p>	
<p>MATERIAL N/A</p> <p>FINISH N/A</p> <p>DO NOT SCALE DRAWING</p>	<p>SCALE: 1:1.5</p> <p>WEIGHT: 3.2 LBS</p> <p>SHEET 1 OF 1</p>	<p>SIZE A</p> <p>DWG. NO. B6-36-4</p> <p>REV. A</p>