



CONTACT US @ 855-355-2724

E-Mail: Sales@brahelectric.com

www.Brahelectric.com

PRODUCT DATA SHEET



CONTACT KITS

Picture is for reference only,
Actual Kit may vary slightly

PART NUMBER- B75CF14:

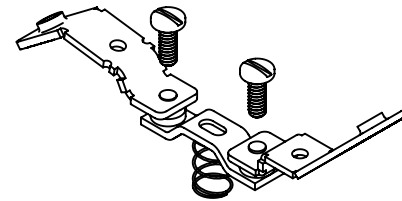
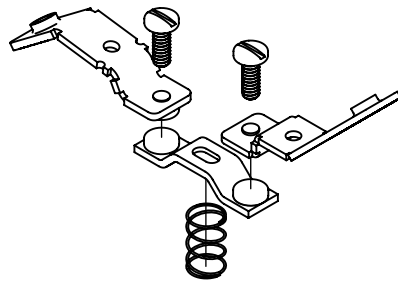
BRAH Electric direct replacement contact kit. 1 Pole, rated for 18 Amp, 600 Volt max, suitable for NEMA size 0 motor starters & contactors, suitable with Furnas Innova model types 14CF, 14CP, 14CS, 22CF, 22CP, 22CS, 40CF, 40CP, 40CS, 43CF, 43CP, 43CS. Complete assembly kit includes all contacts and related mounting screws & hardware. Kit directly replaces Furnas OEM 75CF14

PRODUCT SPECIFICATIONS

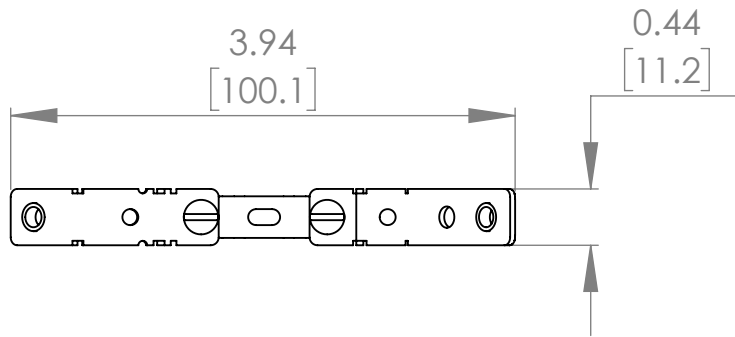
Manufacturer	BRAH Electric
Sub-Category	Contact Kits
Family	Innova
Type	B75CF
Type For	14CF, 14CP, 14CS, 22CF, 22CP, 22CS, 40CF, 40CP, 40CS, 43CF, 43CP, 43CS
OEM Manufacturer	Furnas
OEM Part Number	75CF14
Poles	1
Amperage Max	18
Voltage Max	600
NEMA size	0

Warranty: All Products sold by BRAH Electric are guaranteed to be free of defect for a period of two years, under the condition that the product has been installed and operated properly. All items proven defective within the one year period will be replaced by BRAH Electric. In the event that we cannot provide a direct replacement, your monies will be refunded in full. We are not responsible for any consequential losses or damages outside of the defective product as well as any replacements or repairs performed by another party without our written authorization from BRAH Electric.

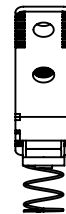
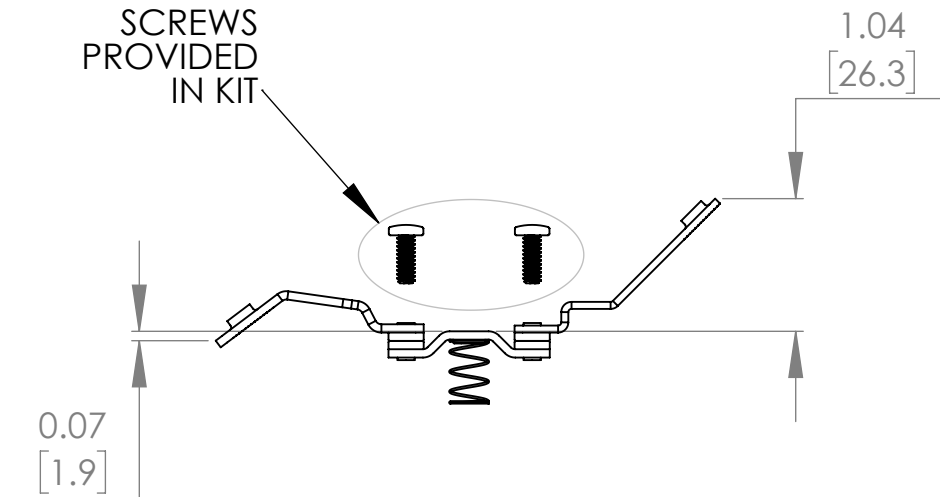
REVISIONS				
ZONE	REV.	DESCRIPTION	DATE	APPROVED



EXPLODED VIEW



SCREWS PROVIDED IN KIT



WWW.BRAHELECTRIC.COM, 855-355-2724

* NOTE: BRAH Electric, aftermarket direct replacement contact kits for Furnas/Siemens, Innova 45 Series, B75CF, 1 pole kit, suitable for use with 14CF, 14CP, 14CS, 22CF, 22CP, 22CS, 40CF, 40CP, 40CS, 43CF, 43CP, 43CS motor starters, NEMA size 0, rated for 18A 600V maximum

<p>THIRD ANGLE PROJECTION</p>	<p>UNLESS OTHERWISE NOTED</p> <p>ALL DIMENSIONS ARE IN INCHES METRIC UNITS ARE DISPLAYED BENEATH IN [MM.]</p>	<p>BRAH Electric Mfg.</p>
	<p>PROPRIETARY AND CONFIDENTIAL</p> <p>THE INFORMATION CONTAINED IN THIS DRAWING IS THE SOLE PROPERTY OF BRAH ELECTRIC. ANY REPRODUCTION IN PART OR AS A WHOLE WITHOUT THE WRITTEN PERMISSION OF BRAH ELECTRIC IS PROHIBITED.</p>	
<p>MATERIAL N/A</p> <p>FINISH N/A</p> <p>DO NOT SCALE DRAWING</p>	<p>SIZE A DWG. NO. B75CF14</p> <p>SCALE: 1:1.5 WEIGHT: 3.2 LBS SHEET 1 OF 1</p>	<p>REV. A</p>