

## PRODUCT DATA SHEET



**PART NUMBER – BA110-30-11-42:** BRAH Electric, aftermarket direct replacement contactors for ABB A110-30-11-42, A-Line series, type A, 3P, 3PH, 110A, 600V, 40HP @ 240V, 75HP @ 480V, 100HP @ 600V, complete with 277V AC coil, and 1 N/O - 1 N/C auxiliary contact, AC magnetic contactor, suitable for use with A-Line series motor control systems

### PRODUCT SPECIFICATIONS

MAGNETIC CONTACTOR  
PART NO. BA110-30-11-42

**Voltage Selection Charts  
BA110-XXXX**

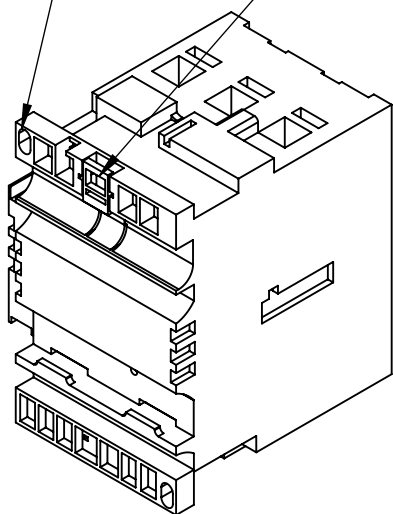
BA110-30-11	120V AC
BA110-30-11-42	277V AC
BA110-30-11-51	480V AC
BA110-30-11-55	500/600V AC
BA110-30-11-80	220/240V AC
BA110-30-11-81	24V AC
BA110-30-11-83	48V AC
BA110-30-11-84	120V AC
BA110-30-11-86	415/440V AC

<i>TYPE</i>	<i>VALUE (UNITS)</i>	<i>NOTES</i>	<i>COMMENTS</i>
<i>PHASE</i>	3		
<i>POLES</i>	3		
<i>VOLTAGE</i>	600 (VAC)		
<i>AMPERAGE</i>	110 (A)		
<i>COIL VOLTAGE MIN</i>	277 (V)		
<i>COIL VOLTAGE MAX</i>	277 (V)		
<i>MIN HP. RATING</i>	40 (HP)	@ 240V	
<i>MAX HP RATING</i>	100 (HP)	@ 600V	

**Warranty:** All Products sold by BRAH Electric are guaranteed to be free of defect for a period of one year, under the condition that the product has been installed and operated properly. All items proven defective within the one year period will be replaced by BRAH Electric. In the event that we cannot provide a direct replacement, your monies will be refunded in full. We are not responsible for any consequential losses or damages outside of the defective product as well as any replacements or repairs performed by another party without our written authorization from BRAH Electric.

MOUNTING HOLES

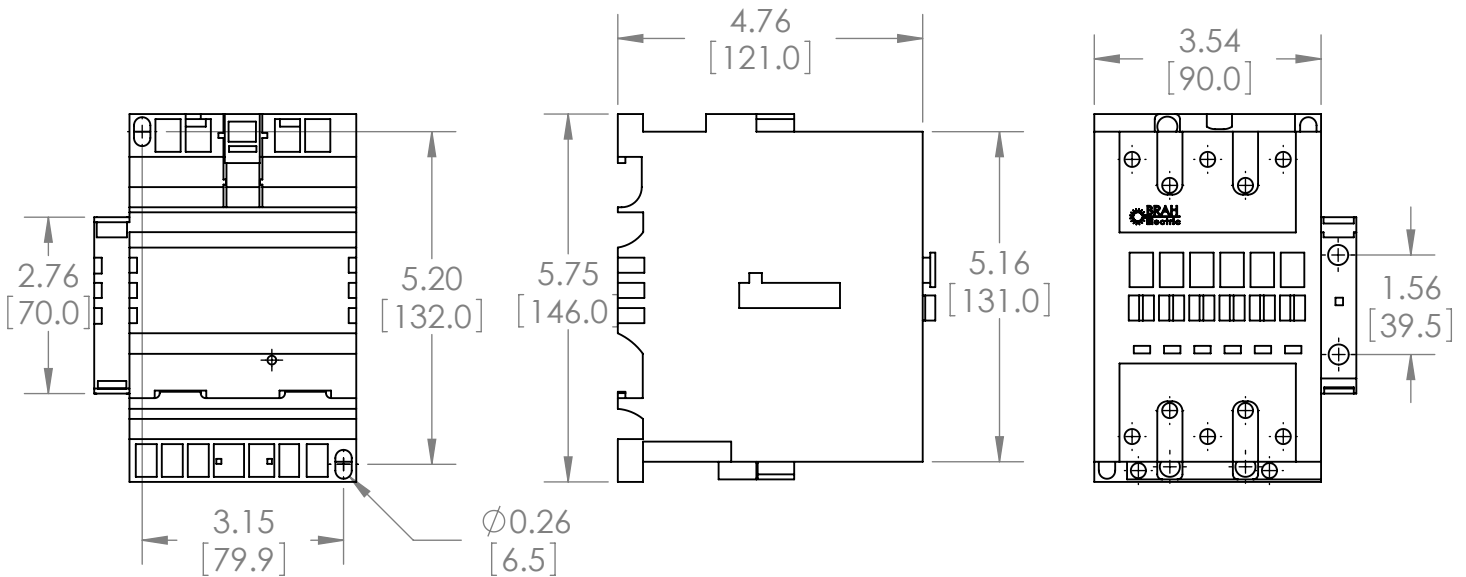
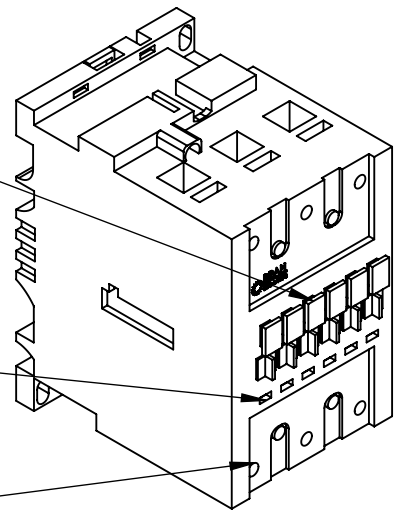
MOUNTING FIXTURES



STOPS FOR ATTACHING FRONT MOUNTED ACCESSORIES

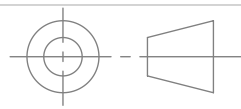
LOCATION OF FUNCTION MARKER

LOAD SIDE WIRE TERMINALS



[WWW.BRAHELECTRIC.COM](http://WWW.BRAHELECTRIC.COM), 855-355-2724

\*NOTE: BRAH ELECTRIC CONTACTOR BA110-30-11-42 IS AN AFTERMARKET DIRECT REPLACEMENT FOR A110-30-11-42, A-LINE SERIES. SUITABLE FOR USE WITH A-LINE SERIES MOTOR CONTROL SYSTEMS



THIRD ANGLE PROJECTION

**PROPRIETARY AND CONFIDENTIAL**

THE INFORMATION CONTAINED IN THIS DRAWING IS THE SOLE PROPERTY OF BRAH ELECTRIC. ANY REPRODUCTION IN PART OR AS A WHOLE WITHOUT THE WRITTEN PERMISSION OF BRAH ELECTRIC IS PROHIBITED.

UNLESS OTHERWISE NOTED

ALL DIMENSIONS ARE IN INCHES  
METRIC UNITS ARE DISPLAYED  
BENEATH IN [ MM. ]

MATERIAL  
MOLDED PLASTIC CASE

FINISH  
N/A

DO NOT SCALE DRAWING



MAGNETIC CONTACTOR

SIZE <b>A</b>	DWG. NO. BA110-30-11-42	REV. <b>A</b>
SCALE: 1:3	WEIGHT: 3.2 LBS	SHEET 1 OF 1