

## PRODUCT DATA SHEET



**PART NUMBER – BA75-30-11-42:** BRAH Electric, aftermarket direct replacement contactors for ABB A75-30-11-42, A-Line series, type A, 3P, 3PH, 80A, 600V, 30HP @ 240V, 60HP @ 480V, 75HP @ 600V, complete with 277V AC coil, and 1 NO/NC auxiliary contact, AC magnetic contactor, suitable for use with A-Line series motor control systems

### PRODUCT SPECIFICATIONS

MAGNETIC CONTACTOR  
PART NO. BA75-30-11-42

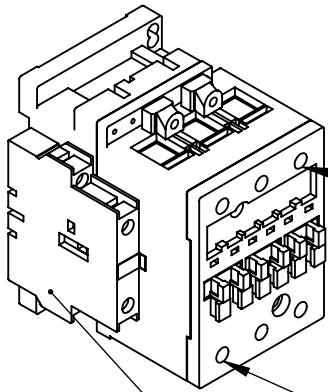
**Voltage Selection Charts  
BA75-XXXX**

BA75-30-11	120V AC
BA75-30-11-42	277V AC
BA75-30-11-51	480V AC
BA75-30-11-55	500/600V AC
BA75-30-11-80	220/240V AC
BA75-30-11-81	24V AC
BA75-30-11-83	48V AC
BA75-30-11-84	120V AC
BA75-30-11-86	415/440V AC

<i>TYPE</i>	<i>VALUE (UNITS)</i>	<i>NOTES</i>	<i>COMMENTS</i>
<i>PHASE</i>	3		
<i>POLES</i>	3		
<i>VOLTAGE</i>	600 (VAC)		
<i>AMPERAGE</i>	80 (A)		
<i>COIL VOLTAGE MIN</i>	277 (VAC)		
<i>COIL VOLTAGE MAX</i>	277 (VAC)		
<i>MIN HP. RATING</i>	30 (HP)	@ 240V	
<i>MAX HP RATING</i>	75 (HP)	@ 600V	

**Warranty:** All Products sold by BRAH Electric are guaranteed to be free of defect for a period of one year, under the condition that the product has been installed and operated properly. All items proven defective within the one year period will be replaced by BRAH Electric. In the event that we cannot provide a direct replacement, your monies will be refunded in full. We are not responsible for any consequential losses or damages outside of the defective product as well as any replacements or repairs performed by another party without our written authorization from BRAH Electric.

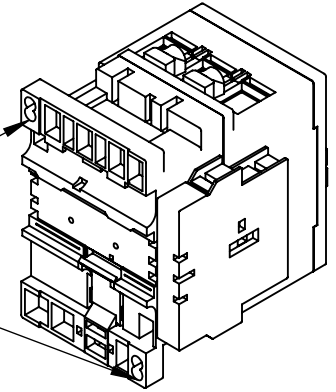
REVISIONS				
ZONE	REV.	DESCRIPTION	DATE	APPROVED



LOAD SIDE WIRE TERMINALS

MOUNTING HOLES

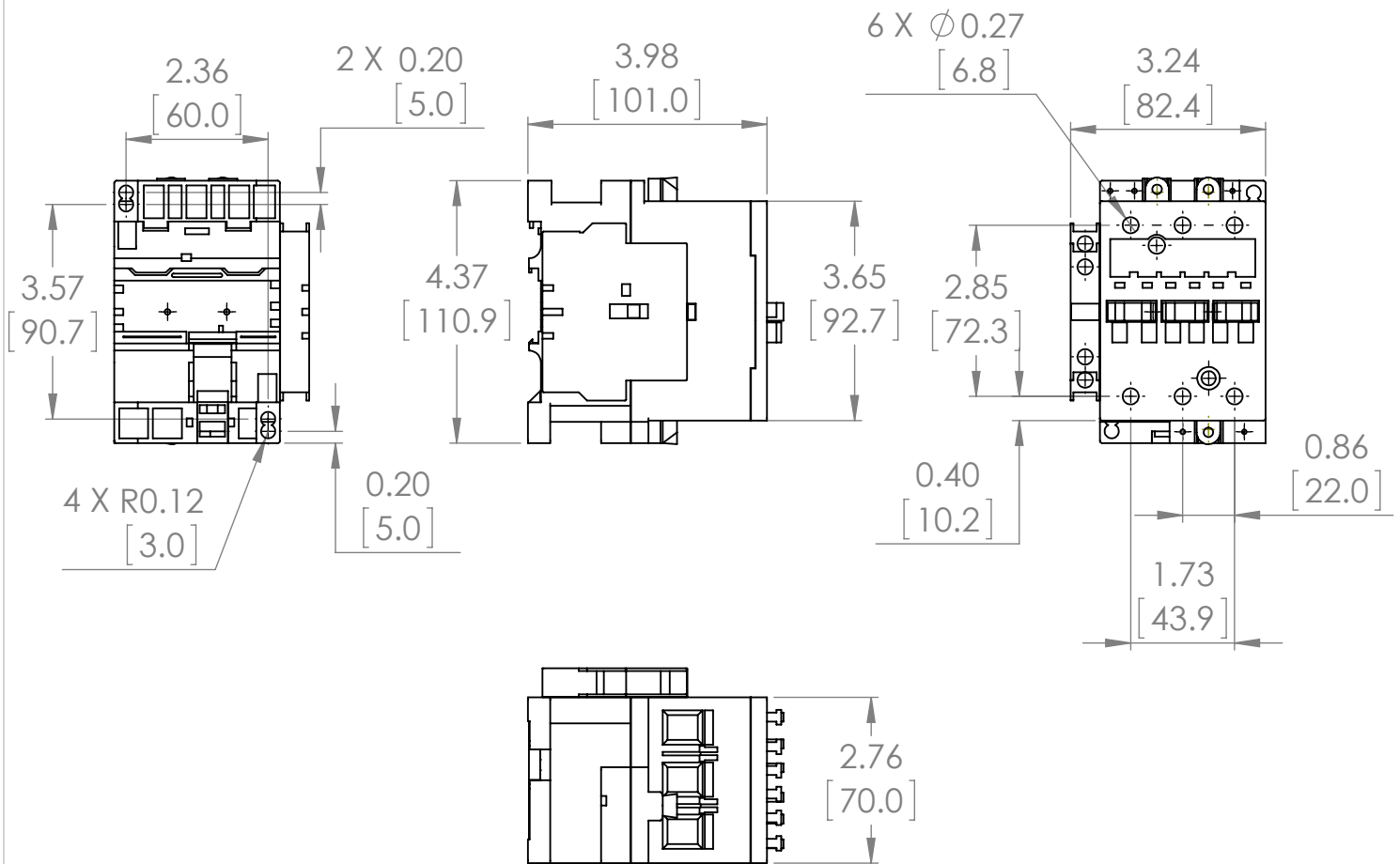
STOPS FOR ATTACHING FRONT MOUNTED ACCESSORIES



ISO VIEW

AUXILIARY CONTACTS

ISO VIEW



[WWW.BRAHELECTRIC.COM](http://WWW.BRAHELECTRIC.COM), 855-355-2724

\*NOTE: BRAH ELECTRIC CONTACTOR BA75-30-11-42 IS AN AFTERMARKET DIRECT REPLACEMENT FOR ABB A75-30-11-42, A-LINE SERIES. SUITABLE FOR USE WITH A-LINE SERIES MOTOR CONTROL SYSTEMS

<p>THIRD ANGLE PROJECTION</p>	<p>UNLESS OTHERWISE NOTED</p> <p>ALL DIMENSIONS ARE IN INCHES METRIC UNITS ARE DISPLAYED BENEATH IN [ MM. ]</p>	
	<p><b>PROPRIETARY AND CONFIDENTIAL</b></p> <p>THE INFORMATION CONTAINED IN THIS DRAWING IS THE SOLE PROPERTY OF BRAH ELECTRIC. ANY REPRODUCTION IN PART OR AS A WHOLE WITHOUT THE WRITTEN PERMISSION OF BRAH ELECTRIC IS PROHIBITED.</p>	
<p>MATERIAL MOLDED PLASTIC CASE</p>	<p>FINISH N/A</p>	<p>SIZE <b>A</b> DWG. NO. <b>BA75-30-11-42</b> REV. <b>A</b></p>
<p>DO NOT SCALE DRAWING</p>	<p>SCALE: 1:3</p>	<p>WEIGHT: SHEET 1 OF 1</p>