

PRODUCT DATA SHEET



PART NUMBER – BA95-30-11-42: BRAH Electric, aftermarket direct replacement contactors for ABB A95-30-11-42, A-Line series, type A, 3P, 3PH, 95A, 600V, 30HP @ 240V, 60HP @ 480V, 75HP @ 600V, complete with 277V AC coil, and 1 N/O - 1 N/C auxiliary contact, AC magnetic contactor, suitable for use with A-Line series motor control systems

PRODUCT SPECIFICATIONS

MAGNETIC CONTACTOR
PART NO. BA95-30-11-42

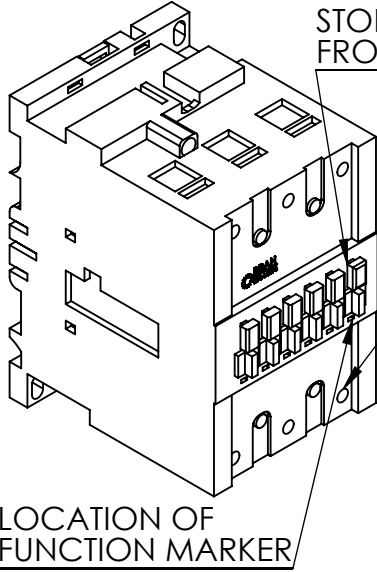
**Voltage Selection Charts
BA95-XXXX**

BA95-30-11	120V AC
BA95-30-11-42	277V AC
BA95-30-11-51	480V AC
BA95-30-11-55	500/600V AC
BA95-30-11-80	220/240V AC
BA95-30-11-81	24V AC
BA95-30-11-83	48V AC
BA95-30-11-84	120V AC
BA95-30-11-86	415/440V AC

<i>TYPE</i>	<i>VALUE (UNITS)</i>	<i>NOTES</i>	<i>COMMENTS</i>
<i>PHASE</i>	3		
<i>POLES</i>	3		
<i>VOLTAGE</i>	600 (VAC)		
<i>AMPERAGE</i>	95 (A)		
<i>COIL VOLTAGE MIN</i>	277 (V)		
<i>COIL VOLTAGE MAX</i>	277 (V)		
<i>MIN HP. RATING</i>	30 (HP)	@ 240V	
<i>MAX HP RATING</i>	75 (HP)	@ 600V	

Warranty: All Products sold by BRAH Electric are guaranteed to be free of defect for a period of one year, under the condition that the product has been installed and operated properly. All items proven defective within the one year period will be replaced by BRAH Electric. In the event that we cannot provide a direct replacement, your monies will be refunded in full. We are not responsible for any consequential losses or damages outside of the defective product as well as any replacements or repairs performed by another party without our written authorization from BRAH Electric.

REVISIONS				
ZONE	REV.	DESCRIPTION	DATE	APPROVED

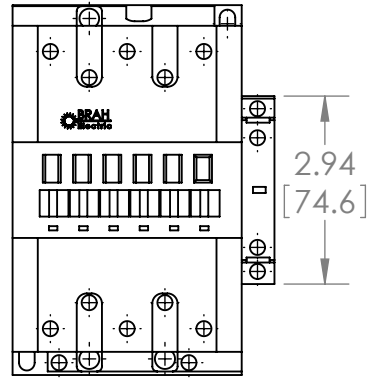
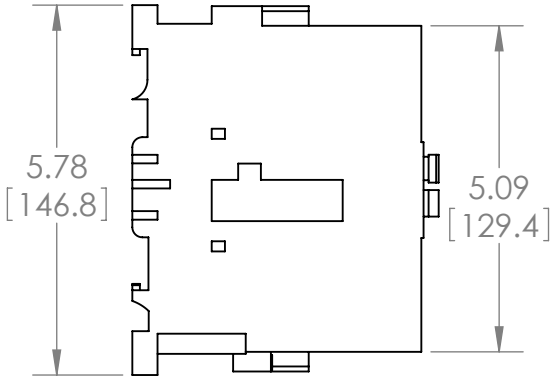
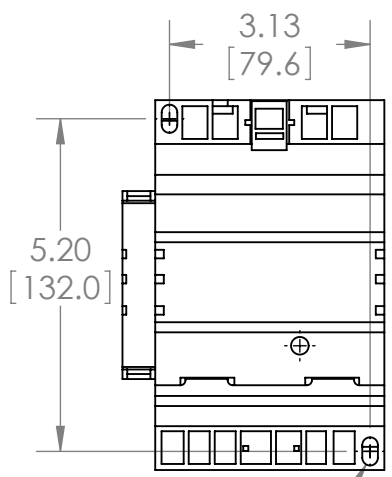
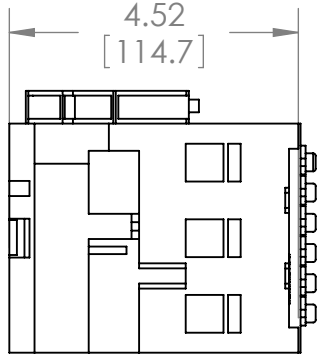
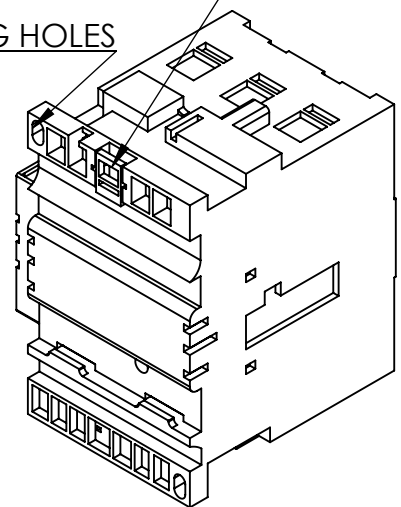


STOPS FOR ATTACHING FRONT MOUNTED ACCESSORIES

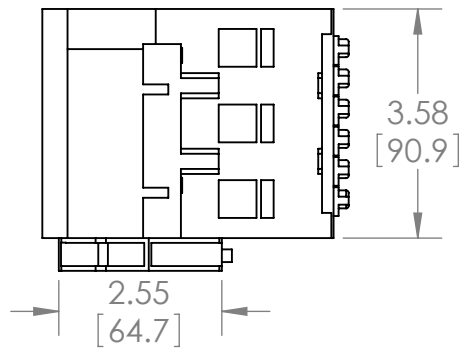
LOAD SIDE WIRE TERMINALS

LOCATION OF FUNCTION MARKER

MOUNTING FIXTURES
MOUNTING HOLES



Ø0.24 [6.2]



WWW.BRAHELECTRIC.COM, 855-355-2724

*NOTE: BRAH ELECTRIC CONTACTOR BA95-30-11-42 IS AN AFTERMARKET DIRECT REPLACEMENT FOR A95-30-11-42, A-LINE SERIES. SUITABLE FOR USE WITH A-LINE SERIES MOTOR CONTROL SYSTEMS

THIRD ANGLE PROJECTION

PROPRIETARY AND CONFIDENTIAL
THE INFORMATION CONTAINED IN THIS DRAWING IS THE SOLE PROPERTY OF BRAH ELECTRIC. ANY REPRODUCTION IN PART OR AS A WHOLE WITHOUT THE WRITTEN PERMISSION OF BRAH ELECTRIC IS PROHIBITED.

UNLESS OTHERWISE NOTED
ALL DIMENSIONS ARE IN INCHES
METRIC UNITS ARE DISPLAYED
BENEATH IN [MM.]

MATERIAL	MOLDED PLASTIC CASE
FINISH	N/A
DO NOT SCALE DRAWING	

MAGNETIC CONTACTOR

SIZE	DWG. NO.	REV.
A	BA 95-30-11-42	A
SCALE: 1:3	WEIGHT: 3.2 LBS	SHEET 1 OF 1